

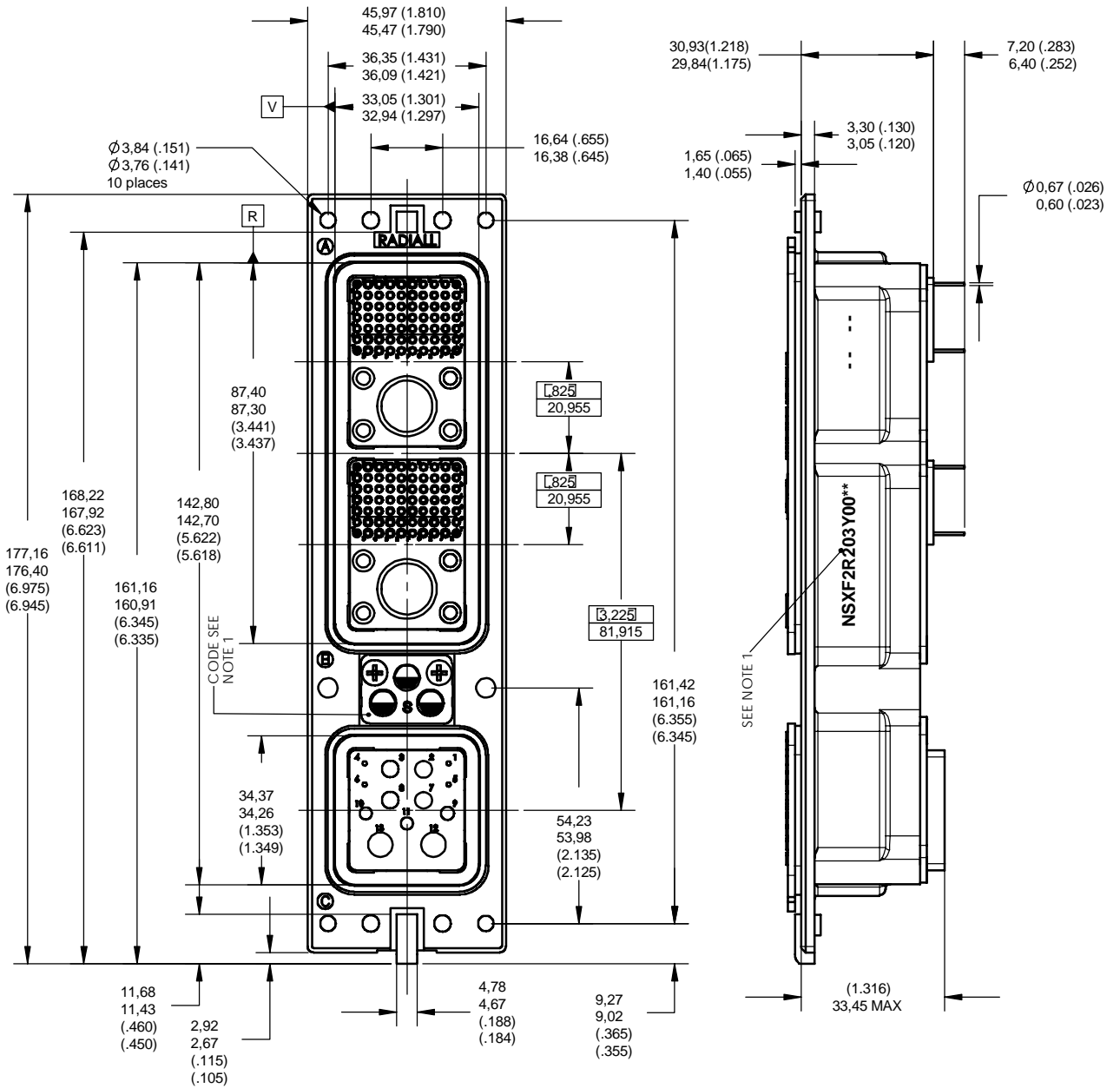


Series
NSX

SIZE 2 RECEPTACLE CONNECTOR

Issue:
NOV 12 2003

Page
1/3



NOTE 1:
** REPRESENTS THE POLARIZATION CODE AND IS CONFORM WITH ARINC 600 POLARIZATION POSITION
WITHOUT POLARIZATION CODE, THE CONNECTOR IS DELIVERED WITH POLARIZATION HARDWARE UNASSEMBLED

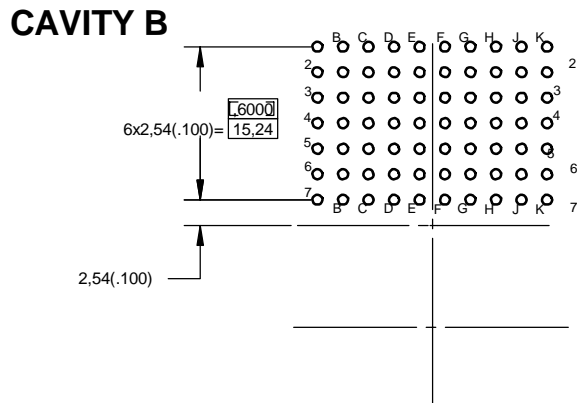
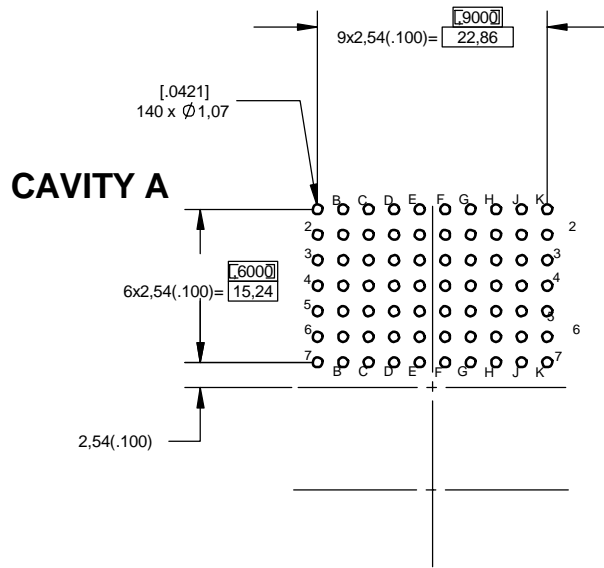
DIMENSIONS : mm (inch) -

This information is given as an indication. In the continual goal to improve our products, we reserve the right to make any modifications judged necessary.

4112_9311

CREATION				
PEN: JERRIK				
NOM: VALGRESY				
DATE: NOV 12 2003				
APPR.: LAHOREAU	/	/	/	/
Issue		Revisions	Name	Approved

NSXF2R203Y00XX



4112_9311 This information is given as an indication. In the continual goal to improve our products, we reserve the right to make any modifications judged necessary.



MATERIAL:

- SHELL : DIE CAST ALUMINUM ALLOY PER QQ-A-591, A380
- INSERT RETENTION PLATES : ALUMINUM ALLOY PER QQ-A-200 OR QQ-A-591
- POLARIZING RETENTION PLATE : ALUMINUM ALLOY PER QQ-A-200 OR QQ-A-591
- POLARIZING KEYS : ZINC ALLOY PER QQ-Z-363
- INSERTS : REINFORCED EPOXY RESIN PER ASTM-D 5948-96
- CONTACT RETENTION CLIPS : BERYLLIUM COPPER PER ASTM-B-194 OR 196
- CONTACTS :
 - BODY : BERYLLIUM COPPER PER ASTM-B-196 AND LEADED NICKEL COPPER (C97)
 - PROTECTIVE SLEEVE : STAINLESS STEEL PER AISI 305
- COVER : THERMOPLASTIC CONDUCTIVE ELASTOMER
- SCREWS AND WASHERS : CORROSION RESISTANT

FINISH:

- SHELL : CHROMATATION PER MIL-C-5541, CLASS 3
- INSERT RETENTION PLATES : BLUE ANODIZED PER MIL-A-8625
- POLARIZING RETENTION PLATE : CHROMATATION PER MIL-C-5541, CLASS 3
- POLARIZING KEYS : YELLOW CHROMATE OVER CADMIUM PER QQ-P-416, TYPE II
- CONTACT BODY : PLATING .00005 INCH OF GOLD PER MIL-G-45204 TYPE I OR II GRADE C OR D CLASS 1 OVER NICKEL PER QQ-N-290
- CONTACT PROTECTIVE SLEEVE : PASSIVATED

NOTES:

- INSERT LAYOUT : CAVITY A 71C1 FOR FRONT RELEASE, FRONT REMOVABLE SIGNAL CONTACTS
CAVITY B 71C1 FOR FRONT RELEASE, FRONT REMOVABLE SIGNAL CONTACTS
CAVITY C 13C2 FOR REAR RELEASE, REAR REMOVABLE FOR POWER AND COAX CONTACTS
- CONNECTOR SUPPLIED WITH:
 - 140 SIZE 22 FRONT RELEASE, FRONT REMOVABLE PC POST SOCKET CONTACTS P/N : 620 361 (INSTALLED)
 - 4 SIZE 20 CRIMP PIN CONTACTS P/N : 620 210 (UNINSTALLED)
 - 3 SIZE 16 CRIMP PIN CONTACTS P/N : 620 230 (UNINSTALLED)
 - 4 SIZE 12 CRIMP PIN CONTACTS P/N : 620 240 (UNINSTALLED)
- CONDUCTIVE COVERS P/N: 620 995 015 INSTALLED
620 995 016 INSTALLED
- MARKING : CONNECTOR AND PACKAGING MUST BE MARKED WITH : NSXF2R203Y00** (SEE NOTE 1) + DATE CODE
- PART IDENTIFICATION SHALL BE CAPABLE OF MEETING THE MARK DURABILITY REQUIREMENTS OF DMS 2325 PARAGRAPH 4.2.7 FOR SKYDROL DMS 2014 TYPE 4 USING THE ABRASIVE FELT ONLY

4112_9311 This information is given as an indication. In the continual goal to improve our products, we reserve the right to make any modifications judged necessary.