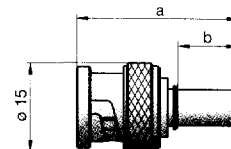


Straight Plug, crimp

Stecker gerade, crimp

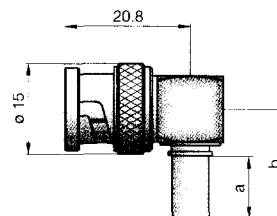
Part Number	Cable Group	Assembly Instruction	Crimp-Inserts	Remarks	Packing Unit
➤ 71 S 102-109 N4	09	51 P1	11 W 150-209	a = 30, b = 12	100
71 S 103-109 N4	09	51 P1	11 W 150-109	a = 30, B = 12, BeCu outer contact	1
➤ 71 S 102-110 N4	09, 10	51 K4	11 W 150-209	a = 30, b = 12	1
71 S 102-113 N4	13	51 P6	11 W 150-213	a = 30, b = 12	1
71 S 102-114 N4	14	51 P6	11 W 150-212	a = 30, b = 12	1
71 S 102-128 N4	28	51 P1	11 W 150-211	a = 30, b = 12	1
71 S 102-140 N4	40	51 P1	11 W 150-204	a = 27, b = 9	100
71 S 102-141 N4	41	51 P1	11 W 150-206	a = 31, b = 13.5	1
71 S 102-1V6 N4	V6	51 P1	11 W 150-204	a = 27, b = 9	100
71 S 102-126 N4	26	51 P4	11 W 150-206	a = 33.5, b = 15.5	1
71 S 102-1T6 N4	T6	51 P6	11 W 150-213	a = 30, b = 12	1
71 S 102-1T7 N4	T7	51 P	11 W 150-208	a = 30, b = 14	1
71 S 101-118 N4	18	51 P4	11 W 150-218	a = 33.5, b = 15.5	1



Right Angle Plug, solder crimp

Winkelstecker, löt-crimp

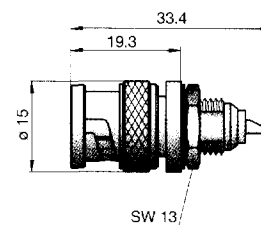
Part Number	Cable Group	Assembly Instruction	Crimp-Inserts	Remarks	Packing Unit
71 S 201-302 N4	02	51 M1	11 W 150-102	a = 7.8, b = 15.5	100
➤ 71 S 201-309 N4	09	51 M	11 W 150-109	a = 12, b = 19.7	100
71 S 201-340 N4	40	51 M1	11 W 150-104	a = 9, b = 16	100



Bulkhead Plug

Gehäusestecker

Part Number	Panel Piercing	Remarks	Packing Unit
71 S 501-200 N4	B 2	-	1



Straight Jack, crimp

Kuppler gerade, crimp

Part Number	Cable Group	Assembly Instruction	Crimp-Inserts	Remarks	Packing Unit
➤ 71 K 107-802 N4	02	51 T	11 W 150-402	-	50

