

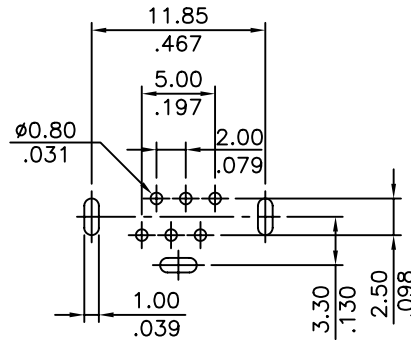
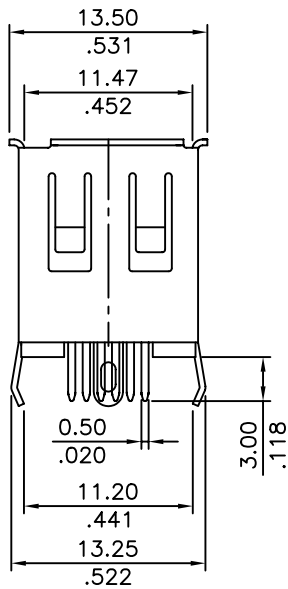
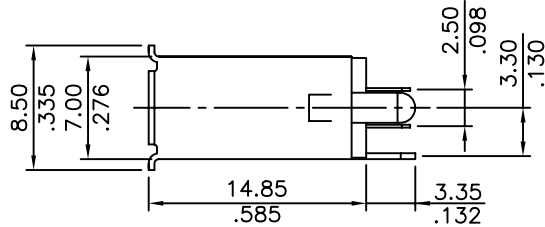
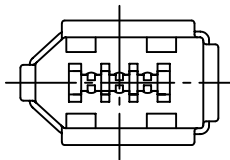
Ordering Information :

1394 S 06 V * * *
 1 2 3 4 5 6 7

1. Series No.
2. S : Socket
3. No. Of Circuits
06 = 6 Pin
4. Type:
V = Straight
5. 1 = Up Type
2 = Down Type
6. Contact plating:
F = Selective gold over 30~50?" nickel overall.
J = 15?" selective gold plated over 30~50?" nickel overall.
K = 30?" selective gold plated over 30~50?" nickel overall.
7. Color :
0 = White
1 = Black

Material :

- * Shell : Brass
- * Housing : PBT G/F 30%
- * Pin : Brass



PCB LAYOUT : SOLDER SIDE
 RECOMMENDED PCB THICKNESS:

				LECO CORPORATION		APPROVED BY:		PART NO:				
				GENERAL TOLERANCE		CHECKED BY:		1394S06V***				
				X° ± 2°		DRAW BY:		TITLE:				
				.X ± 0.30 / .012		Coco 03/21/'01		SOCKET				
				.XX ± 0.20 / .008		UNITS		DRAWING NO:				
				.XXX ± 0.10 / .004		mm		139405S				
REV.	ECO. NO.	CHG	APPD.			SCALE		SIZE	SHEET	REV.		
A	DWG REL.					2:1		A4	1/1	A		