

# Broadband Log Periodics.

## High Gain. Wide Band.

● AT1000/AT1000A

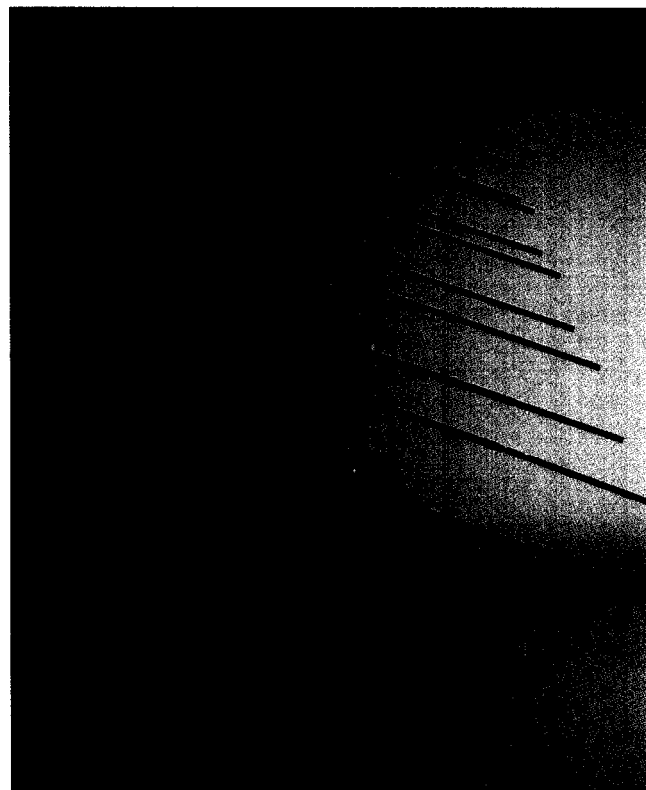

● AT1080/AT1080A

80 To 1000 MHz • To 800 V/m

With 7.5 dBi over isotropic gain and  $\pm 1$  dB gain flatness, these log periodics give you the constant high intensity fields you need for rfi and emi testing in and out of a shielded room.

Lightweight modular design makes assembly and relocation easy. Built tough to withstand the outdoors.

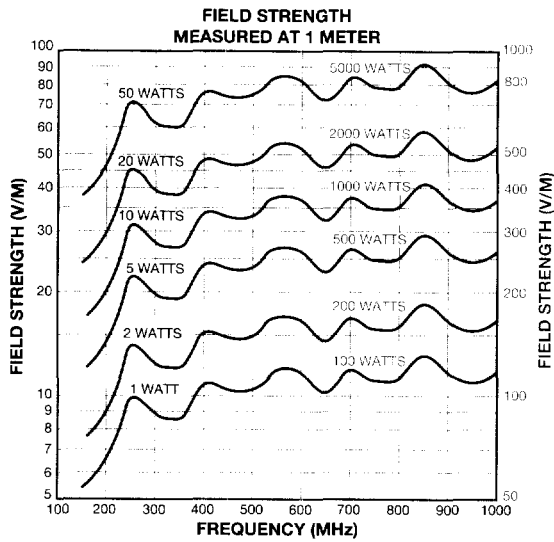
Get frequency response and field intensity beyond the norm. These log periodics are designed for high power radiated testing and can be calibrated for emissions.



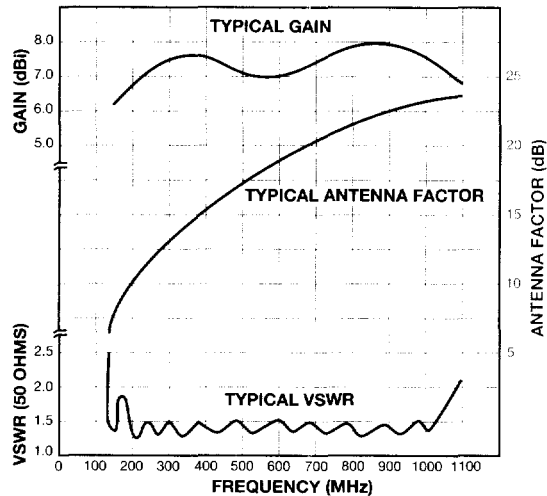
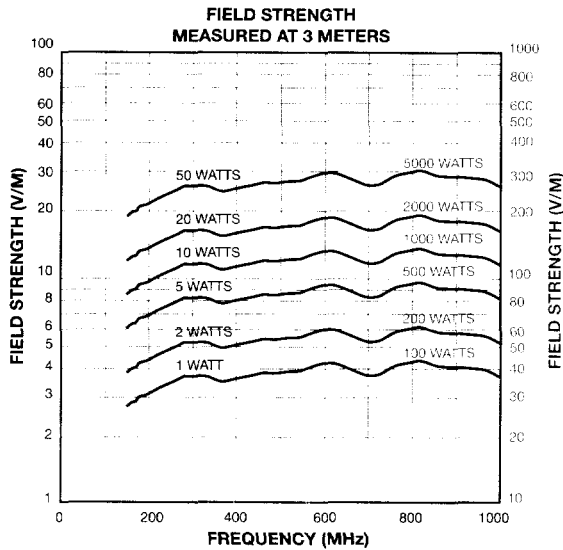
SPECIFICATIONS		
	AT1000/1000A	AT1080/1080A
Frequency range	150 to 1000 MHz	80 to 1000 MHz
Power input (maximum)		
150-250 MHz (AT1000/A); 80-250 MHz (AT1080/A)	2000 watts/5000 watts	2000 watts/5000 watts
250-500 MHz (AT1000/A); 250-500 MHz (AT1080/A)	1500 watts/4000 watts	1500 watts/4000 watts
500-1000 MHz (AT1000/A); 500-1000 MHz (AT1080/A)	1000 watts/3000 watts	1000 watts/3000 watts
Power gain (over isotropic)	6.5 dBi min., 7.5 dBi avg.	6.5 dBi min., 7.5 dBi avg.
Gain flatness	$\pm 1.0$ dB	$\pm 1.0$ dB
Impedance	50 ohms nominal	50 ohms nominal
VSWR	max. 1.8:1, avg. 1.5:1	max. 1.8:1, avg. 1.5:1
Beamwidth (average)	E plane 60°, H plane 105°	E plane 60°, H plane 105°
Front to back ratio (minimum)	15 dB	15 dB
Connector	Type N female standard; Type C female also supplied*	Type N female standard; Type C female also supplied*
Size (w x h x d)	102 x 13 x 91 cm (40 x 5 x 36 in.)	193 x 13 x 160 cm (76 x 5 x 63 in.)
Weight (maximum)	7 kg (15 lb)	7.7 kg (17 lb)
Mounting	Wall bracket included; optional tripod available.	Wall bracket included; optional tripod available.

\*A connector with 1 1/2" EIA swivel flange is standard with the AT1000A and AT1080A.

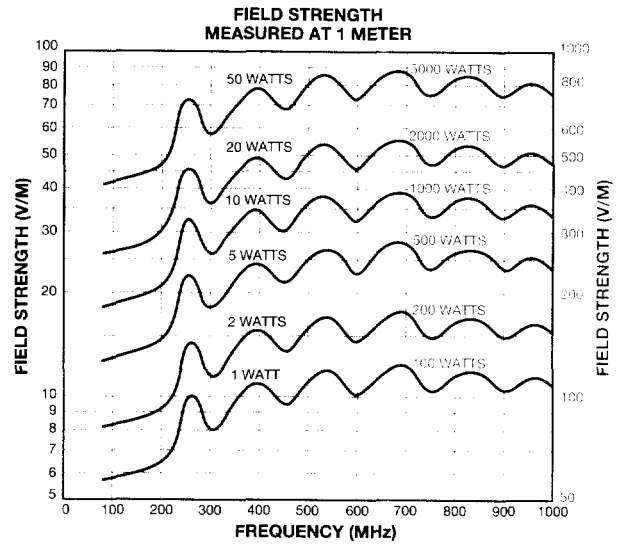
# AT1000/AT1000A



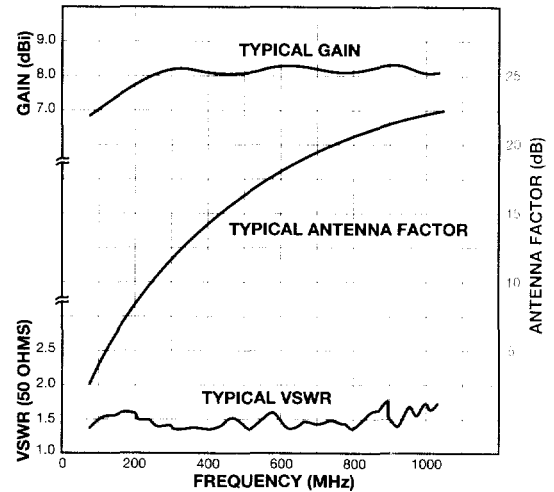
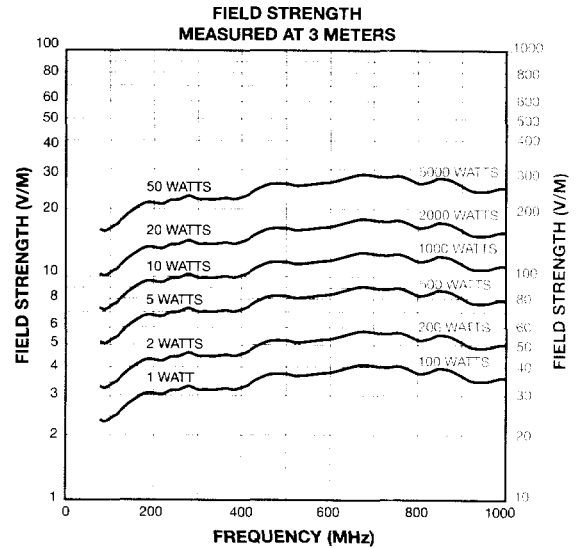
Note: Curves above 1000 and 2000 watts do not apply past power-frequency limits of the antenna.



# AT1080/AT1080A



Note: Curves above 1000 and 2000 watts do not apply past power-frequency limits of the antenna.



Field strengths have been measured in free-space conditions. Individual shielded rooms, amplifiers, and test-system conditions will influence performance. Field strength also varies with frequency and position of antenna and EUT in non-anechoic testing environments.