

# X3 Frequency Multiplier

50Ω Output 6600 to 12000 MHz

## RMK-3-123+



Generic photo used for illustration purposes only  
CASE STYLE: TT1224

**+RoHS Compliant**  
The +Suffix identifies RoHS Compliance. See our web site for RoHS Compliance methodologies and qualifications

Available Tape and Reel at no extra cost

Reel Size	Devices/Reel
7"	10, 20, 50, 100, 200
13"	500

### Maximum Ratings

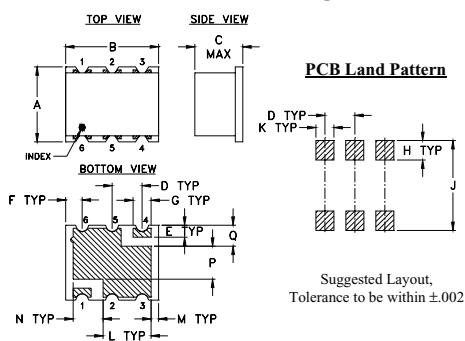
Operating Temperature	-40°C to 85°C
Storage Temperature	-55°C to 100°C
RF Input Power	17 dBm

Permanent damage may occur if any of these limits are exceeded.

### Pin Connections

INPUT	1
OUTPUT	4
GROUND	2,3,5,6

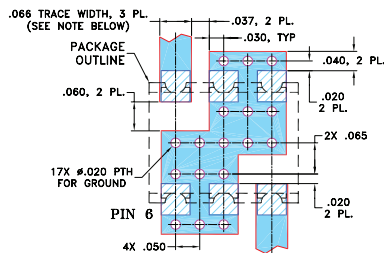
### Outline Drawing



### Outline Dimensions (inch/mm)

A	B	C	D	E	F	G	H
.25	.31	.16	.100	.040	.055	.060	.065
6.35	7.87	4.06	2.54	1.02	1.40	1.52	1.65
J	K	L	M	N	P	Q	wt.
.300	.060	.160	.025	.100	.110	.070	grams
7.62	1.52	4.06	0.64	2.54	2.79	1.78	0.16

### Demo Board MCL P/N: TB-393 Suggested PCB Layout (PL-258)



### Notes

- Performance and quality attributes and conditions not expressly stated in this specification document are intended to be excluded and do not form a part of this specification document.
- Electrical specifications and performance data contained in this specification document are based on Mini-Circuit's applicable established test performance criteria and measurement instructions.
- The parts covered by this specification document are subject to Mini-Circuit's standard limited warranty and terms and conditions (collectively, "Standard Terms"); Purchasers of this part are entitled to the rights and benefits contained therein. For a full statement of the Standard Terms and the exclusive rights and remedies thereunder, please visit Mini-Circuit's website at [www.minicircuits.com/MCLStore/terms.jsp](http://www.minicircuits.com/MCLStore/terms.jsp)

### Features

- broadband
- high rejection F2, -33 dBc typ.; F4, -45 dBc typ.
- low cost
- aqueous washable

### Applications

- synthesizers
- local oscillators
- satellite up and down converters

### Electrical Specifications

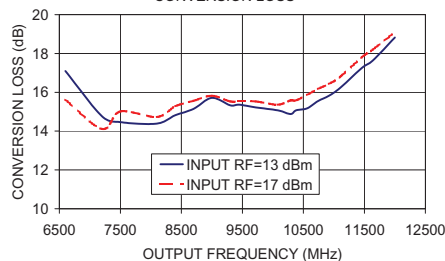
MULTIPLICATION FACTOR	FREQUENCY (MHz)		INPUT POWER (dBm)		CONVERSION LOSS (dB)		*HARMONIC OUTPUT (dBC)					
	F1 Input	F3 Output	Min.	Max.	Typ.	Max.	F1 Typ. Min.	F2 Typ. Min.	F4 Typ. Min.			
3	2200-4000	6600-12000	13	17	15.5	21	5	-5	33	22	45	24

\* Harmonics of input frequency below the power level of F3

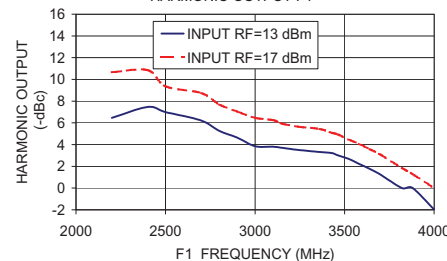
### Typical Performance Data

Input Frequency (MHz)	INPUT RF= 13 dBm				INPUT RF= 17 dBm			
	Conversion Loss (dB)	Harmonic Output Below F3 (-dBc)			Conversion Loss (dB)	Harmonic Output Below F3 (-dBc)		
	F3	F1	F2	F4	F3	F1	F2	F4
2200.00	17.10	6.46	43.81	41.26	15.62	10.66	45.36	50.70
2400.00	14.76	7.47	42.53	40.96	14.11	10.86	44.54	52.89
2500.00	14.46	7.00	42.64	36.29	15.01	9.37	42.60	41.84
2700.00	14.39	6.21	41.67	46.46	14.73	8.74	43.18	50.24
2800.00	14.82	5.27	41.35	54.46	15.28	7.70	42.28	54.65
2900.00	15.15	4.65	41.77	62.55	15.56	7.05	40.84	53.91
3000.00	15.71	3.85	42.22	52.88	15.82	6.46	38.36	53.31
3100.00	15.33	3.81	40.33	45.93	15.53	6.25	35.03	51.83
3150.00	15.36	3.71	39.92	44.99	15.55	5.93	33.63	52.04
3240.00	15.22	3.51	37.49	43.68	15.53	5.65	31.88	51.49
3360.00	15.07	3.32	35.11	43.68	15.36	5.45	30.38	49.72
3430.00	14.88	3.22	33.83	43.88	15.58	5.07	30.14	47.92
3460.00	15.07	3.03	33.08	43.58	15.58	4.96	30.01	47.07
3520.00	15.17	2.71	31.33	43.53	15.86	4.48	28.99	45.90
3580.00	15.55	2.23	30.04	43.74	16.17	4.07	28.81	44.40
3640.00	15.82	1.77	29.35	44.29	16.43	3.58	29.12	43.44
3700.00	16.22	1.25	28.63	47.10	16.79	3.08	29.36	41.94
3820.00	17.26	-0.08	38.02	50.31	17.81	1.85	34.73	38.30
3880.00	17.64	-0.56	35.44	40.65	18.20	1.29	36.72	38.63
4000.00	18.82	-1.97	28.32	37.36	19.11	-0.09	30.37	41.63

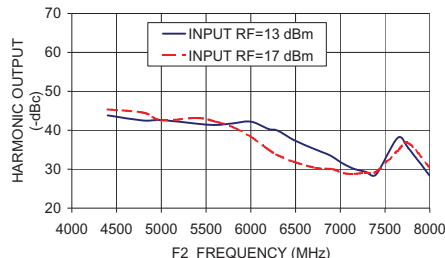
RMK-3-123+  
CONVERSION LOSS



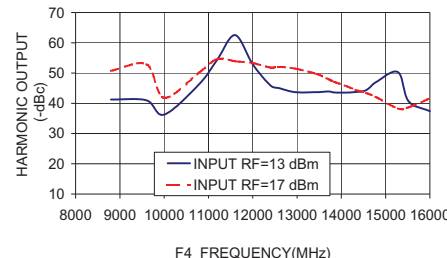
RMK-3-123+  
HARMONIC OUTPUT F1



RMK-3-123+  
HARMONIC OUTPUT F2



RMK-3-123+  
HARMONIC OUTPUT F4



# Frequency Multiplier (Tripler)

# RMK-3-123+

## Typical Performance Data

Test Conditions: RF Input Power = 13 dBm @ +25°C

FREQUENCY (MHz)				CONVERSION LOSS (dB)	HARMONIC OUTPUT* (-dBc)		
X1 OUTPUT	X2 OUTPUT	X3 OUTPUT	X4 OUTPUT	X3 OUTPUT	X1 OUTPUT	X2 OUTPUT	X4 OUTPUT
2200.0	4400.0	6600.0	8800.0	16.70	7.14	44.35	43.13
2250.0	4500.0	6750.0	9000.0	16.30	6.91	43.15	41.48
2300.0	4600.0	6900.0	9200.0	16.35	6.76	42.57	41.06
2350.0	4700.0	7050.0	9400.0	15.25	7.33	42.63	41.30
2400.0	4800.0	7200.0	9600.0	14.70	7.65	43.11	41.54
2450.0	4900.0	7350.0	9800.0	14.06	8.20	43.00	41.94
2500.0	5000.0	7500.0	10000.0	14.34	7.39	42.83	37.71
2550.0	5100.0	7650.0	10200.0	15.20	6.35	44.21	31.64
2600.0	5200.0	7800.0	10400.0	14.20	7.13	43.60	38.65
2650.0	5300.0	7950.0	10600.0	14.44	6.84	42.48	42.96
2700.0	5400.0	8100.0	10800.0	14.40	6.48	42.17	45.88
2750.0	5500.0	8250.0	11000.0	14.59	6.24	41.75	49.78
2800.0	5600.0	8400.0	11200.0	14.37	6.18	42.05	52.71
2850.0	5700.0	8550.0	11400.0	14.72	5.77	41.30	55.86
2900.0	5800.0	8700.0	11600.0	14.91	5.27	41.51	59.32
2950.0	5900.0	8850.0	11800.0	14.59	5.42	41.72	57.37
3000.0	6000.0	9000.0	12000.0	15.20	4.64	41.59	51.06
3050.0	6100.0	9150.0	12200.0	14.66	4.79	41.06	47.34
3100.0	6200.0	9300.0	12400.0	15.07	4.35	40.47	46.15
3150.0	6300.0	9450.0	12600.0	15.17	4.06	38.83	45.38
3200.0	6400.0	9600.0	12800.0	15.27	3.61	38.33	44.75
3240.0	6480.0	9720.0	12960.0	15.36	3.51	37.46	44.47
3280.0	6560.0	9840.0	13120.0	15.27	3.33	36.95	43.99
3320.0	6640.0	9960.0	13280.0	14.99	3.45	36.58	44.09
3360.0	6720.0	10080.0	13440.0	14.80	3.55	34.93	43.44
3400.0	6800.0	10200.0	13600.0	15.62	2.68	34.55	42.69
3430.0	6860.0	10290.0	13720.0	14.93	3.30	34.20	42.55
3460.0	6920.0	10380.0	13840.0	15.01	2.86	33.28	42.17
3490.0	6980.0	10470.0	13960.0	14.99	3.10	33.62	41.95
3520.0	7040.0	10560.0	14080.0	14.55	3.32	31.97	42.06
3550.0	7100.0	10650.0	14200.0	14.31	3.27	30.99	44.02
3580.0	7160.0	10740.0	14320.0	14.88	2.99	30.48	43.66
3610.0	7220.0	10830.0	14440.0	15.20	2.26	29.26	45.61
3640.0	7280.0	10920.0	14560.0	15.29	2.01	29.37	48.41
3670.0	7340.0	11010.0	14680.0	15.50	2.06	28.88	48.51
3700.0	7400.0	11100.0	14800.0	15.97	1.21	28.77	47.98
3730.0	7460.0	11190.0	14920.0	16.22	0.79	28.29	48.89
3760.0	7520.0	11280.0	15040.0	16.24	0.67	28.49	54.51
3790.0	7580.0	11370.0	15160.0	16.58	0.23	29.47	52.30
3820.0	7640.0	11460.0	15280.0	16.97	-0.17	31.73	51.20
3850.0	7700.0	11550.0	15400.0	16.83	-0.06	45.36	43.93
3880.0	7760.0	11640.0	15520.0	16.74	-0.21	35.23	42.54
3910.0	7820.0	11730.0	15640.0	17.14	-0.30	31.76	40.74
3940.0	7880.0	11820.0	15760.0	17.24	-0.67	29.88	40.26
3970.0	7940.0	11910.0	15880.0	16.82	-0.66	30.16	40.89
4000.0	8000.0	12000.0	16000.0	17.18	-0.61	29.39	40.28

\* Harmonic Output below power level of X3 Output.



P.O. Box 350188, Brooklyn, New York 11235-0000 (718) 934-4500 Fax (718) 332-4851 For detailed performance specs & shopping online see Mini-Circuits web site  
 The Design Engineers Search Engine Provides ACTUAL Data Instantly From MINI-CIRCUITS At: www.minicircuits.com



REV. X2  
 RMK-3-123+  
 7/8/2009  
 Page 1 of 6

# Frequency Multiplier (Tripler)

# RMK-3-123+

## Typical Performance Data

Test Conditions: RF Input Power = 13 dBm @ -40°C

FREQUENCY (MHz)				CONVERSION LOSS (dB)	HARMONIC OUTPUT* (-dBc)		
X1 OUTPUT	X2 OUTPUT	X3 OUTPUT	X4 OUTPUT	X3 OUTPUT	X1 OUTPUT	X2 OUTPUT	X4 OUTPUT
2200.0	4400.0	6600.0	8800.0	16.31	6.76	45.07	41.81
2250.0	4500.0	6750.0	9000.0	15.87	6.68	42.96	39.66
2300.0	4600.0	6900.0	9200.0	15.84	6.42	41.54	39.12
2350.0	4700.0	7050.0	9400.0	15.38	6.80	40.93	39.24
2400.0	4800.0	7200.0	9600.0	14.32	7.38	42.41	39.61
2450.0	4900.0	7350.0	9800.0	13.59	7.80	42.94	39.25
2500.0	5000.0	7500.0	10000.0	13.72	7.25	43.29	36.40
2550.0	5100.0	7650.0	10200.0	14.57	6.07	44.85	30.01
2600.0	5200.0	7800.0	10400.0	13.54	6.95	44.30	36.28
2650.0	5300.0	7950.0	10600.0	13.86	6.71	42.72	40.04
2700.0	5400.0	8100.0	10800.0	13.75	6.47	42.12	42.71
2750.0	5500.0	8250.0	11000.0	14.10	6.09	41.27	47.56
2800.0	5600.0	8400.0	11200.0	13.82	5.95	40.78	52.19
2850.0	5700.0	8550.0	11400.0	14.05	5.64	40.43	58.20
2900.0	5800.0	8700.0	11600.0	14.32	5.02	40.91	62.36
2950.0	5900.0	8850.0	11800.0	13.87	5.31	42.14	59.87
3000.0	6000.0	9000.0	12000.0	14.66	4.31	42.49	59.08
3050.0	6100.0	9150.0	12200.0	13.96	4.59	42.05	50.96
3100.0	6200.0	9300.0	12400.0	14.62	3.96	42.04	48.09
3150.0	6300.0	9450.0	12600.0	14.85	3.66	41.37	45.50
3200.0	6400.0	9600.0	12800.0	15.08	3.00	41.24	44.40
3240.0	6480.0	9720.0	12960.0	14.86	3.35	40.02	44.24
3280.0	6560.0	9840.0	13120.0	14.85	2.91	39.39	43.40
3320.0	6640.0	9960.0	13280.0	14.48	3.18	38.79	43.03
3360.0	6720.0	10080.0	13440.0	14.15	3.52	36.88	42.99
3400.0	6800.0	10200.0	13600.0	15.10	2.45	36.60	41.84
3430.0	6860.0	10290.0	13720.0	14.09	3.17	35.94	41.85
3460.0	6920.0	10380.0	13840.0	14.18	2.92	35.66	41.10
3490.0	6980.0	10470.0	13960.0	14.25	3.18	35.58	40.58
3520.0	7040.0	10560.0	14080.0	13.35	3.69	34.27	40.37
3550.0	7100.0	10650.0	14200.0	13.18	3.60	32.55	40.73
3580.0	7160.0	10740.0	14320.0	13.84	3.25	32.23	40.73
3610.0	7220.0	10830.0	14440.0	14.06	2.53	30.94	40.64
3640.0	7280.0	10920.0	14560.0	14.09	2.49	30.71	41.73
3670.0	7340.0	11010.0	14680.0	14.27	2.56	30.22	40.59
3700.0	7400.0	11100.0	14800.0	14.85	1.28	29.63	39.64
3730.0	7460.0	11190.0	14920.0	14.77	1.45	28.87	41.71
3760.0	7520.0	11280.0	15040.0	14.94	1.39	28.11	45.62
3790.0	7580.0	11370.0	15160.0	15.24	0.58	29.62	55.80
3820.0	7640.0	11460.0	15280.0	15.68	0.44	31.62	57.65
3850.0	7700.0	11550.0	15400.0	15.60	0.28	43.56	44.56
3880.0	7760.0	11640.0	15520.0	15.92	-0.28	35.48	39.82
3910.0	7820.0	11730.0	15640.0	16.46	-0.44	32.58	37.75
3940.0	7880.0	11820.0	15760.0	16.49	-0.96	29.85	36.49
3970.0	7940.0	11910.0	15880.0	15.69	-0.31	29.79	38.90
4000.0	8000.0	12000.0	16000.0	16.52	-0.73	28.57	35.91

\* Harmonic Output below power level of X3 Output.



# Frequency Multiplier (Tripler)

# RMK-3-123+

## Typical Performance Data

Test Conditions: RF Input Power = 13 dBm @ +85°C

FREQUENCY (MHz)				CONVERSION LOSS (dB)	HARMONIC OUTPUT* (-dBc)		
X1 OUTPUT	X2 OUTPUT	X3 OUTPUT	X4 OUTPUT	X3 OUTPUT	X1 OUTPUT	X2 OUTPUT	X4 OUTPUT
2200.0	4400.0	6600.0	8800.0	16.95	7.43	43.93	45.31
2250.0	4500.0	6750.0	9000.0	16.60	7.18	43.78	44.50
2300.0	4600.0	6900.0	9200.0	16.42	7.37	43.53	44.36
2350.0	4700.0	7050.0	9400.0	15.29	7.85	43.55	44.64
2400.0	4800.0	7200.0	9600.0	14.91	8.04	43.30	44.70
2450.0	4900.0	7350.0	9800.0	14.53	8.33	42.87	43.96
2500.0	5000.0	7500.0	10000.0	14.80	7.55	42.70	39.33
2550.0	5100.0	7650.0	10200.0	15.56	6.63	43.82	33.60
2600.0	5200.0	7800.0	10400.0	14.71	7.22	43.60	40.14
2650.0	5300.0	7950.0	10600.0	14.99	6.92	42.52	44.30
2700.0	5400.0	8100.0	10800.0	14.89	6.58	42.23	47.35
2750.0	5500.0	8250.0	11000.0	15.09	6.35	42.15	50.23
2800.0	5600.0	8400.0	11200.0	15.08	6.00	42.03	52.12
2850.0	5700.0	8550.0	11400.0	15.25	5.82	41.38	52.90
2900.0	5800.0	8700.0	11600.0	15.40	5.37	41.18	54.07
2950.0	5900.0	8850.0	11800.0	15.12	5.42	40.86	51.30
3000.0	6000.0	9000.0	12000.0	15.75	4.70	40.44	47.93
3050.0	6100.0	9150.0	12200.0	15.40	4.64	39.71	46.10
3100.0	6200.0	9300.0	12400.0	15.69	4.31	38.68	45.72
3150.0	6300.0	9450.0	12600.0	15.66	4.07	37.17	45.51
3200.0	6400.0	9600.0	12800.0	15.73	3.80	36.92	45.08
3240.0	6480.0	9720.0	12960.0	15.90	3.54	36.02	44.86
3280.0	6560.0	9840.0	13120.0	15.88	3.35	35.44	44.29
3320.0	6640.0	9960.0	13280.0	15.43	3.48	35.10	44.84
3360.0	6720.0	10080.0	13440.0	15.62	3.42	33.70	43.76
3400.0	6800.0	10200.0	13600.0	16.19	2.60	32.73	44.25
3430.0	6860.0	10290.0	13720.0	15.62	3.25	32.35	44.77
3460.0	6920.0	10380.0	13840.0	15.80	2.69	31.34	44.70
3490.0	6980.0	10470.0	13960.0	15.81	2.82	31.63	44.62
3520.0	7040.0	10560.0	14080.0	15.56	2.84	30.36	45.62
3550.0	7100.0	10650.0	14200.0	15.36	2.77	30.02	48.60
3580.0	7160.0	10740.0	14320.0	15.83	2.59	29.49	48.24
3610.0	7220.0	10830.0	14440.0	16.24	1.92	28.56	50.75
3640.0	7280.0	10920.0	14560.0	16.35	1.45	28.60	54.42
3670.0	7340.0	11010.0	14680.0	16.48	1.65	28.35	52.81
3700.0	7400.0	11100.0	14800.0	16.90	0.95	28.31	51.44
3730.0	7460.0	11190.0	14920.0	17.15	0.40	27.95	51.48
3760.0	7520.0	11280.0	15040.0	17.13	0.45	28.58	56.51
3790.0	7580.0	11370.0	15160.0	17.43	0.07	29.26	52.08
3820.0	7640.0	11460.0	15280.0	17.82	-0.45	31.89	53.61
3850.0	7700.0	11550.0	15400.0	17.49	-0.04	48.61	46.25
3880.0	7760.0	11640.0	15520.0	17.26	-0.09	36.60	45.12
3910.0	7820.0	11730.0	15640.0	17.67	-0.30	32.12	43.24
3940.0	7880.0	11820.0	15760.0	17.88	-0.54	30.62	42.64
3970.0	7940.0	11910.0	15880.0	17.47	-0.73	30.70	43.67
4000.0	8000.0	12000.0	16000.0	17.84	-0.74	29.84	42.37

\* Harmonic Output below power level of X3 Output.



P.O. Box 350188, Brooklyn, New York 11235-0000 (718) 934-4500 Fax (718) 332-4851 For detailed performance specs & shopping online see Mini-Circuits web site



Provides ACTUAL Data Instantly From MINI-CIRCUITS At: www.minicircuits.com

RF/MICROWAVE COMPONENTS



REV. X2  
RMK-3-123+  
7/8/2009  
Page 3 of 6

# Frequency Multiplier (Tripler)

# RMK-3-123+

## Typical Performance Data

Test Conditions: RF Input Power = 17 dBm @ +25°C

FREQUENCY (MHz)				CONVERSION LOSS (dB)	HARMONIC OUTPUT* (-dBc)		
X1 OUTPUT	X2 OUTPUT	X3 OUTPUT	X4 OUTPUT	X3 OUTPUT	X1 OUTPUT	X2 OUTPUT	X4 OUTPUT
2200.0	4400.0	6600.0	8800.0	15.93	10.54	45.58	54.35
2250.0	4500.0	6750.0	9000.0	15.24	10.71	45.73	54.12
2300.0	4600.0	6900.0	9200.0	15.33	10.57	45.01	55.80
2350.0	4700.0	7050.0	9400.0	14.52	10.88	44.46	53.89
2400.0	4800.0	7200.0	9600.0	14.52	10.70	44.59	54.05
2450.0	4900.0	7350.0	9800.0	14.55	10.33	43.76	50.59
2500.0	5000.0	7500.0	10000.0	15.12	9.41	42.90	42.64
2550.0	5100.0	7650.0	10200.0	16.20	8.21	42.69	34.20
2600.0	5200.0	7800.0	10400.0	14.88	9.26	44.70	42.05
2650.0	5300.0	7950.0	10600.0	15.08	9.01	43.83	46.90
2700.0	5400.0	8100.0	10800.0	14.96	9.06	43.63	49.75
2750.0	5500.0	8250.0	11000.0	15.14	8.58	43.02	53.16
2800.0	5600.0	8400.0	11200.0	15.12	8.16	42.39	54.36
2850.0	5700.0	8550.0	11400.0	15.20	7.95	41.43	53.83
2900.0	5800.0	8700.0	11600.0	15.37	7.37	40.42	54.48
2950.0	5900.0	8850.0	11800.0	15.27	7.37	39.72	52.88
3000.0	6000.0	9000.0	12000.0	15.46	7.18	38.01	52.31
3050.0	6100.0	9150.0	12200.0	15.48	6.73	36.58	51.84
3100.0	6200.0	9300.0	12400.0	15.82	6.39	34.58	53.51
3150.0	6300.0	9450.0	12600.0	16.25	5.62	33.30	52.24
3200.0	6400.0	9600.0	12800.0	15.86	5.70	32.83	52.50
3240.0	6480.0	9720.0	12960.0	15.82	5.61	32.49	50.76
3280.0	6560.0	9840.0	13120.0	15.36	5.67	31.83	52.53
3320.0	6640.0	9960.0	13280.0	15.50	5.10	30.75	52.52
3360.0	6720.0	10080.0	13440.0	15.15	5.51	30.33	52.40
3400.0	6800.0	10200.0	13600.0	15.58	5.36	30.37	50.37
3430.0	6860.0	10290.0	13720.0	15.41	5.40	30.32	49.17
3460.0	6920.0	10380.0	13840.0	15.44	4.86	29.91	48.76
3490.0	6980.0	10470.0	13960.0	15.20	5.40	30.06	48.44
3520.0	7040.0	10560.0	14080.0	15.21	4.94	29.35	46.01
3550.0	7100.0	10650.0	14200.0	15.09	4.63	29.52	45.06
3580.0	7160.0	10740.0	14320.0	15.63	4.60	29.38	43.76
3610.0	7220.0	10830.0	14440.0	16.12	3.76	28.99	43.18
3640.0	7280.0	10920.0	14560.0	16.44	3.27	29.45	41.96
3670.0	7340.0	11010.0	14680.0	16.80	3.13	29.05	42.33
3700.0	7400.0	11100.0	14800.0	17.15	2.63	29.35	41.79
3730.0	7460.0	11190.0	14920.0	17.06	2.56	28.92	42.04
3760.0	7520.0	11280.0	15040.0	17.42	2.43	29.12	40.79
3790.0	7580.0	11370.0	15160.0	17.51	1.79	28.75	39.52
3820.0	7640.0	11460.0	15280.0	17.66	1.55	28.86	38.33
3850.0	7700.0	11550.0	15400.0	17.70	1.55	38.36	38.28
3880.0	7760.0	11640.0	15520.0	18.00	0.80	35.24	39.31
3910.0	7820.0	11730.0	15640.0	18.15	1.10	32.98	40.49
3940.0	7880.0	11820.0	15760.0	17.94	1.04	32.21	41.29
3970.0	7940.0	11910.0	15880.0	17.90	0.60	32.20	41.48
4000.0	8000.0	12000.0	16000.0	18.20	0.73	31.21	42.65

\* Harmonic Output below power level of X3 Output.



P.O. Box 350188, Brooklyn, New York 11235-0000 (718) 934-4500 Fax (718) 332-4851 For detailed performance specs & shopping online see Mini-Circuits web site



Provides ACTUAL Data Instantly From MINI-CIRCUITS At: www.minicircuits.com

RF/MICROWAVE COMPONENTS



REV. X2  
RMK-3-123+  
7/8/2009  
Page 4 of 6

# Frequency Multiplier (Tripler)

# RMK-3-123+

## Typical Performance Data

Test Conditions: RF Input Power = 17 dBm @ -40°C

FREQUENCY (MHz)				CONVERSION LOSS (dB)	HARMONIC OUTPUT* (-dBc)		
X1 OUTPUT	X2 OUTPUT	X3 OUTPUT	X4 OUTPUT	X3 OUTPUT	X1 OUTPUT	X2 OUTPUT	X4 OUTPUT
2200.0	4400.0	6600.0	8800.0	14.85	10.93	46.11	53.43
2250.0	4500.0	6750.0	9000.0	14.02	11.40	45.73	49.64
2300.0	4600.0	6900.0	9200.0	14.24	10.92	44.79	54.98
2350.0	4700.0	7050.0	9400.0	13.72	11.17	43.74	53.14
2400.0	4800.0	7200.0	9600.0	13.29	11.28	44.45	54.75
2450.0	4900.0	7350.0	9800.0	13.25	10.97	44.18	51.08
2500.0	5000.0	7500.0	10000.0	13.82	9.97	43.48	43.41
2550.0	5100.0	7650.0	10200.0	15.29	8.37	41.99	33.09
2600.0	5200.0	7800.0	10400.0	13.70	9.68	45.07	41.29
2650.0	5300.0	7950.0	10600.0	13.77	9.49	44.32	46.64
2700.0	5400.0	8100.0	10800.0	13.78	9.64	44.06	50.01
2750.0	5500.0	8250.0	11000.0	14.00	8.92	43.40	55.30
2800.0	5600.0	8400.0	11200.0	13.81	8.82	42.69	59.58
2850.0	5700.0	8550.0	11400.0	13.95	8.48	41.99	61.60
2900.0	5800.0	8700.0	11600.0	14.15	7.97	41.34	61.38
2950.0	5900.0	8850.0	11800.0	14.14	7.84	40.93	61.34
3000.0	6000.0	9000.0	12000.0	14.54	7.35	38.88	57.59
3050.0	6100.0	9150.0	12200.0	14.72	6.84	36.86	53.57
3100.0	6200.0	9300.0	12400.0	15.09	6.25	34.95	50.43
3150.0	6300.0	9450.0	12600.0	15.43	5.80	34.28	47.00
3200.0	6400.0	9600.0	12800.0	15.15	5.79	33.38	46.68
3240.0	6480.0	9720.0	12960.0	14.69	6.16	33.34	45.88
3280.0	6560.0	9840.0	13120.0	14.35	5.90	32.40	47.80
3320.0	6640.0	9960.0	13280.0	14.27	5.63	31.48	47.45
3360.0	6720.0	10080.0	13440.0	14.07	5.99	30.57	50.04
3400.0	6800.0	10200.0	13600.0	14.34	6.00	30.77	50.14
3430.0	6860.0	10290.0	13720.0	14.00	6.16	30.88	50.66
3460.0	6920.0	10380.0	13840.0	13.97	5.74	31.03	50.59
3490.0	6980.0	10470.0	13960.0	13.67	6.28	31.01	50.64
3520.0	7040.0	10560.0	14080.0	13.60	5.79	29.73	47.58
3550.0	7100.0	10650.0	14200.0	13.58	5.57	29.66	45.42
3580.0	7160.0	10740.0	14320.0	14.22	5.44	29.37	43.79
3610.0	7220.0	10830.0	14440.0	14.65	4.48	28.90	43.00
3640.0	7280.0	10920.0	14560.0	14.86	4.29	29.57	41.92
3670.0	7340.0	11010.0	14680.0	15.03	4.36	29.42	41.92
3700.0	7400.0	11100.0	14800.0	15.41	3.62	29.58	41.08
3730.0	7460.0	11190.0	14920.0	15.44	3.54	29.20	41.22
3760.0	7520.0	11280.0	15040.0	15.77	3.31	29.15	39.88
3790.0	7580.0	11370.0	15160.0	16.02	2.52	29.45	38.60
3820.0	7640.0	11460.0	15280.0	16.26	2.19	28.26	37.09
3850.0	7700.0	11550.0	15400.0	16.62	1.92	35.20	36.96
3880.0	7760.0	11640.0	15520.0	17.08	1.40	34.52	36.89
3910.0	7820.0	11730.0	15640.0	17.30	1.48	32.56	38.77
3940.0	7880.0	11820.0	15760.0	17.13	1.12	31.44	38.52
3970.0	7940.0	11910.0	15880.0	16.97	0.99	31.57	39.38
4000.0	8000.0	12000.0	16000.0	17.23	1.13	30.89	39.85

\* Harmonic Output below power level of X3 Output.



P.O. Box 350188, Brooklyn, New York 11235-0000 (718) 934-4500 Fax (718) 332-4851 For detailed performance specs & shopping online see Mini-Circuits web site  
 The Design Engineers Search Engine Provides ACTUAL Data Instantly From MINI-CIRCUITS At: www.minicircuits.com



REV. X2  
 RMK-3-123+  
 7/8/2009  
 Page 5 of 6

# Frequency Multiplier (Tripler)

# RMK-3-123+

## Typical Performance Data

Test Conditions: RF Input Power = 17 dBm @ +85°C

FREQUENCY (MHz)				CONVERSION LOSS (dB)	HARMONIC OUTPUT* (-dBc)		
X1 OUTPUT	X2 OUTPUT	X3 OUTPUT	X4 OUTPUT	X3 OUTPUT	X1 OUTPUT	X2 OUTPUT	X4 OUTPUT
2200.0	4400.0	6600.0	8800.0	16.86	10.19	45.43	49.01
2250.0	4500.0	6750.0	9000.0	16.19	10.40	46.07	49.64
2300.0	4600.0	6900.0	9200.0	15.97	10.66	45.60	51.50
2350.0	4700.0	7050.0	9400.0	15.14	10.88	45.15	52.22
2400.0	4800.0	7200.0	9600.0	15.39	10.45	44.65	53.24
2450.0	4900.0	7350.0	9800.0	15.55	9.93	43.40	51.74
2500.0	5000.0	7500.0	10000.0	16.05	9.20	42.79	44.08
2550.0	5100.0	7650.0	10200.0	16.99	8.16	42.48	35.30
2600.0	5200.0	7800.0	10400.0	15.97	8.71	44.34	42.30
2650.0	5300.0	7950.0	10600.0	16.00	8.81	43.47	46.48
2700.0	5400.0	8100.0	10800.0	15.84	8.53	43.10	48.30
2750.0	5500.0	8250.0	11000.0	16.08	8.11	42.85	49.79
2800.0	5600.0	8400.0	11200.0	16.21	7.84	42.07	51.31
2850.0	5700.0	8550.0	11400.0	16.17	7.57	40.66	50.20
2900.0	5800.0	8700.0	11600.0	16.31	6.98	39.29	51.17
2950.0	5900.0	8850.0	11800.0	16.15	7.03	38.38	51.27
3000.0	6000.0	9000.0	12000.0	16.40	6.65	36.94	50.75
3050.0	6100.0	9150.0	12200.0	16.55	6.15	35.55	52.70
3100.0	6200.0	9300.0	12400.0	16.75	5.75	33.58	58.11
3150.0	6300.0	9450.0	12600.0	16.99	5.40	32.51	58.99
3200.0	6400.0	9600.0	12800.0	16.53	5.32	32.27	57.60
3240.0	6480.0	9720.0	12960.0	16.87	4.99	31.66	55.36
3280.0	6560.0	9840.0	13120.0	16.37	5.49	31.47	54.67
3320.0	6640.0	9960.0	13280.0	16.65	4.90	30.67	52.60
3360.0	6720.0	10080.0	13440.0	16.23	5.17	30.31	51.59
3400.0	6800.0	10200.0	13600.0	16.58	4.84	29.80	48.94
3430.0	6860.0	10290.0	13720.0	16.56	4.58	29.51	47.28
3460.0	6920.0	10380.0	13840.0	16.71	4.07	28.95	46.64
3490.0	6980.0	10470.0	13960.0	16.67	4.40	29.22	46.54
3520.0	7040.0	10560.0	14080.0	16.83	3.95	28.51	44.80
3550.0	7100.0	10650.0	14200.0	16.63	3.45	28.97	44.01
3580.0	7160.0	10740.0	14320.0	16.99	3.86	29.07	43.55
3610.0	7220.0	10830.0	14440.0	17.42	3.24	28.75	43.09
3640.0	7280.0	10920.0	14560.0	17.49	2.49	29.15	43.20
3670.0	7340.0	11010.0	14680.0	17.93	2.50	28.71	44.72
3700.0	7400.0	11100.0	14800.0	18.13	1.48	28.58	45.14
3730.0	7460.0	11190.0	14920.0	18.26	1.41	28.12	45.10
3760.0	7520.0	11280.0	15040.0	18.41	1.24	28.39	43.85
3790.0	7580.0	11370.0	15160.0	18.54	1.34	27.89	42.06
3820.0	7640.0	11460.0	15280.0	18.73	1.07	28.60	40.84
3850.0	7700.0	11550.0	15400.0	18.68	1.24	38.48	39.89
3880.0	7760.0	11640.0	15520.0	18.76	0.65	37.53	41.78
3910.0	7820.0	11730.0	15640.0	18.96	0.61	33.81	42.70
3940.0	7880.0	11820.0	15760.0	19.01	0.22	32.36	43.69
3970.0	7940.0	11910.0	15880.0	18.83	0.19	32.26	43.75
4000.0	8000.0	12000.0	16000.0	19.08	0.37	31.01	44.25

\* Harmonic Output below power level of X3 Output.



P.O. Box 350188, Brooklyn, New York 11235-0000 (718) 934-4500 Fax (718) 332-4851 For detailed performance specs & shopping online see Mini-Circuits web site



Provides ACTUAL Data Instantly From MINI-CIRCUITS At: www.minicircuits.com

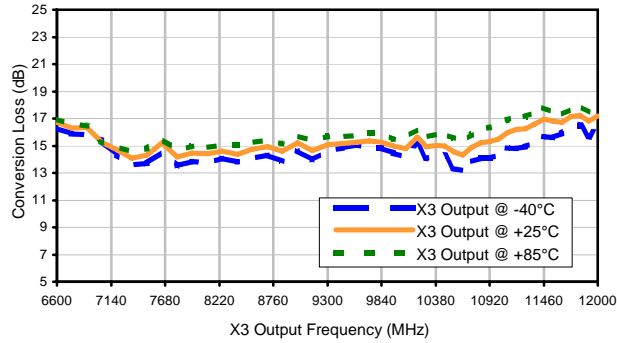
RF/MICROWAVE COMPONENTS



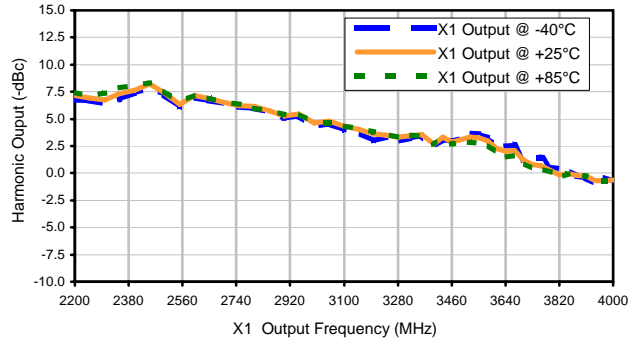
REV. X2  
RMK-3-123+  
7/8/2009  
Page 6 of 6

## Typical Performance Curves

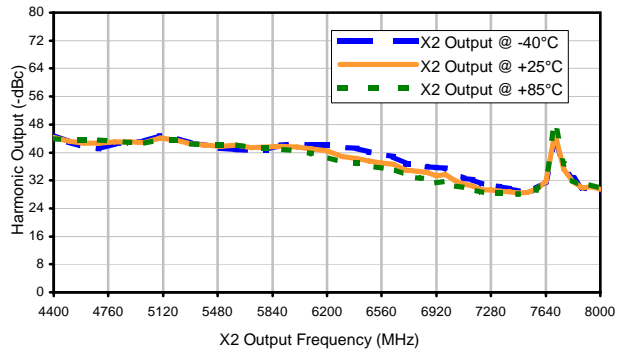
Conversion Loss X3 Output @ RF IN=13dBm



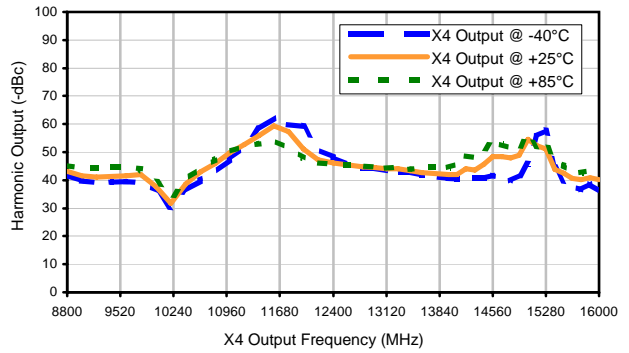
Harmonic X1 Output @ RF IN=13dBm



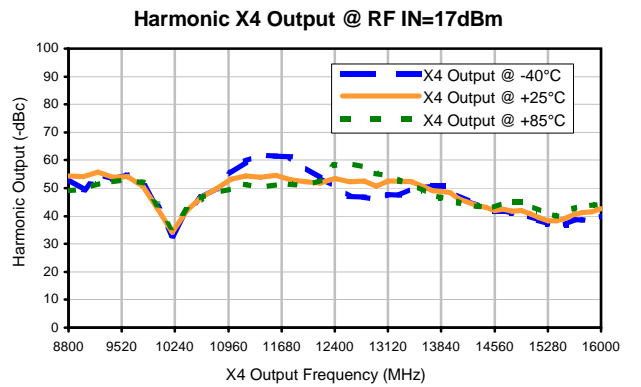
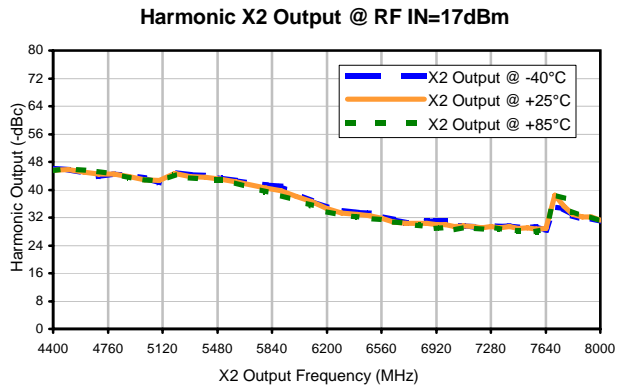
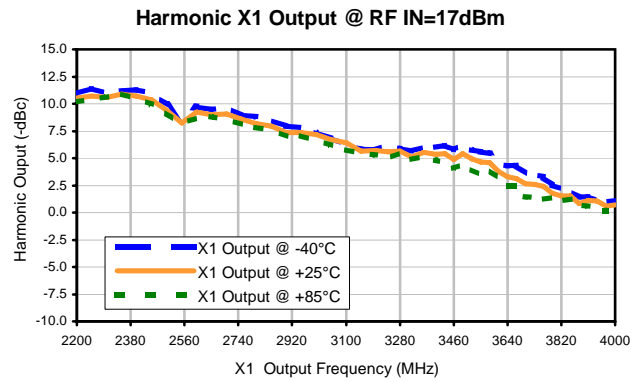
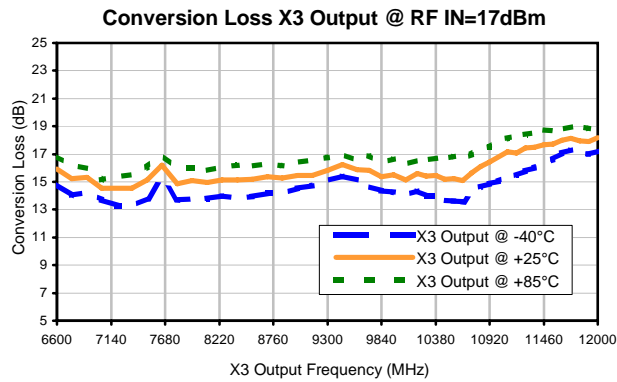
Harmonic X2 Output @ RF IN=13dBm



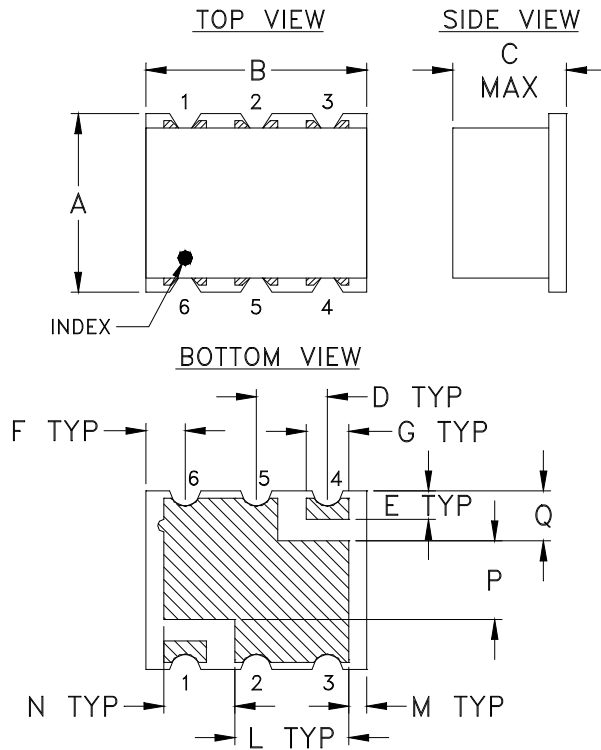
Harmonic X4 Output @ RF IN=13dBm



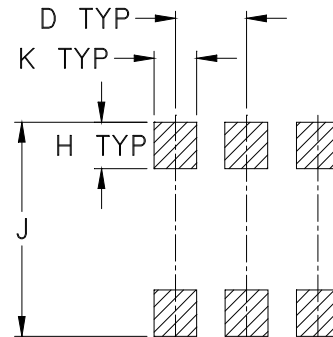
## Typical Performance Curves



### Outline Dimensions



### PCB Land Pattern



Suggested Layout,  
Tolerance to be within  $\pm .002$

CASE #	A	B	C	D	E	F	G	H	J	K	L
TT1224	.25 (6.35)	.31 (7.87)	.16 (4.06)	.100 (2.54)	.040 (1.02)	.055 (1.40)	.060 (1.52)	.065 (1.65)	.300 (7.62)	.060 (1.52)	.160 (4.06)

CASE #	M	N	P	Q	WT. GRAM
TT1224	.025 (.64)	.100 (2.54)	.110 (2.79)	.070 (1.78)	.16

Dimensions are in inches (mm). Tolerances: 2Pl.  $\pm .01$ ; 3 Pl.  $\pm .005$

#### Notes:

1. Case material: Plastic.
2. Termination: 2-10  $\mu$  inch (.05-.25 microns) Gold over 100-300  $\mu$  inch (2.54-7.62 microns) Nickel plate



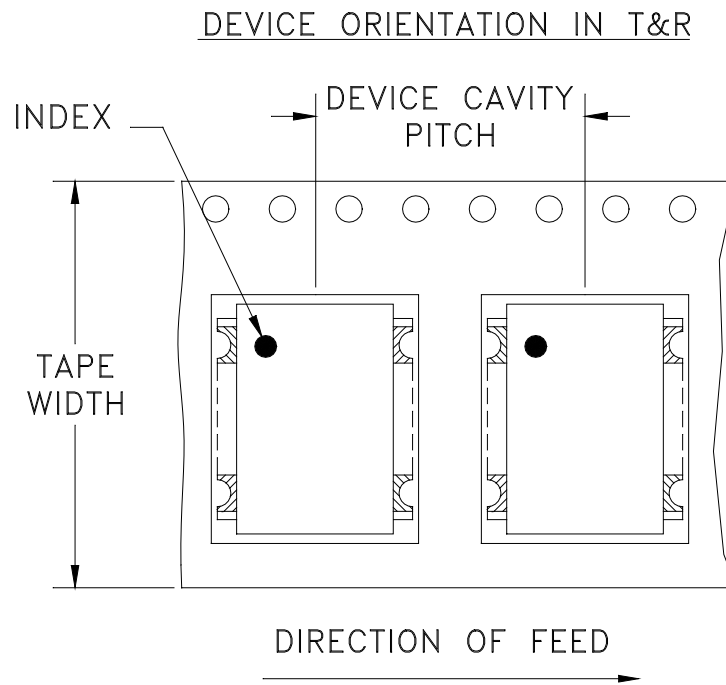
P.O. Box 350166, Brooklyn, New York 11235-0003 (718) 934-4500 Fax (718) 332-4661 For detailed performance specs & shopping online see Mini-Circuits web site



The Design Engineers Search Engine Provides ACTUAL Data Instantly From MINI-CIRCUITS At: [www.minicircuits.com](http://www.minicircuits.com)

RF/IF MICROWAVE COMPONENTS

# Tape & Reel Packaging TR-F2



Tape Width, mm	Device Cavity Pitch, mm	Reel Size, inches	Devices per Reel See note
16	12	7	10
			20
			50
			100
			200
		13	500
			1000

Mini-Circuits carrier tape materials provide protection from ESD (Electro-Static Discharge) during handling and transportation. Tapes are static dissipative and comply with industry standards EIA-481/EIA-541.

Go to: [www.minicircuits.com/pages/pdfs/tape.pdf](http://www.minicircuits.com/pages/pdfs/tape.pdf)



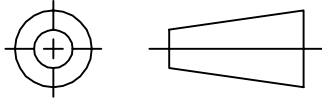
INTERNET <http://www.minicircuits.com>

P.O. Box 350166, Brooklyn, New York 11235-0003 (718) 934-4500 Fax (718) 332-4661

Distribution Centers NORTH AMERICA 800-654-7949 • 417-335-5935 • Fax 417-335-5945 • EUROPE 44-1252-832600 • Fax 44-1252-837010

Mini-Circuits ISO 9001 & ISO 14001 Certified

THIRD ANGLE PROJECTION

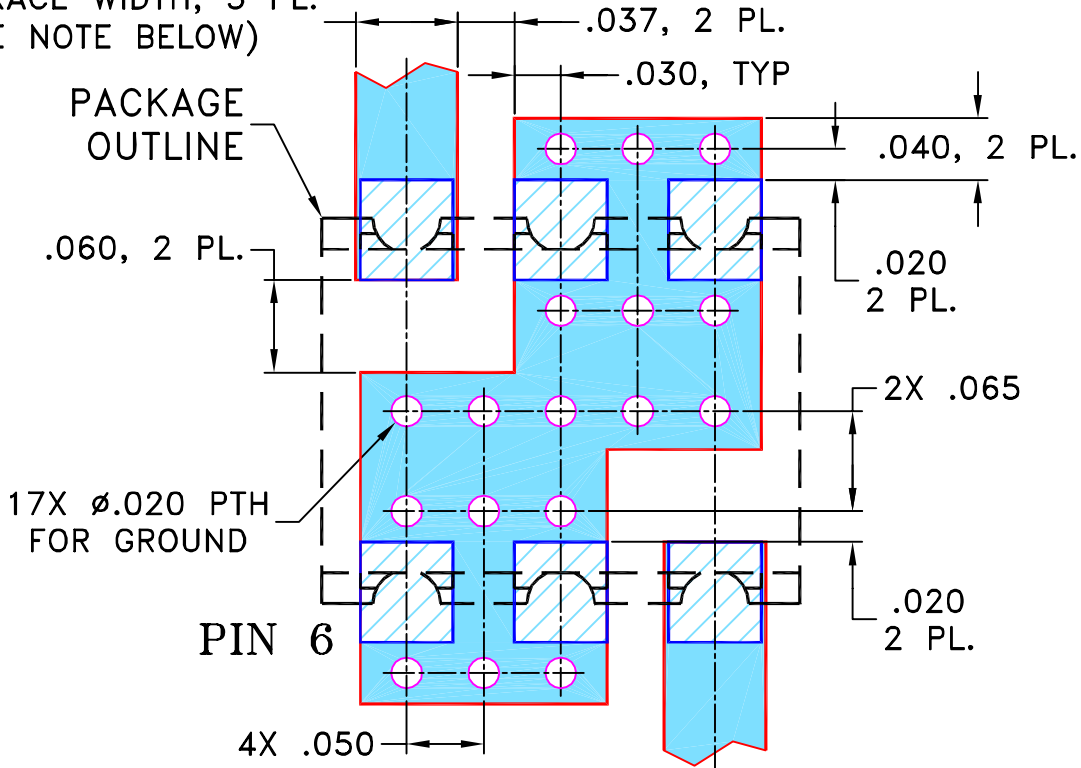


REVISIONS

REV	ECN No.	DESCRIPTION	DATE	DR	AUTH
OR	M108897	NEW RELEASE	01/04/07	AV	DJ

**SUGGESTED MOUNTING CONFIGURATION  
FOR TT1224 CASE STYLE "rv" PIN CONNECTION**

.066 TRACE WIDTH, 3 PL.  
(SEE NOTE BELOW)



- NOTES: 1. TRACE WIDTH IS SHOWN FOR ROGERS R04350B WITH DIELECTRIC THICKNESS .030" ± .002"; COPPER: 1/2 OZ. EACH SIDE. FOR OTHER MATERIALS TRACE WIDTH MAY NEED TO BE MODIFIED.  
2. BOTTOM SIDE OF THE PCB IS CONTINUOUS GROUND PLANE.



DENOTES PCB COPPER LAYOUT WITH SMOBC  
(SOLDER MASK OVER BARE COPPER)



DENOTES COPPER LAND PATTERN FREE OF SOLDER MASK

UNLESS OTHERWISE SPECIFIED

INITIALS

DATE

DIMENSIONS ARE IN INCHES

DRAWN

AV

12/14/06

TOLERANCES ON:

CHECKED

IL

01/04/07

2 PL DECIMALS ± .005

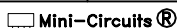
APPROVED

DJ

01/04/07

ANGLES ±

FRACTIONS ±



THIS DOCUMENT AND ITS CONTENTS ARE THE PROPERTY OF MINI-CIRCUITS. EXCEPT FOR USE EXPRESSLY GRANTED, IN WRITING, TO ITS VENDORS, VENDEE AND THE UNITED STATES GOVERNMENT, MINI-CIRCUITS RESERVES ALL PROPRIETARY DESIGN, USE, MANUFACTURING AND REPRODUCTION RIGHTS THERETO. THESE CONTENTS SHALL NOT BE USED, DUPLICATED OR DISCLOSED TO ANY OUTSIDE PARTY, IN WHOLE OR IN PART, WITHOUT WRITTEN PERMISSION OF MINI-CIRCUITS.

ASHEETA1.DWG REV:A DATE:01/12/95



Mini-Circuits®

13 Neptune Avenue  
Brooklyn NY 11235

PL, rv, TT1224, RMK-3-662+, TB-393

SIZE  
A

CODE IDENT  
15542

DRAWING NO:  
98-PL-258

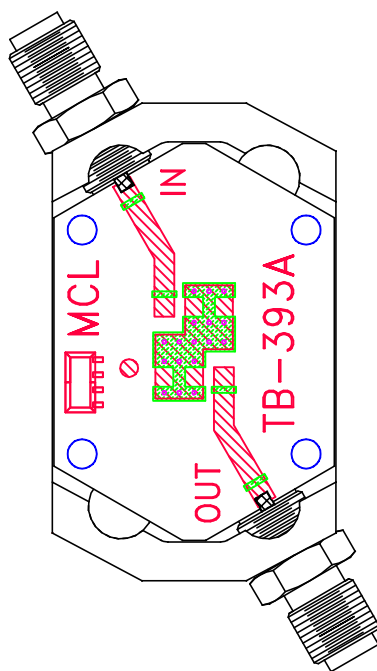
REV:  
OR

FILE: 98PL258

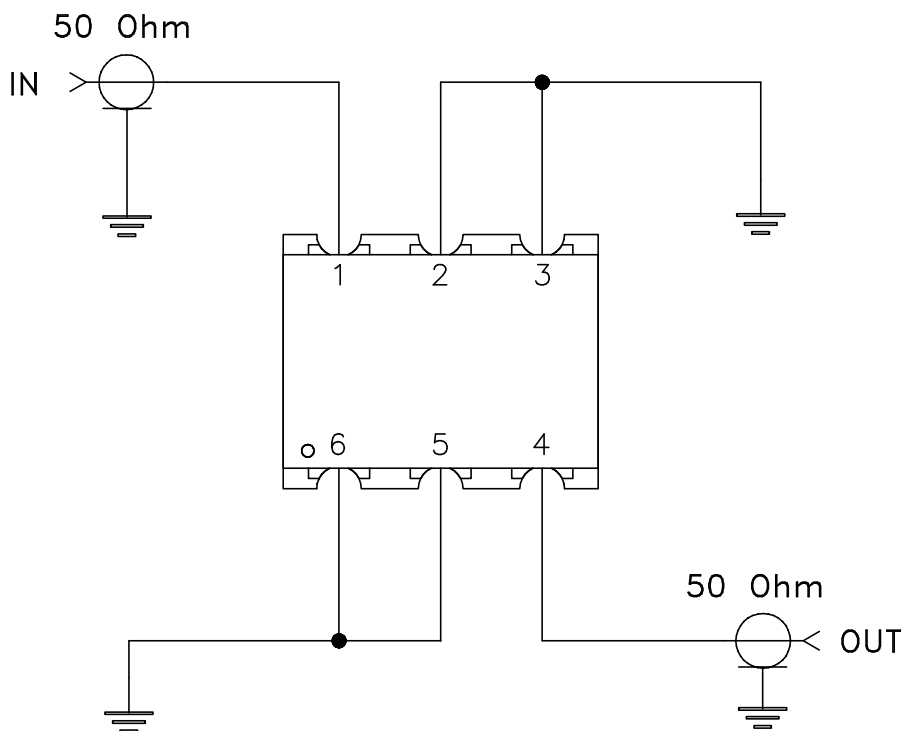
SCALE: 8:1

SHEET: 1 OF 1

# Evaluation Board and Circuit




TB-393



Schematic Diagram

## Notes:

1. SMA Female connectors.
2. PCB Material: Rogers R04350 or equivalent, Dielectric Constant=3.5, Thickness=.030 inch.

 Mini-Circuits®



All Mini-Circuits products are manufactured under exacting quality assurance and control standards, and are capable of meeting published specifications after being subjected to any or all of the following physical and environmental test.

Specification	Test/Inspection Condition	Reference/Spec
Operating Temperature	-40° to 85°C Ambient Environment	Individual Model Data Sheet
Storage Temperature	-55° to 100° C Ambient Environment	Individual Model Data Sheet
Humidity	90 to 95% RH, 240 hours, 50°C	MIL-STD-202, Method 103, Condition A, Except 50°C and end-point electrical test done within 12 hours
Thermal Shock	-55° to 100°C, 100 cycles	MIL-STD-202, Method 107, Condition A-3, except +100°C
Solder Reflow Heat	Sn-Pb Eutetic Process: 225°C peak Pb-Free Process 245° - 250°C peak	J-STD-020, Table 4-1, 4-2 and 5-2, Figure 5-1
Solderability	10X Magnification	J-STD-002, 95% Coverage
Vibration (High Frequency)	20g peak, 10-2000 Hz, 12 times in each of three perpendicular directions (total 36)	MIL-STD-202, Method 204, Condition D
Mechanical Shock	50g, 11 ms, 1/2-sine, 18 shocks: 3 each direction, each of 3 axes	MIL-STD-202, Method 213, Condition A
Marking Resistance to Solvents	Isopropyl alcohol + mineral spirits at 25°C; terpene defluxer at 25°C; distilled water + proylene glycol monomethyl ether + monoethanolamine at 63°C to 70°C	MIL-STD-202, Method 215