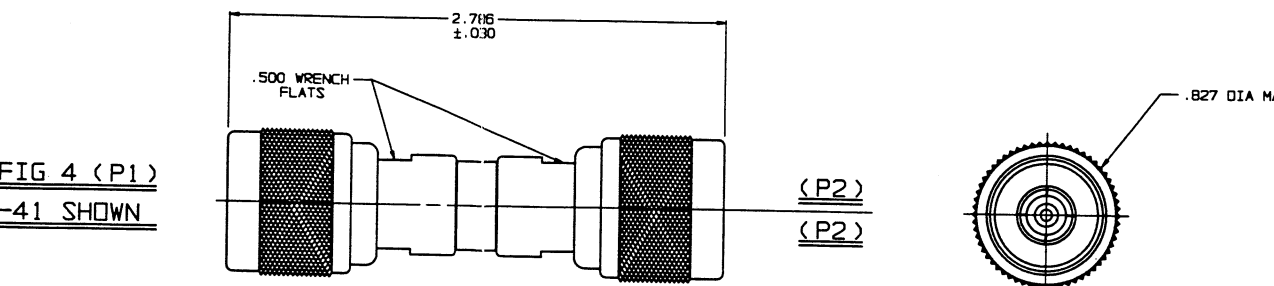
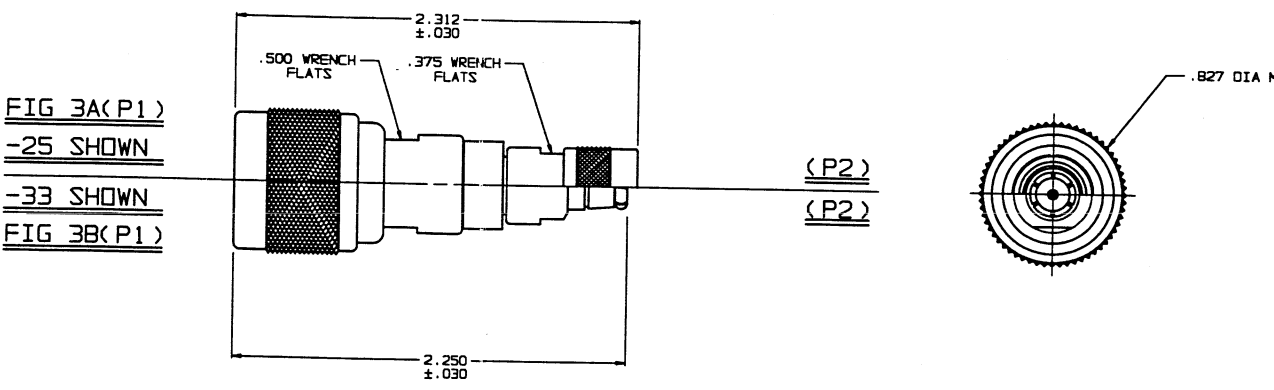
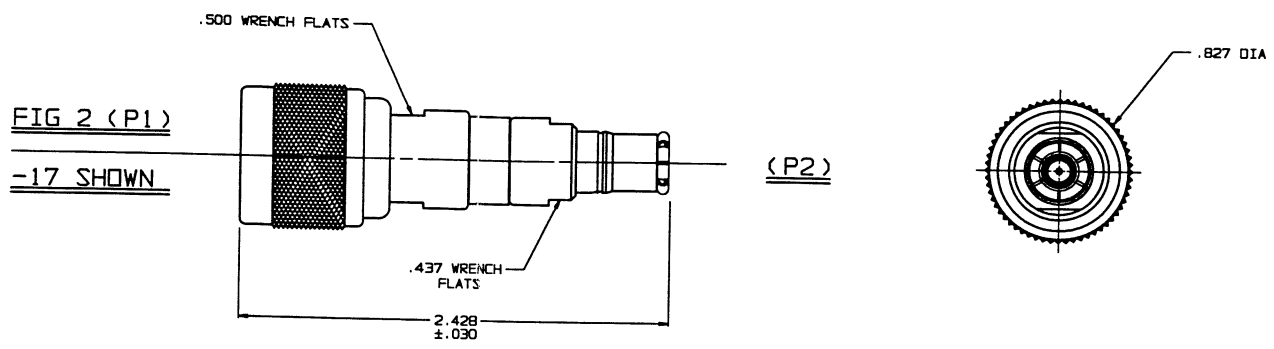
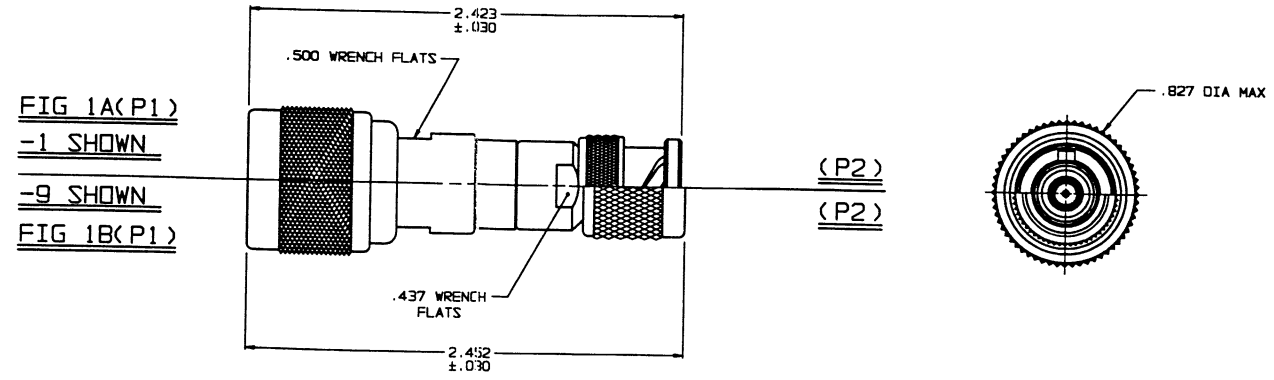
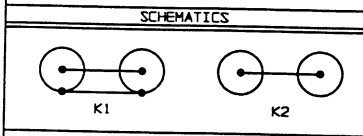


P2 CONN TYPE	FIG NO	P1 CONN TYPE			
		PL95		UPL95	
		SCHEMATIC			
		K1	K2	K1	K2
		DASH NO			
PL20	1A	-1	-2	-3	-4
UPL20	1A	-5	-6	-7	-8
PL40	1B	-9	-10	-11	-12
UPL40	1B	-13	-14	-15	-16
PL123	2	-17	-18	-19	-20
UPL123	2	-21	-22	-23	-24
PL50	3A	-25	-26	-27	-28
PL50FL	3A	-29	-30	-31	-32
PL53	3B	-33	-34	-35	-36
PL350	3A	-37	-38	-39	-40
PL95	4	-41	-42		
UPL95	4			-43	-44

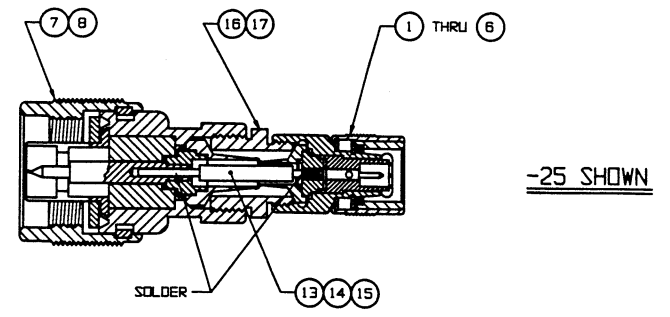
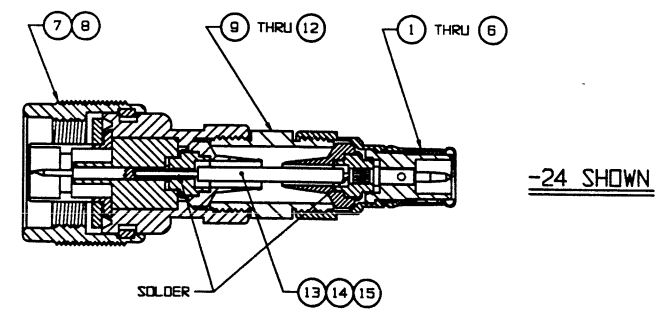
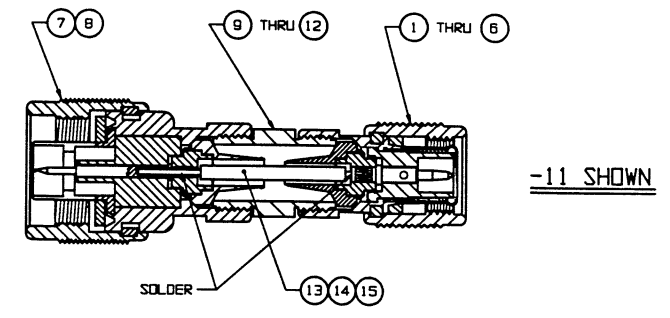
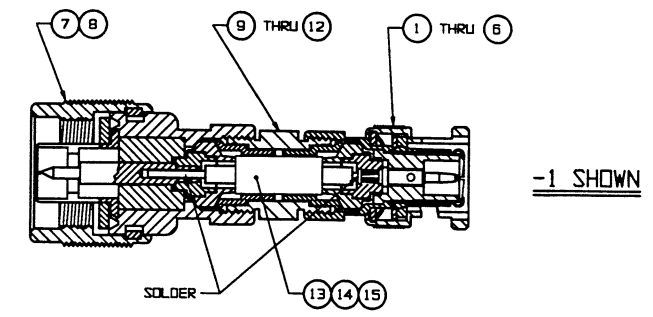
INCH	MM
.005	0.13
.030	0.76
.375	9.53
.437	11.10
.500	12.70
.827	21.01
2.250	57.15
2.312	58.72
2.423	61.54
2.428	61.67
2.452	62.28
2.786	70.78



- EXAMPLE OF COMPLETE MODEL NO:  
AD - PL95 - K1 - PL20  
ADAPTER (P1) CONN TYPE (P2) CONN TYPE SCHEMATIC
- EXAMPLE OF COMPLETE PART NO:  
12-04-1  
BASIC PART NO DASH NO
- MALE 50/75 OHM "N" SERIES PLUGS TO 50/75 OHM MALE BNC/TNC PUSH-ON PLUGS/50 OHM MALE TPS/TCM PUSH-ON PLUGS
- FINISH: TFS-1A (NICKEL)
- ALL DIMENSIONS ARE IN INCHES

QTY	DESCRIPTION	PART NUMBER	ITEM
TOL UNLESS SPECIFIED :100 ± :1000 ±.005 :10000 ±	TROMPETER ELECTRONICS, INC.	ADAPTER, MALE "N" SERIES TO MALE BNC/TNC/TPS/TCM SERIES	
DWN DKC 8-13-93	MATERIAL	CODE IDENT	DRAWING NO.
CHK EM 7-23-93		14949	12-04
ENGR			REV B
APPR FR 9/23/93	SCALE 2/1	DATE 11-19-85	SHEET 1 OF 2

DASH NO	ITEMS REQUIRED
-1	1, 7, 9, 13
-2	1, 7, 12, 15
-3	1, 8, 11, 15
-4	1, 8, 12, 15
-5	2, 7, 11, 15
-6	2, 7, 12, 15
-7	2, 8, 10, 14
-8	2, 8, 12, 15
-9	3, 7, 9, 13
-10	3, 7, 12, 15
-11	3, 8, 11, 15
-12	3, 8, 12, 15
-13	4, 7, 11, 15
-14	4, 7, 12, 15
-15	4, 8, 10, 14
-16	4, 8, 11, 15
-17	5, 7, 9, 13
-18	5, 7, 12, 15
-19	5, 8, 11, 15
-20	5, 8, 12, 15
-21	6, 7, 11, 15
-22	6, 7, 12, 15
-23	6, 8, 11, 14
-24	6, 8, 12, 15
-25	7, 15, 17, 18
-26	7, 15, 16, 18
-27	8, 15, 17, 18
-28	8, 15, 16, 18
-29	7, 15, 17, 19
-30	7, 15, 16, 19
-31	8, 15, 17, 19
-32	8, 15, 16, 19
-33	7, 15, 17, 20
-34	7, 15, 16, 20
-35	8, 15, 17, 20
-36	8, 15, 16, 20
-37	7, 15, 17, 21
-38	7, 15, 16, 21
-39	8, 15, 17, 21
-40	8, 15, 16, 21
-41	7, 9, 13
-42	7, 12, 15
-43	8, 11, 14
-44	8, 12, 15



2 FOR -1 THRU -40, 1 EA;  
FOR -41 THRU -44, 2 EA AS APPLICABLE

1 RETURN CLAMP NUT TO STOCK

QTY	DESCRIPTION	PART NUMBER	ITEM
1	PL350-1	1-0459-1	21
1	PL53-1	1-0449-1	20
1	PL50FL-1	1-0018-1	19
1	PL50-1	1-0016-1	18
1	ADAPTER (BRASS)	805-0912-2	17
1	ADAPTER (DELFIN)	805-0912-1	16
A/R	BUSS WIRE, INSULATED	24 AWG	15
1	CABLE	805-0887-2	14
1	CABLE	805-0887-1	13
1	ADAPTER	8-0127-3	12
1	ADAPTER	8-0127-1	11
1	ADAPTER ASSY	805-0680-2	10
1	ADAPTER ASSY	805-0680-1	9
2	UPL95-2	1-0370-U2	8
2	PL95-1	1-0370-1	7
1	UPL123-2	1-0390-U2	6
1	PL123-1	1-0390-1	5
1	UPL40-2	1-0014-U2	4
1	PL40-1	1-0014-1	3
1	UPL20-2	1-0369-U2	2
1	PL20-1	1-0369-1	1

TOL UNLESS SPECIFIED .XX ± .XXX ± .XXXX ± ANGLES ±	<b>TROMPETER ELECTRONICS, INC.</b>	ADAPTER; MALE "N" SERIES TO MALE BNC/ TNC/TPS/TCM/N SERIES
DWN DKK 8-13-93	MATERIAL	CODE IDENT
CHK BMM 9-23-93	14949	DRAWING NO. 12-04
ENGR		REV B
APPR F2 9/7/93	SCALE 2/1	DATE 11-19-95 SHEET 2