

# BaseLINE35™ Coaxial Cables

1538-8389-2043, -2044

V2.00

## Features

- Low Loss, High Power Handling
- Ultra-low Intermodulation
- Stable Loss and Phase When Flexed
- Triple Shielded
- Durable, Rugged, Reliable
- Operates in Any Environment
- DIN 7-16 or Type N Connectors
- Cost Effective Value

## Description

**BaseLINE35™** series coaxial cables are premium performance RF and microwave interconnection cables. They are optimized for low loss, high power operation, electrical stability, low intermodulation, ruggedness and flexibility in any environment.

## Applications

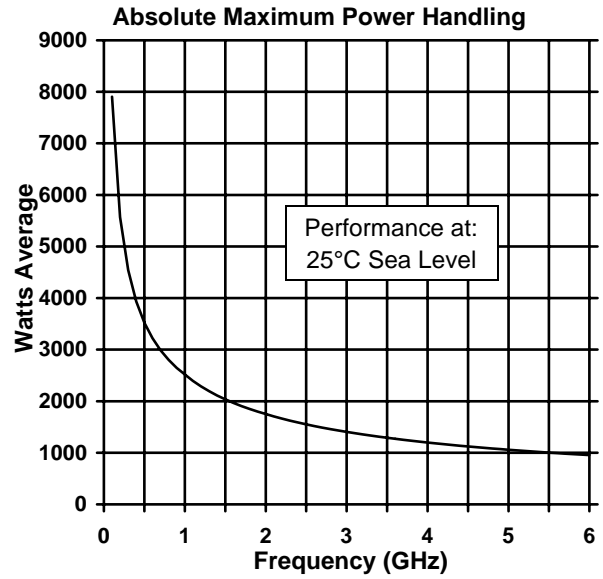
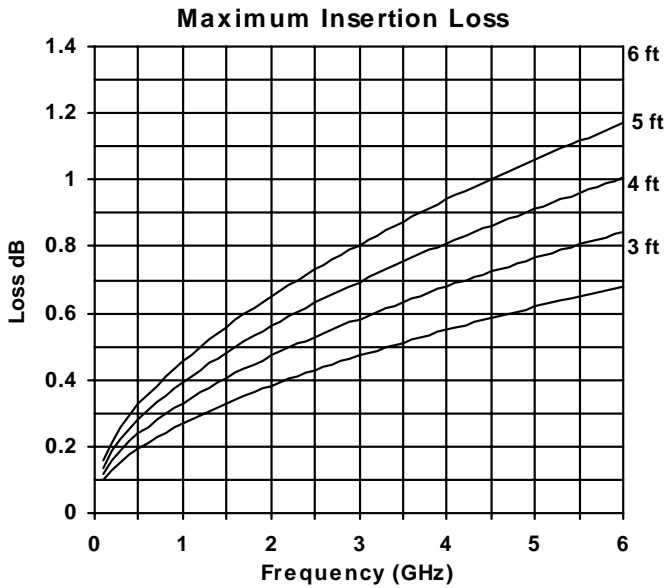
**BaseLINE35™** cables are ideal for wireless network base station applications in equipment shelters, between shelter and tower, or at the tower top.



## Specifications

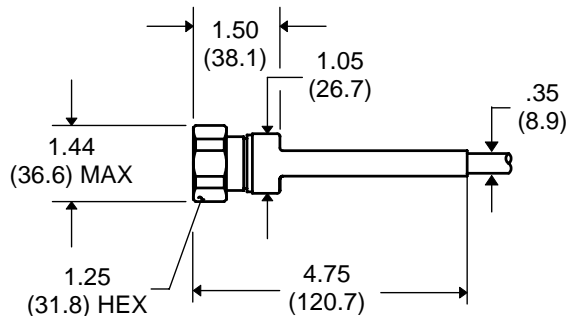
Specifications	1538-8389-2043				1538-8389-2044			
	-3	-4	-5	-6	-3	-4	-5	-6
Length, ft, (m) ± 0.5in (1.0cm)	3ft (0.9m)	4 ft (1.2m)	5 ft (1.5m)	6 ft (1.8m)	3ft (0.9m)	4 ft (1.2m)	5 ft (1.5m)	6 ft (1.8m)
Connector Interface Type	DIN 7-16 MALE				Type N MALE			
Oper. Frequency Range, GHz	DC to 3.0				DC to 6.0			
VSWR at 2 GHz	1.10:1 Typ, 1.15:1 Max							
Intermodulation, dBc	-150 Typical							
Shielding Effectiveness, dB/ft	Better than -100							
Operating Temperature °F, (°C)	-75° (-60°) to 250° (125°)							
Weight, lb (Kg)	0.6 (0.25)	0.7 (0.30)	0.8 (0.35)	0.9 (0.40)	0.5 (0.20)	0.6 (0.25)	0.7 (0.30)	0.8 (0.35)
Connector Retension, lb, (Kg)	50 (22.7)							
Impedance, Ohms ± 2 Ohms	50							
Insertion Loss, Maximum	See Performance Rating Curves On Reverse Side							
Power Handling, Maximum	See Performance Rating Curves On Reverse Side							
Bend Radius, Min. in, (cm)	0.88 (2.2) Static, 1.75 (4.4) Dynamic							

Specifications subject to change without notice.



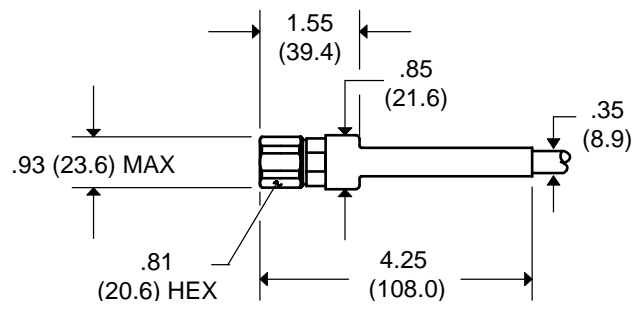
**Connector Dimensions (For Reference Only)**

**DIN 7-16**



Inches (mm)

**Type N**



Inches (mm)

**Ordering Instructions**

Order by part numbers shown below. Other lengths available upon request.

DIN 7-16 Male Connectors		Type N Male Connectors	
Part Number	Length	Part Number	Length
1538-8389-2043-3	3ft (0.9m)	1538-8389-2044-3	3ft (0.9m)
1538-8389-2043-4	4ft (1.2m)	1538-8389-2044-4	4ft (1.2m)
1538-8389-2043-5	5ft (1.5m)	1538-8389-2044-5	5ft (1.5m)
1538-8389-2043-6	6ft (1.8m)	1538-8389-2044-6	6ft (1.8m)

Specifications subject to change without notice.

**M/A-COM, Inc.**

North America: Tel. (800) 366-2266  
Fax (800) 618-8883

Asia/Pacific: Tel. +85 2 2111 8088  
Fax +85 2 2111 8087

Europe: Tel. +44 (1344) 869 595  
Fax +44 (1344) 300 020