



MMBD101W/MMBD352W/MMBD354W/MMBD355W

SURFACE MOUNT HIGH FREQUENCY SCHOTTKY DIODE

VOLTAGE 7.0 Volts **POWER** 200 mW

SOT-323 Unit : inch(mm)

FEATURES

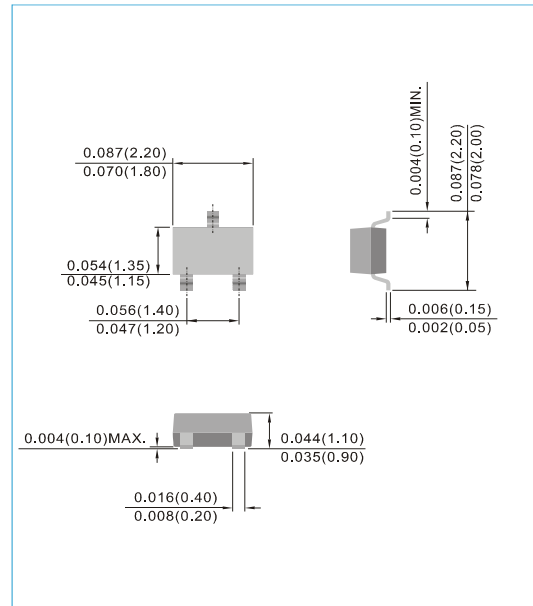
- Low Capacitance, Minimizing Insertion Losses in VHF Applications
- Low V_f : 0.5V (Typ) at $I_f=10mA$
- Extremely Fast Switching Speed
- Lead free in comply with EU RoHS 2002/95/EC directives.
- Green molding compound as per IEC61249 Std. . (Halogen Free)

MECHANICAL DATA

Case : SOT-323, Plastic

Terminals : Solderable per MIL-STD-750, Method 2026

Approx weight : 0.0002 ounces, 0.005 grams



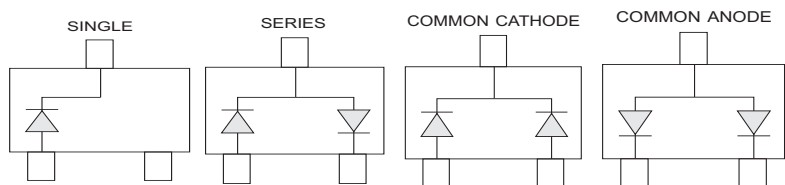
MAXIMUM RATINGS (TA=25°C unless otherwise noted)

PARAMETER	SYMBOL	MMBD101W	MMBD352W	MMBD354W	MMBD355W	UNITS
Marking Code		101	352	354	355	
Reverse Voltage	V_R	7				V
Forward Power Dissipation	P_F	200				mW
Junction Temperature Range	T_J	-55 to 125				°C
Storage Temperature Range	T_{STG}	-55 to 150				°C
Circuit Figure		SINGLE	SERIES	COMMON CATHODE	COMMON ANODE	

THERMAL CHARACTERISTICS (TA=25°C unless otherwise noted)

PARAMETER	SYMBOL	VALUE	UNITS
Thermal Resistance , Junction to Ambient ⁽¹⁾	$R_{\theta JA}$	500	°C/W

Note 1. FR-5 Board = 1.0 x 0.75 x 0.062 in



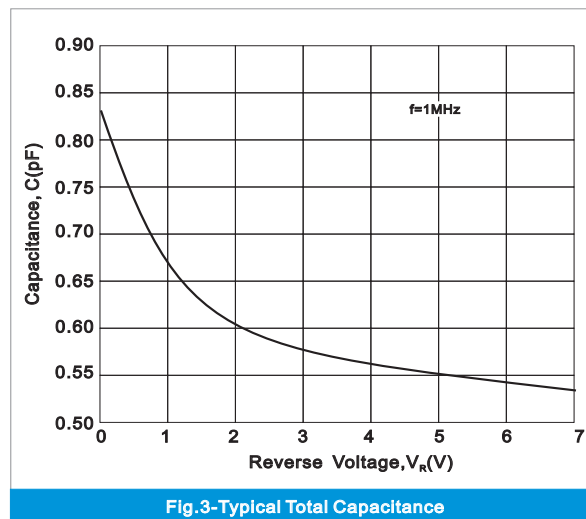
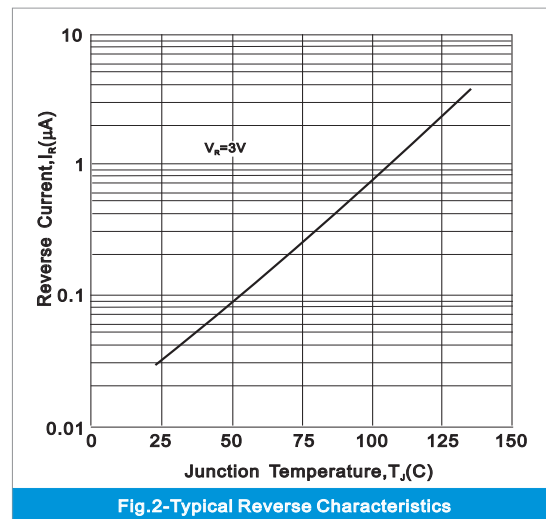
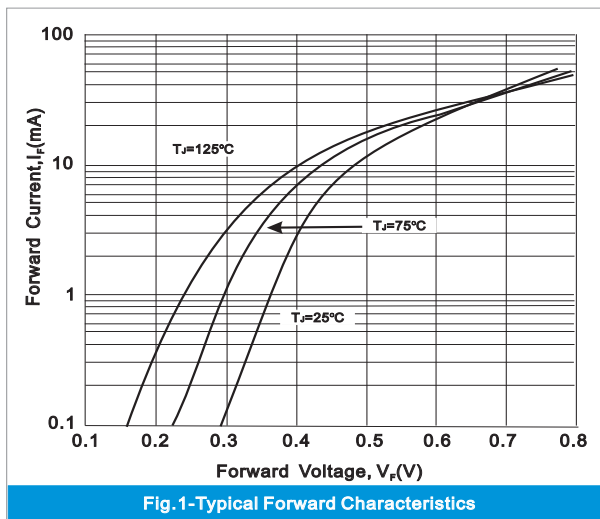


MMBD101W/MMBD352W/MMBD354W/MMBD355W

ELECTRICAL CHARACTERISTICS (T_A=25°C unless otherwise noted)

PARAMETER	SYMBOL	TEST CONDITION	MIN.	TYP.	MAX.	UNITS
Reverse Breakdown Voltage	V _(BR)	I _R =10μA	7.0	10	-	V
Reverse Leakage Current	I _R	V _R =3.0V	-	-	0.25	μA
Forward Voltage	V _F	I _F =10mA	-	0.5	0.6	V
Total Capacitance	C _T	f=1.0MHz ; V _R =0V	-	0.88	1.0	pF

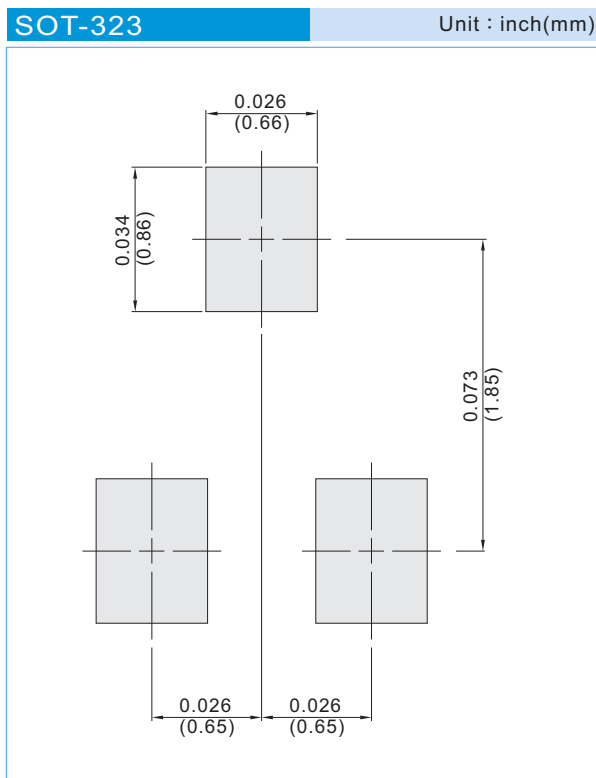
ELECTRICAL CHARACTERISTICS CURVE





MMBD101W/MMBD352W/MMBD354W/MMBD355W

MOUNTING PAD LAYOUT



ORDER INFORMATION

- Packing information

T/R - 12K per 13" plastic Reel

T/R - 3K per 7" plastic Reel

LEGAL STATEMENT

Copyright PanJit International, Inc 2012

The information presented in this document is believed to be accurate and reliable. The specifications and information herein are subject to change without notice. Pan Jit makes no warranty, representation or guarantee regarding the suitability of its products for any particular purpose. Pan Jit products are not authorized for use in life support devices or systems. Pan Jit does not convey any license under its patent rights or rights of others.



MMBD101W/MMBD352W/MMBD354W/MMBD355W

For example :

RB500V-40_R2_00001



Packing Code XX				Version Code XXXXX		
Packing type	1 st Code	Packing size code	2 nd Code	HF or RoHS	1 st Code	2 nd ~5 th Code
T/B	A	N/A	0	HF	0	serial number
T/R	R	7"	1	RoHS	1	serial number
B/P	B	13"	2			
T/P	T	26mm	X			
TRR	S	52mm	Y			
TRL	L	PBCU	U			
FORMING	F	PBCD	D			

Part No_packing code_Version

MMBD101W_R1_00001

MMBD101W_R2_00001