

DO NOT SCALE FROM THIS PRINT

PRF24-P-C-EP-140B-SS

SERIES  
-24: 2.4MM

GENDER  
-P: PLUG

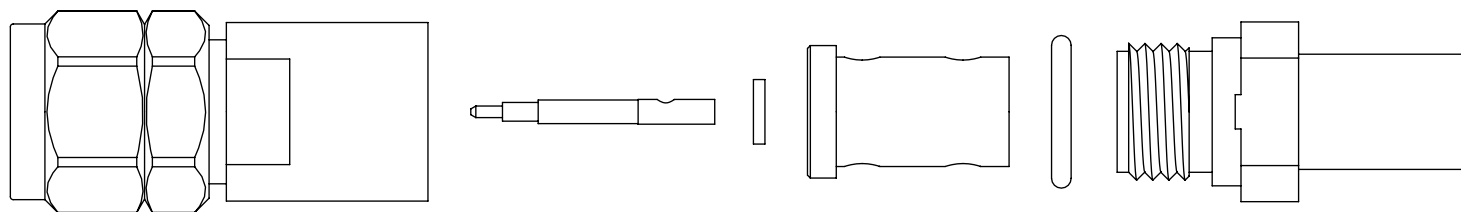
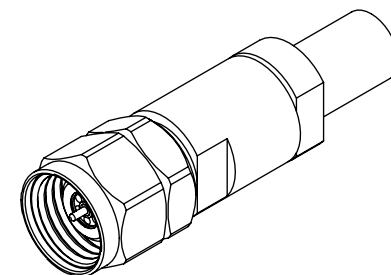
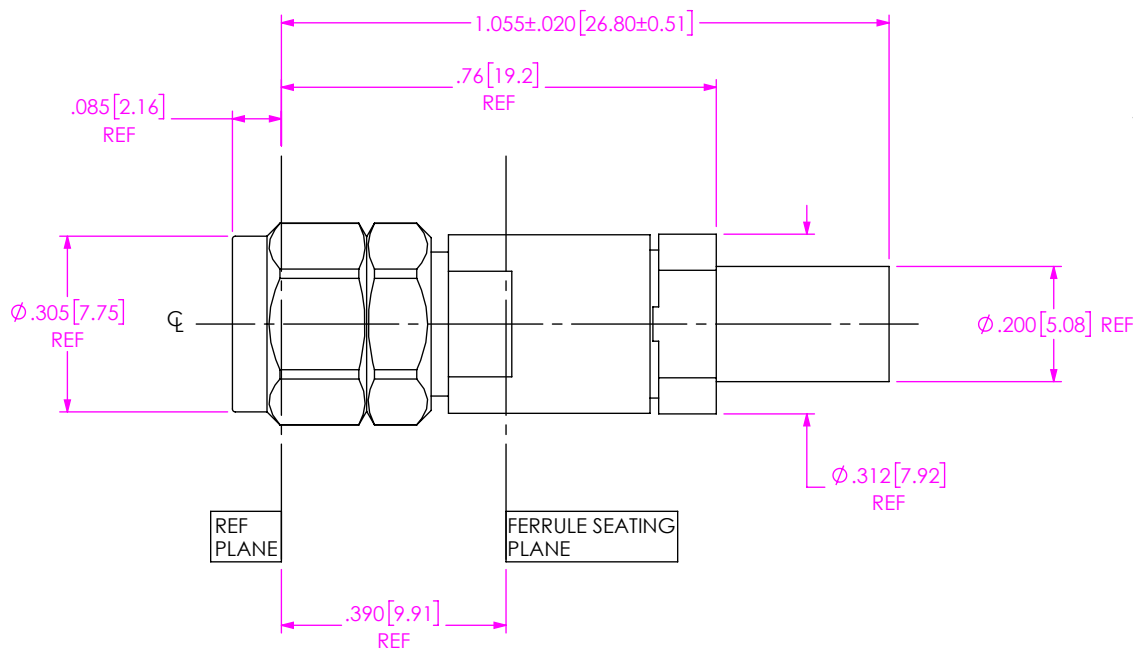
TYPE  
-C: CABLE

TERMINATION  
-S: SOLDER CLAMP

ORIENTATION  
-S: STRAIGHT

CABLE TYPE  
-140: INSULATED WIRE 1401

PLATING  
-EP: 50µ" EXTRA HEAVY GOLD CENTER CONTACT, PASSIVATED OUTER CONTACT



EXPLODED VIEW  
NOT TO SCALE  
(FOR CLARITY ONLY)

NOTES:

- MATERIAL:  
BODY, BUSHING, CLAMP NUT: STAINLESS STEEL.  
O-RING: SILICONE RUBBER.  
BEAD: PEI.  
SOLDER FERRULE: BRASS ALLOY  
CONTACT: BERYLLIUM COPPER.
- FINISH:  
BODY, BUSHING, CLAMP NUT: PASSIVATED.  
CONTACT, SOLDER FERRULE: GOLD OVER NICKEL PLATE,  
50 µIN MIN GOLD OVER 50 µIN MIN NICKEL.
- PCI P/N: 3271.

UNLESS OTHERWISE SPECIFIED,  
DIMENSIONS ARE IN INCHES.

TOLERANCES ARE:

DECIMALS                      ANGLES  
.XX: ±.01                      1°  
.XXX: ±.005  
.XXXX: ±.0005

PROPRIETARY NOTE

THIS DOCUMENT CONTAINS CONFIDENTIAL AND PROPRIETARY INFORMATION AND ALL DESIGN, MANUFACTURING, REPRODUCTION, USE, PATENT RIGHTS AND SALES RIGHTS ARE EXPRESSLY RESERVED BY SAMTEC, INC. THIS DOCUMENT SHALL NOT BE DISCLOSED, IN WHOLE OR PART, TO ANY UNAUTHORIZED PERSON OR ENTITY NOR REPRODUCED, TRANSFERRED OR INCORPORATED IN ANY OTHER PROJECT IN ANY MANNER WITHOUT THE EXPRESS WRITTEN CONSENT OF SAMTEC, INC.



520 PARK EAST BLVD., NEW ALBANY, IN 47150  
PHONE: 812-944-6733    FAX: 812-948-5047  
e-Mail: info@SAMTEC.com    code 55322

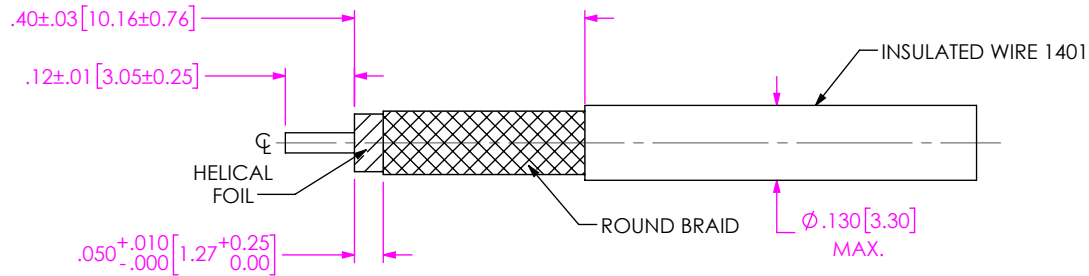
DO NOT SCALE DRAWING

SHEET SCALE: 3:1

DESCRIPTION: 2.4MM PLUG, SOLDER CLAMP FOR INSULATED WIRE 1401

DWG. NO. PRF24-P-C-EP-140B-SS

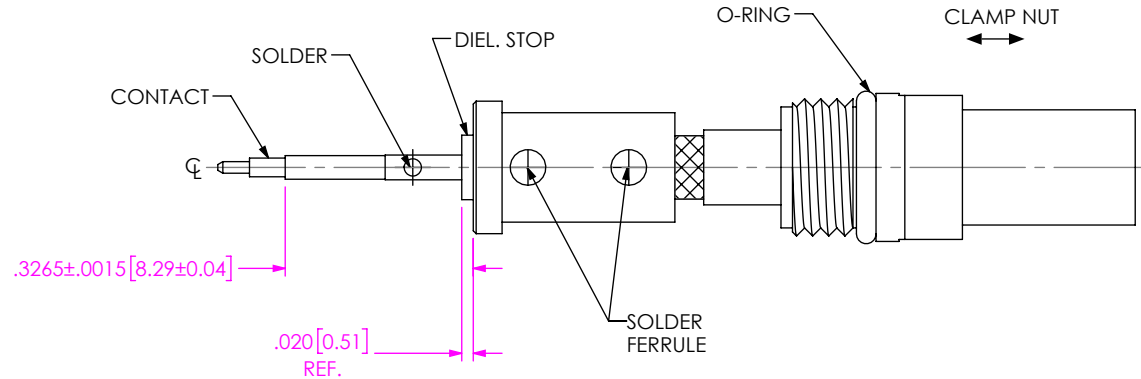
BY: CHRISTIAN S. 05/06/2019 SHEET 1 OF 2



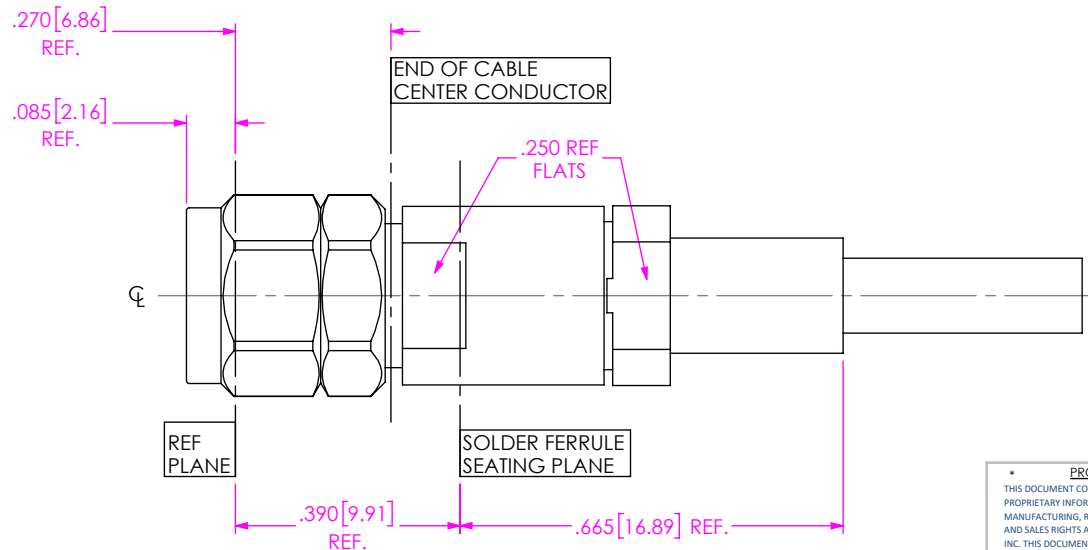
1A. TRIM CABLE AS SHOWN.

IN-PROCESS VIEW 1

- 2A. INSTALL O-RING ONTO CLAMP NUT WHERE SHOWN AND SLIDE CLAMP NUT OVER CABLE IN ORIENTATION SHOWN.
- 2B. INSERT CABLE INTO SOLDER FERRULE UNTIL DIELECTRIC & FOIL ARE FLUSH WITH SOLDER FERRULE FACE AND SOLDER BOTH CABLE BRAIDS WHERE SHOWN.
- 2C. SLIDE DIELECTRIC STOP OVER CABLE CENTER CONDUCTOR AND SOLDER CONTACT FLUSH TO STOP DIMENSION SHOWN.



IN-PROCESS VIEW 2



3A. INSERT CABLE/CONTACT SUB-ASSEMBLY INTO CONNECTOR UNTIL SEATED AND TIGHTEN CLAMP NUT TO 25-35 IN/LBS.

IN-PROCESS VIEW 3

DISTANCE FROM END OF CABLE CENTER COND. TO REF. PL. .270 (REF)

**PROPRIETARY NOTE**  
 THIS DOCUMENT CONTAINS CONFIDENTIAL AND PROPRIETARY INFORMATION AND ALL DESIGN, MANUFACTURING, REPRODUCTION, USE, PATENT RIGHTS AND SALES RIGHTS ARE EXPRESSLY RESERVED BY SAMTEC, INC. THIS DOCUMENT SHALL NOT BE DISCLOSED, IN WHOLE OR PART, TO ANY UNAUTHORIZED PERSON OR ENTITY NOR REPRODUCED, TRANSFERRED OR INCORPORATED IN ANY OTHER PROJECT IN ANY MANNER WITHOUT THE EXPRESS WRITTEN CONSENT OF SAMTEC, INC.



520 PARK EAST BLVD, NEW ALBANY, IN 47150  
 PHONE: 812-944-6733 FAX: 812-948-5047  
 e-Mail info@SAMTEC.com code 55322

DO NOT SCALE DRAWING

SHEET SCALE: 3:1

DESCRIPTION: 2.4MM PLUG, SOLDER CLAMP FOR INSULATED WIRE 1401

DWG. NO. PRF24-P-C-EP-140B-SS

BY: CHRISTIAN S. 05/06/2019 SHEET 2 OF 2