

Features

- 0.3 INCH DIGIT HEIGHT.
- LOW CURRENT OPERATION.
- EXCELLENT CHARACTER APPEARANCE.
- I.C. COMPATIBLE.
- MECHANICALLY RUGGED.
- GRAY FACE,WHITE SEGMENT.
- PACKAGE: 800PCS/REEL.

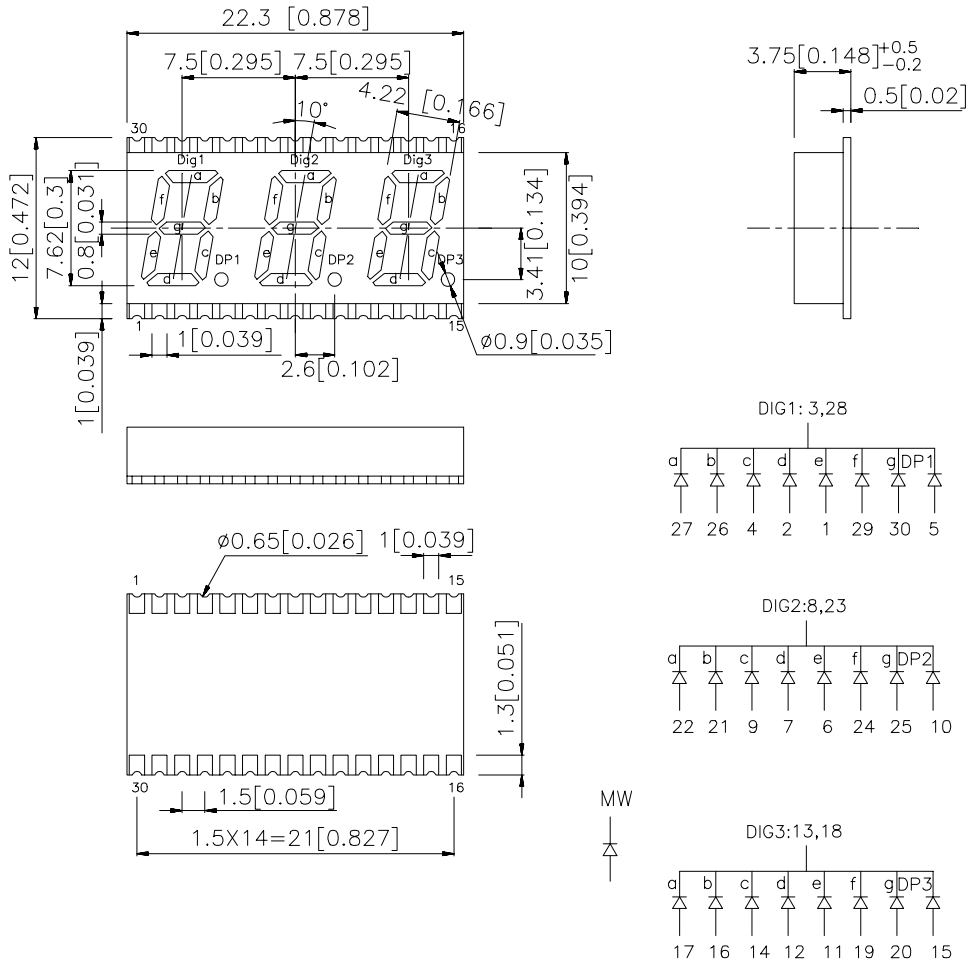
Description

The source color devices are made with GaN on SiC Light Emitting Diode.

Static electricity and surge damage the LEDs. It is recommended to use a wrist band or anti-electrostatic glove when handling the LEDs.

All devices, equipment and machinery must be electrically grounded.

Package Dimensions & Internal Circuit Diagram



Notes:

1. All dimensions are in millimeters (inches), Tolerance is $\pm 0.25(0.01)$ unless otherwise noted.
2. Specifications are subject to change without notice.

Selection Guide

| Part No. | Dice | Lens Type | Iv (ucd) @ 20 mA | | Description |
|---------------|-------------|----------------|---------------------|-------|------------------------------------|
| | | | Min. | Typ. | |
| APBC03-41MWWA | WHITE (GaN) | WHITE DIFFUSED | 2600 | 13500 | Common Cathode,Rt. Hand Decimal |

Electrical / Optical Characteristics at T_A=25°C

| Symbol | Parameter | Device | Typ. | Max. | Units | Test Conditions |
|----------------|--------------------------|--------|------|------|-------|-----------------------------|
| V _F | Forward Voltage | White | 3.8 | 4.5 | V | I _F =20mA |
| I _R | Reverse Current | White | - | 10 | uA | V _R = 5V |
| X | Chromaticity Coordinates | White | 0.33 | - | - | - |
| Y | | | 0.34 | - | - | - |
| C | Capacitance | White | 100 | - | pF | V _F =0V, f =1MHz |

Absolute Maximum Ratings at T_A=25°C

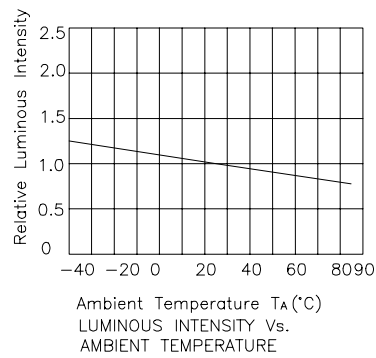
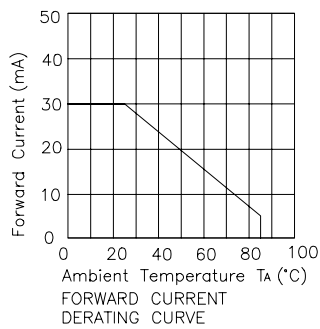
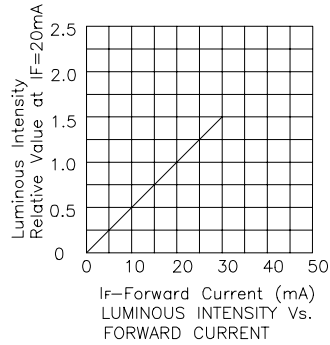
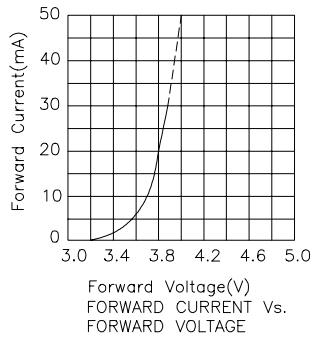
| Parameter | White | Units |
|----------------------------|----------------|-------|
| Power dissipation | 105 | mW |
| DC Forward Current | 30 | mA |
| Forward Current (Peak) [1] | 150 | mA |
| Reverse Voltage | 5 | V |
| Operating Temperature | -40°C To +85°C | |
| Storage Temperature | -40°C To +85°C | |

Note:

1. 1/10 Duty Cycle, 0.1ms Pulse Width.

White

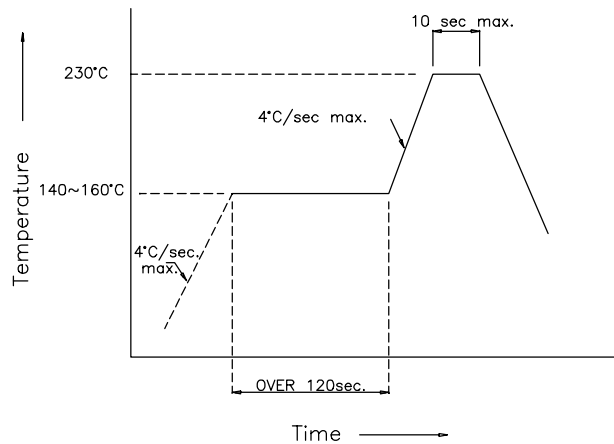
APBC03-41MWWA



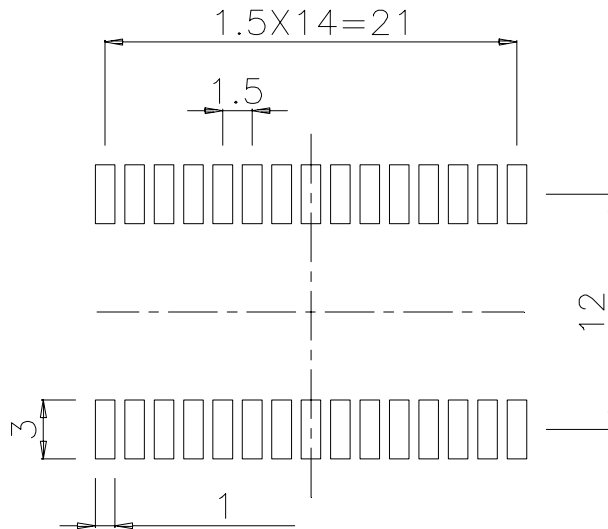
APBC03-41MWWA

SMT Reflow Soldering Instruction

Number of reflow process shall be less than 2 times and cooling process to normal temperature is required between first and second soldering process.



Recommended Soldering Pattern (Units : mm)



Tape Specification (Units : mm)

