

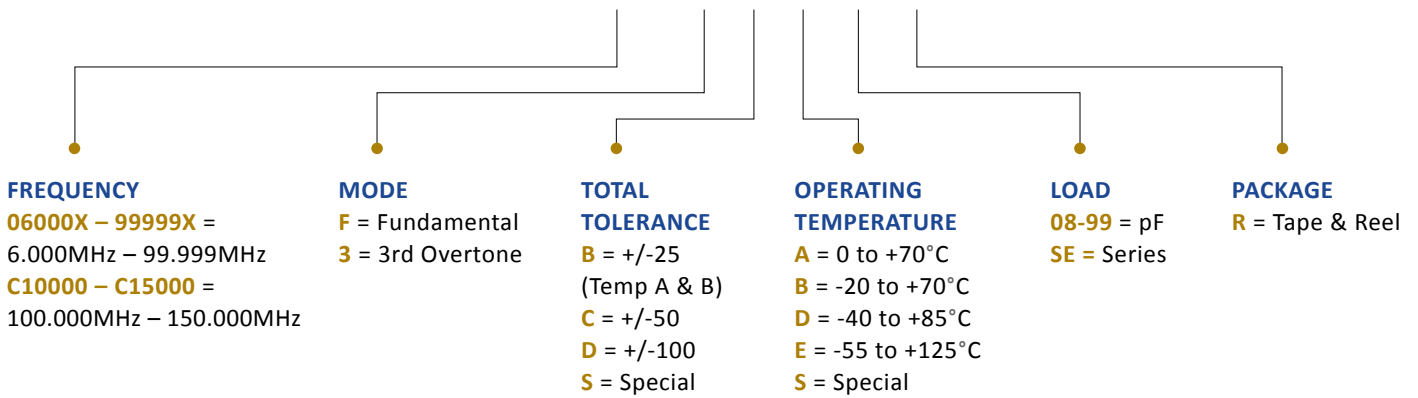
C7-Series Specifications



7.00L x 5.00W x 1.30H (mm)

PDI C7-Series is a hermetically sealed quartz crystal in a seam-welded ceramic SMT package. This crystal, designed to meet your most demanding specification, is available in standard or custom frequencies and/or with customized parameters. PDI provides quick-turn sampling for your proto-typing needs, mass production capability, and competitive pricing.

ex) **C7-25000X-F-C-D-08-R-X***



*(X) for standard or assigned for customization.

Frequency Range – MHz	Operating Mode	(CL)-Load Capacitance	ESR Ω (Max)	(C0)-Shunt Capacitance pF (Max)	Drive Level uW (Typ)	Insulation Resistance
6.000000 to 7.999999	Fundamental	8.0 pF to Series	120	7.0	100.0	500 MΩ Minimum at 100 Vdc
8.000000 to 9.999999			100			
10.000000 to 11.999999			80			
12.000000 to 15.999999			60			
16.000000 to 80.000000			40			
40.000000 to 83.999999	3rd Overtone		70			
84.000000 to 150.000000			60			
Parameter	Conditions	Min	Typ	Max	Unit	
Storage Temperature		-55		+125	°C	
Aging	Per Year (±3.0 ppm Option)	-5.0		+5.0	ppm	



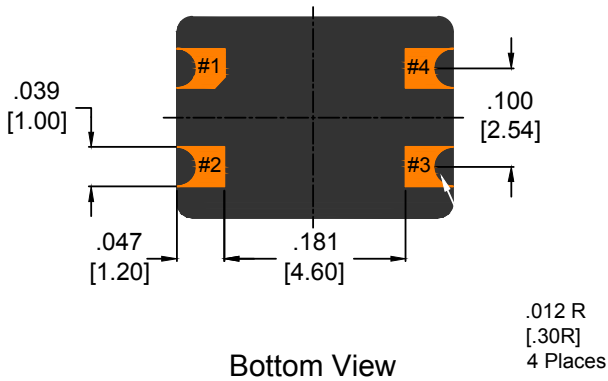
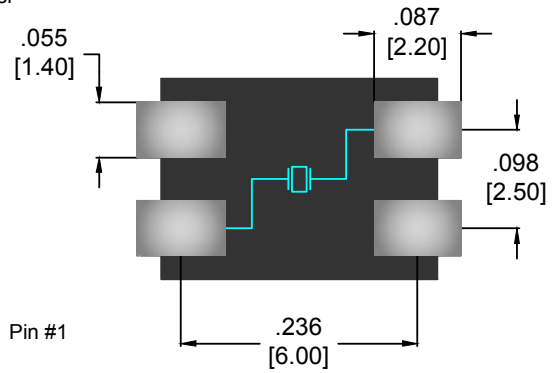
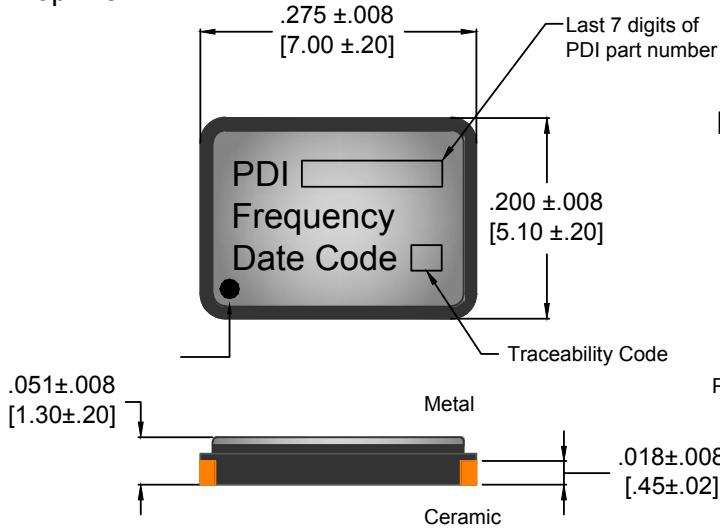
NOTES:
 Terminals are Au.
 Other options are available, please consult factory.
 All product is supplied RoHS and REACH compliant.
 Product can be supplied on Tape and Reel, on reels of 1,000 units.
 Not all Frequency/Temperature combinations are available.
 Specifications subject to change without notice, last updated 4/1/13.

C7-Series 7.00 x 5.00 x 1.30 (mm)

PDI C7-Series is a hermetically sealed quartz crystal in a seam-welded ceramic SMT package. This crystal, designed to meet your most demanding specification, is available in standard or custom frequencies and/or with customized parameters. PDI provides quick-turn sampling for your proto-typing needs, mass production capability, and competitive pricing.

PIN	CONNECTION
1	Crystal
2	Ground/Cover
3	Crystal
4	Ground/Cover

Top View



Bottom View

C7-Series 7.00 x 5.00 x 1.30 (mm)

1. Material: Black Conductive Polystyrene or equivalent.
2. 10 Sprocket Hole pitch cumulative tolerance of ± 0.008
3. Camber in compliance with EIA 481
4. Empty pockets: Trailing end (Minimum) 200 mm. and Leading end (Minimum) 400 mm.
5. Pocket position relative to sprocket hole measured as true position of pocket, not pocket hole.

