

SOLID STATE RELAY


Maximum Load Current 1A

SJ Series

RoHS Compliant

■ FEATURES

- UL, CSA recognized
 - Extremely small and light weight
 - Size: 10.0 (W) × 20.2 (L) × 12.8 (H) mm
 - Weight: approximately 5.5g
 - High reliability, long life and maintenance free
 - High isolation (between input and output)
 - Dielectric strength: 2,500 Vrms
 - Compatible with JY Relay in size and terminal arrangement
 - RoHS compliant
- Please see page 6 for more information



■ PARTNUMBER INFORMATION

[Example] SJ - 12 D 01 HZ R N -NV -UC
 (a) (b) (c) (d) (e) (f) (g) (h) (i)

(a)	Relay type	SJ	: SJ Series
(b)	Nominal Voltage (input side)	03: 05: 12: 24:	: 3 VDC (only AC type) : 5VDC : 12VDC : 24VDC
(c)	Load voltage	A D	: AC type : DC type
(d)	Load current	01	: 1A
(e)	Kinds of inverse connection protecting element (only dc type)	Nil HZ	: Diode : Zener diode type
(f)	Output polarity (DC type)	Nil R	: Standard polarity : Reverse polarity
(g)	Terminal classification	Nil N	: Socket mounting : PC board mounting type
(h)	Kinds of inverse connection protecting element (AC type)	NV	: Without varistor
(i)	Safety standard	UC:	: UL/CSA recognized

■ SPECIFICATION

Item			AC	DC	Remarks
			Type 1A	Type 1A	
Input side	Nominal voltage (DC)		3V, 5V, 12V, 24V	5V, 12V, 24V	
	Operate range		± 20% of nominal voltage		
	Must operate voltage		80% of nominal voltage		
	Must release voltage		Min. 1V (min. 0.5V*)		*3 VDC type
	Input Impedance	3VDC Type		120Ω ± 10%	-
5VDC Type		360Ω ± 10%	430Ω ± 10%		
12VDC Type		1.0kΩ ± 10%	1.2KΩ ± 10%		
24VDC Type		2.0KΩ ± 10%	2.4KΩ ± 10%		
Output side	Load voltage range		24 to 265V rms	3 to 30VDC	
	Maximum load current		1.0A rms	1.0A	See reference data
	Minimum load current		10mA rms	1 mA	Reference
	1 cycle surge current		50A (60Hz)	3A (10 ms)	
	Max. off-state leakage current		- 0.75mA rms (at 100V rms 60Hz) - 1.50mA rms (at 200V rms 60Hz)	0.1mA (at 30VDC)	
	Max. off-state voltage drop		1.2V rms	1.2V	At max. load current
Coil Data	Operating temperature range		-30 °C to +85 °C		
	Storage temperature range		-40 °C to +100 °C		
Timing Data	Maximum operate time		1ms		
	Maximum release time		1/2 cycle + 1ms	1 ms	
Insulation	Initial resistance		Min. 1,000MΩ (500VDC) (input-output)		
	Surge voltage		2,500V rms 1 min. (input-output)		
Other	Case color		Black	Green	
	Weight		Approximately 5.5 g		

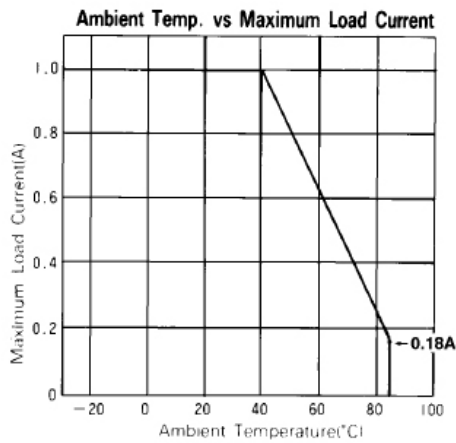
■ SAFETY STANDARDS

Type	Compliance	Contact rating
UL	UL 508, UL873	Flammability: UL 94-V0 (plastics) [AC Type] 1A, 265VAC (resistive)
	E 45026	
CSA	C22.2 No. 14 LR 35579	[DC type] 1A, 30VDC (resistive)

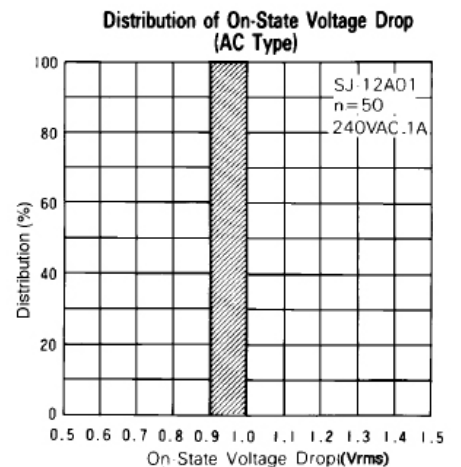
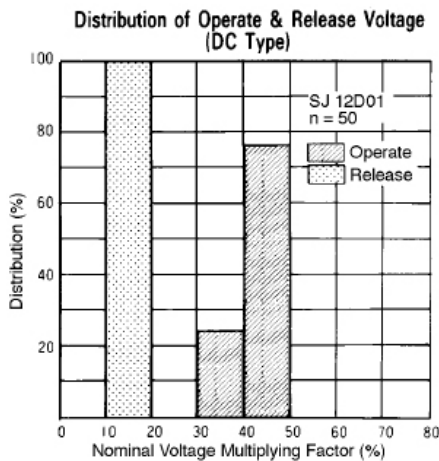
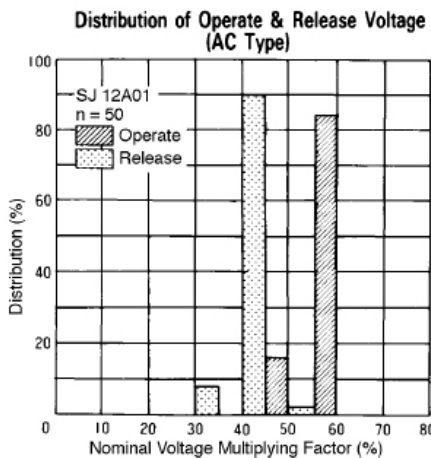
■ BLOCK DIAGRAM

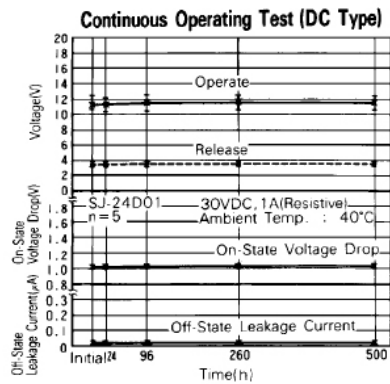
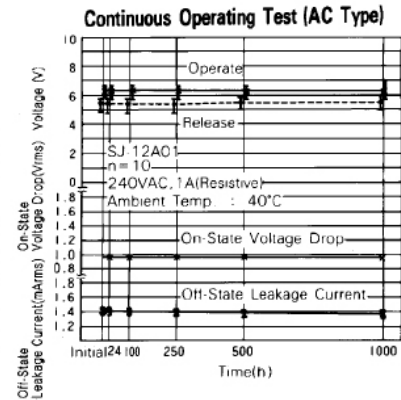
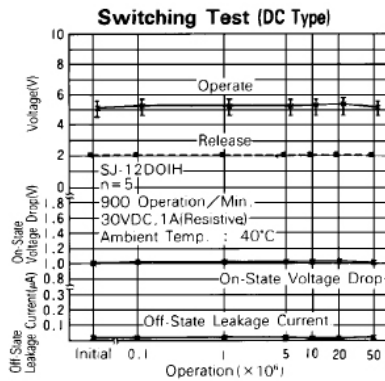

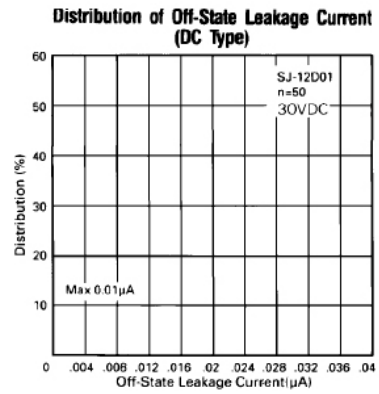
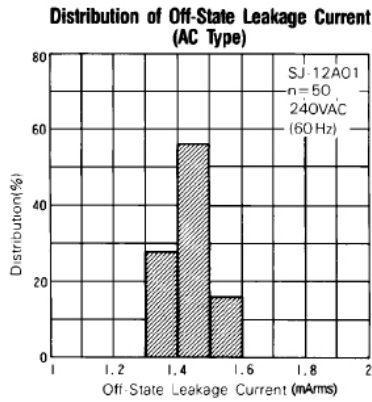
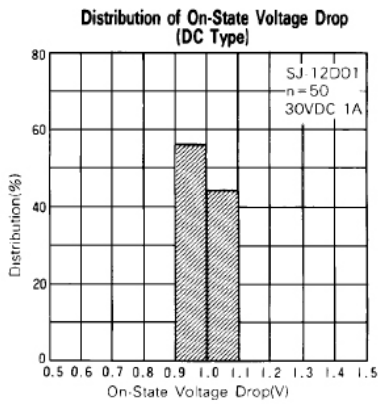
Load	Insulation	Circuit	Input/Output Waveform (resistive load)
AC type	Phototriac coupler		
DC type	Photo transistor coupler		

■ CHARACTERISTIC DATA



■ REFERENCE DATA

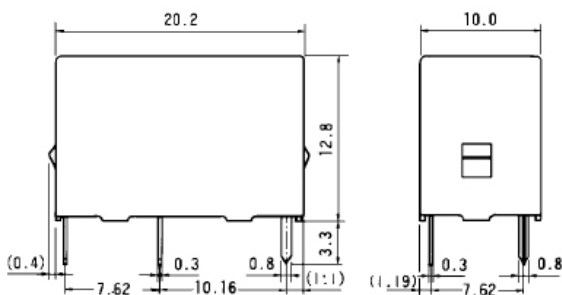




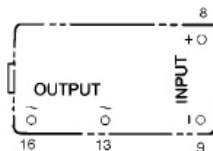
DIMENSIONS

- Dimensions

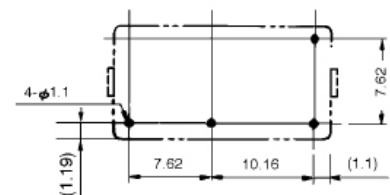
SJ- () A type



- Schematic (bottom view)



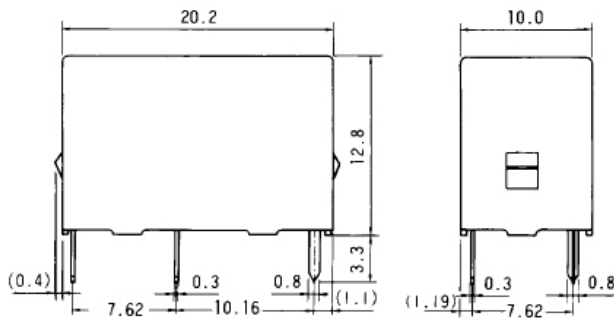
- PC board mounting hole layout (bottom view)



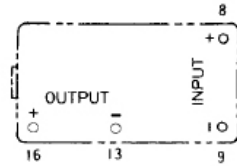
Unit: mm

• Dimensions

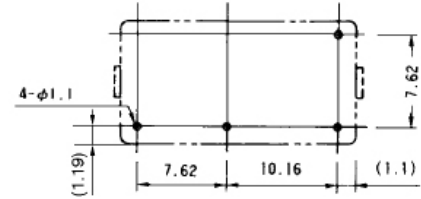
SJ- () D type



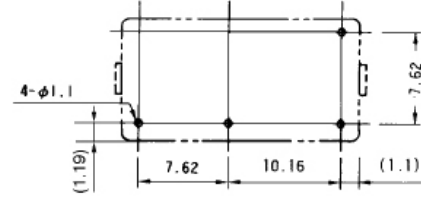
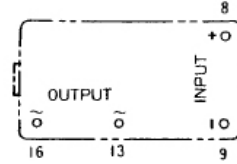
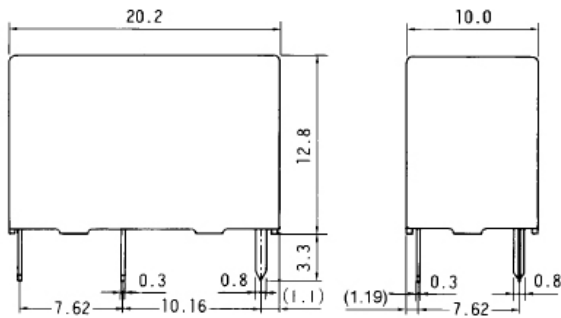
• Schematic (bottom view)



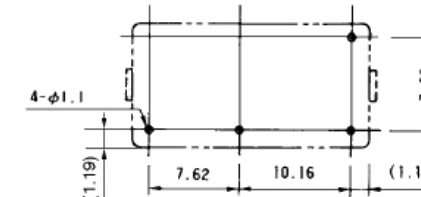
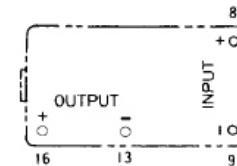
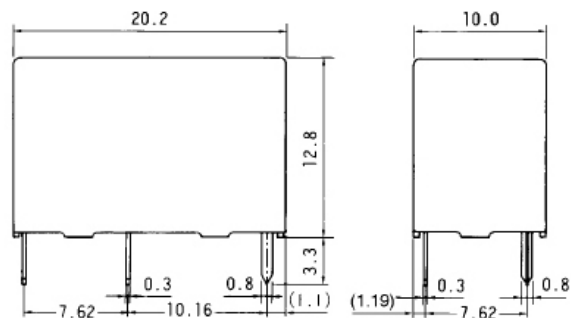
• PC board mounting hole layout (bottom view)



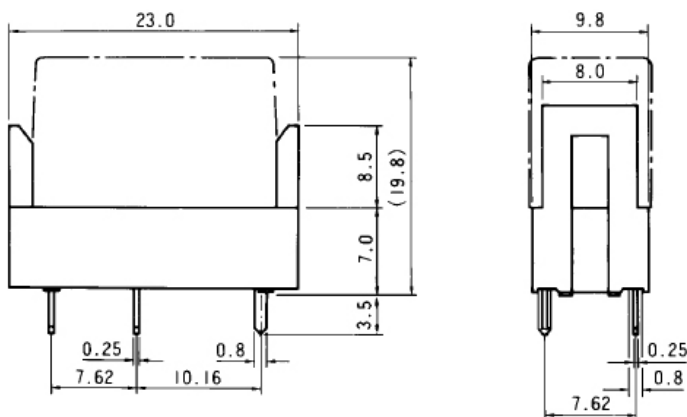
SJ- () AN type



SJ- () DN type



■ SOCKET DIMENSIONS



■ NOTES

1. Polarity of terminals are pre-determined. Please design your circuit accordingly.
2. Socket ordering code: JK-4N
3. Standard IC socket is not recommended. Please use socket "JK-4N"

Unit: mm

General Information

1. RoHS Compliance

- | All relays produced by Fujitsu Components are compliant with RoHS directive 2011/65/EU including amendments.
- | Use of Cadmium in electrical contacts is exempted as per Annex III of the RoHS directive 2001/65/EU. Please consider expiry date of exemption. Relays with Cadmium containing contacts are not to be used for new designs.
- | All relays are lead-free. Please refer to Lead-Free Status Info for older date codes at: <http://www.fujitsu.com/downloads/MICRO/fcai/relays/lead-free-letter.pdf>

2. Recommended Lead Free Solder Condition

- | Lead free solder plating on relay terminals is Sn-3.0Ag-0.5Cu, unless otherwise specified. This material has been verified to be compatible with PbSn assembly process.
- | Recommended solder for assembly: Sn-3.0Ag-0.5Cu.

Flow Solder Condition:

Pre-heating: maximum 120°C
within 90 sec.
Soldering: dip within 5 sec. at
255°C ± 5°C solder bath
Relay must be cooled by air immediately
after soldering

Solder by Soldering Iron:

Soldering Iron 30-60W
Temperature: maximum 350-360°C
Duration: maximum 3 sec.

We highly recommend that you confirm your actual solder conditions

3. Moisture Sensitivity

- Moisture Sensitivity Level is not applicable, unless otherwise indicated.

4. Tin Whiskers

- Dipped SnAgCu solder is known as presenting a low risk to tin whisker development. No considerable length whisker was found by our in house test.

Fujitsu Components International Headquarter Offices

<p>Japan FUJITSU COMPONENT LIMITED Shinagawa Seaside Park Tower 19F, 12-4, Higashi-shinagawa 4-chome, Shinagawa-ku, Tokyo, 140-0002, Japan Tel: (81-3) 3450-1682 Fax: (81-3) 3474-2385 Email: fcl-contact@cs.jp.fujitsu.com Web: www.fujitsu.com/jp/fcl/</p>	<p>Asia Pacific FUJITSU COMPONENTS ASIA, LTD. 102E Pasir Panjang Road #01-01 Citilink Warehouse Complex Singapore 118529 Tel: (65) 6375-8560 Fax: (65) 6273-3021 Email: fcal@sg.fujitsu.com Web: www.fujitsu.com/sg/products/devices/components</p>	<p>Korea FUJITSU COMPONENTS KOREA LIMITED Alpha Tower #403, 645 Sampyeong-dong, Bundang-gu, Seongnam-si, Gyeonggi-do, 13524 Korea Tel: (82) 31-708-7108 Fax: (82) 31-709-7108 Email: fcal@sg.fujitsu.com www.fujitsu.com/sg/products/devices/components/</p>
<p>North and South America FUJITSU COMPONENTS AMERICA, INC 2290 North First Street, Suite 212 San Jose, CA 95131, USA Tel: (1-408) 745-4900 Fax: (1-408) 745-4970 Email: components@us.fujitsu.com Web: us.fujitsu.com/components</p>	<p>China FUJITSU ELECTRONIC COMPONENTS (SHANGHAI) CO., LTD. Unit 4306, InterContinental Center 100 Yu Tong Road, Shanghai 200070, China Tel: (86-21) 3253 0998 Fax: (86-21) 3253 0997 Email: fcal@sg.fujitsu.com Web: www.fujitsu.com/sg/products/devices/components</p>	
<p>Europe FUJITSU COMPONENTS EUROPE B.V. Diamantlaan 25 2132 WV Hoofddorp Netherlands Tel: (31-23) 5560910 Fax: (31-23) 5560950 Email: info@fceu.fujitsu.com Web: www.fujitsu.com/uk/components</p>	<p>Hong Kong FUJITSU COMPONENTS HONG KONG CO., LTD Unit 506, Inter-Continental Plaza No.94 Granville Road, Tsim Sha Tsui, Kowloon, Hong Kong Tel: (852) 2881-8495 Tex: (852) 2894-9512 Email: fcal@sg.fujitsu.com Web: www.fujitsu.com/sg/products/devices/components/</p>	

©2016 Fujitsu Components Europe B.V. All rights reserved. All trademarks or registered trademarks are the property of their respective owners.

The contents, data and information in this datasheet are provided by Fujitsu Component Ltd. as a service only to its user and only for general information purposes.

The use of the contents, data and information provided in this datasheet is at the users' own risk.

Fujitsu has assembled this datasheet with care and will endeavor to keep the contents, data and information correct, accurate, comprehensive, complete and up to date.

Fujitsu Components Europe B.V. and affiliated companies do however not accept any responsibility or liability on their behalf, nor on behalf of its employees, for any loss or damage, direct, indirect or consequential, with respect to this datasheet, its contents, data, and information and related graphics and the correctness, reliability, accuracy, comprehensiveness, usefulness, availability and completeness thereof.

Nor do Fujitsu Components Europe B.V. and affiliated companies accept on their behalf, nor on behalf of its employees, any responsibility or liability for any representation or warrant of any kind, express or implied, including warranties of any kind for merchantability or fitness for particular use, with respect to these datasheets, its contents, data, information and related graphics and the correctness, reliability, accuracy, comprehensiveness, usefulness, availability and completeness thereof. Rev. Oct 19th, 2016