

REVISIONS			
LTR	DESCRIPTION	DATE	APPROVED
K1	REVISED PER ECO-11-005139	29MAR11	HMR

IF THIS DOCUMENT IS PRINTED IT BECOMES UNCONTROLLED.  
CHECK FOR THE LATEST REVISION.

**DK-621-14XX-XX CONNECTORS ARE NOT AVAILABLE FOR NEW ORDERS. ORDER EQUIVALENT DK-621-04XX-XX CONNECTOR.**


PART NUMBER	CONNECTOR	CONTACT	CONNECTOR INTERFACE	COLOR CODE	PART NUMBER	CONNECTOR	CONTACT	CONNECTOR INTERFACE	COLOR CODE
DK-621-0433	PLUG	_____	A	RED	DK-621-1433	PLUG	_____	A	RED
DK-621-0433-1P	PLUG	PIN	A	RED	DK-621-1433-1P	PLUG	PIN	A	RED
DK-621-0433-1UP	PLUG	PIN	A	RED	_____	_____	_____	_____	_____
DK-621-0433-1S	PLUG	SOCKET	A	RED	DK-621-1433-1S	PLUG	SOCKET	A	RED
DK-621-0433-1US	PLUG	SOCKET	A	RED	_____	_____	_____	_____	_____
DK-621-0434	JACK	_____	A	RED	DK-621-1434	JACK	_____	A	RED
DK-621-0434-1P	JACK	PIN	A	RED	DK-621-1434-1P	JACK	PIN	A	RED
DK-621-0434-1UP	JACK	PIN	A	RED	_____	_____	_____	_____	_____
DK-621-0434-1S	JACK	SOCKET	A	RED	DK-621-1434-1S	JACK	SOCKET	A	RED
DK-621-0434-1US	JACK	SOCKET	A	RED	_____	_____	_____	_____	_____
DK-621-0435	PLUG	_____	B	WHITE	DK-621-1435	PLUG	_____	B	WHITE
DK-621-0435-2P	PLUG	PIN	B	WHITE	DK-621-1435-2P	PLUG	PIN	B	WHITE
DK-621-0435-2UP	PLUG	PIN	B	WHITE	_____	_____	_____	_____	_____
DK-621-0435-2S	PLUG	SOCKET	B	WHITE	DK-621-1435-2S	PLUG	SOCKET	B	WHITE
DK-621-0435-2US	PLUG	SOCKET	B	WHITE	_____	_____	_____	_____	_____
DK-621-0436	JACK	_____	B	WHITE	DK-621-1436	JACK	_____	B	WHITE
DK-621-0436-2P	JACK	PIN	B	WHITE	DK-621-1436-2P	JACK	PIN	B	WHITE
DK-621-0436-2UP	JACK	PIN	B	WHITE	_____	_____	_____	_____	_____
DK-621-0436-2S	JACK	SOCKET	B	WHITE	DK-621-1436-2S	JACK	SOCKET	B	WHITE
DK-621-0436-2US	JACK	SOCKET	B	WHITE	_____	_____	_____	_____	_____
DK-621-0437	PLUG	_____	C	GREEN	DK-621-1437	PLUG	_____	C	GREEN
DK-621-0437-3P	PLUG	PIN	C	GREEN	DK-621-1437-3P	PLUG	PIN	C	GREEN
DK-621-0437-3UP	PLUG	PIN	C	GREEN	_____	_____	_____	_____	_____
DK-621-0437-3S	PLUG	SOCKET	C	GREEN	DK-621-1437-3S	PLUG	SOCKET	C	GREEN
DK-621-0437-3US	PLUG	SOCKET	C	GREEN	_____	_____	_____	_____	_____
DK-621-0438	JACK	_____	C	GREEN	DK-621-1438	JACK	_____	C	GREEN
DK-621-0438-3P	JACK	PIN	C	GREEN	DK-621-1438-3P	JACK	PIN	C	GREEN
DK-621-0438-3UP	JACK	PIN	C	GREEN	_____	_____	_____	_____	_____
DK-621-0438-3S	JACK	SOCKET	C	GREEN	DK-621-1438-3S	JACK	SOCKET	C	GREEN
DK-621-0438-3US	JACK	SOCKET	C	GREEN	_____	_____	_____	_____	_____
DK-621-0439	PLUG	_____	D	N/A	DK-621-1439	PLUG	_____	D	N/A
DK-621-0439-4P	PLUG	PIN	D	N/A	DK-621-1439-4P	PLUG	PIN	D	N/A
DK-621-0439-4UP	PLUG	PIN	D	N/A	_____	_____	_____	_____	_____
DK-621-0439-4S	PLUG	SOCKET	D	N/A	DK-621-1439-4S	PLUG	SOCKET	D	N/A
DK-621-0439-4US	PLUG	SOCKET	D	N/A	_____	_____	_____	_____	_____
DK-621-0440	JACK	_____	D	N/A	DK-621-1440	JACK	_____	D	N/A
DK-621-0440-4P	JACK	PIN	D	N/A	DK-621-1440-4P	JACK	PIN	D	N/A
DK-621-0440-4UP	JACK	PIN	D	N/A	_____	_____	_____	_____	_____
DK-621-0440-4S	JACK	SOCKET	D	N/A	DK-621-1440-4S	JACK	SOCKET	D	N/A
DK-621-0440-4US	JACK	SOCKET	D	N/A	_____	_____	_____	_____	_____

© 2009,2011 Tyco Electronics Corporation, a TE connectivity Ltd, company All Rights Reserved.

**CUSTOMER DRAWING**

UNLESS OTHERWISE SPECIFIED  
DIMENSIONS ARE IN INCHES  
AND METRIC DIMENSIONS  
ARE IN BRACKETS.

DRAWN	J.B.K.	92Mar03
CHECKED	G.Rositano	09Mar12
APPROVED	Z.TEMAN	92Mar03


 TE Connectivity	Raychem Databus	
	300 Constitution Drive Menlo Park, CA 94025 U.S.A.	

DECIMALS [----mm]  
.XXX ± ---- [----mm]  
.XX ± ---- [----mm]  
ANGLES ± ----

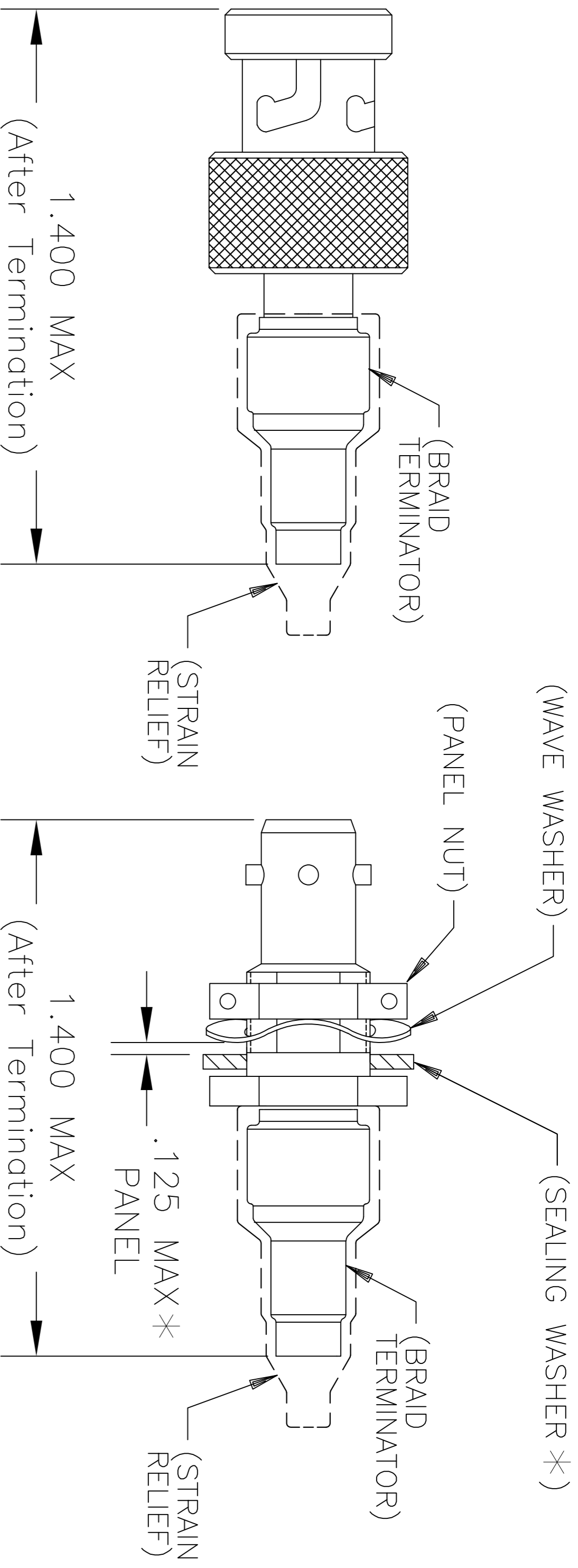
CAD NAME	DK621-X433-X440_CD_Ka
----------	-----------------------

TITLE	KITS FOR DK-621-0433/0440 TRIAXIAL CONNECTORS	
SIZE	CODE IDENT. NO.	DWG. NO.
A	06090	DK-621-X433/X440-XX

WEIGHT ---lbs [---g]



DO NOT SCALE THIS DRAWING			SHEET 1 OF 2
---------------------------	--	--	--------------



PLUG CONNECTOR  
ASSEMBLY

JACK CONNECTOR  
ASSEMBLY

NOTES:

1.0 REFER TO THE FOLLOWING TE CONNECTIVITY CUSTOMER DRAWINGS (CD) FOR INDIVIDUAL COMPONENT DETAILS:

- |                 |                                      |
|-----------------|--------------------------------------|
| D-621-0433/0440 | CONNECTOR, TRIAXIAL, BAYONET COUPLED |
| D-602-0126      | CONTACT, PIN, TWISTED PAIR           |
| D-602-0127      | CONTACT, SOCKET, TWISTED PAIR        |
| (D-600-0030)    | BRAID TERMINATOR                     |
| (D-600-0019)    | STRAIN RELIEF                        |
| (D-600-0053)    | SEALING WASHER (JACK ONLY)           |

\* SEALING WASHER MAY BE INSTALLED IF THE PANEL THICKNESS IS LESS THAN 0.093 INCH.

2.0 CONNECTORS ARE QUALIFIED TO RAYCHEM SPECIFICATION D-6025.

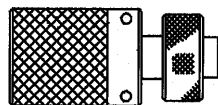
3.0 TERMINATION PROCEDURE: RAYCHEM ES 61162.

IF THIS DOCUMENT IS PRINTED IT BECOMES UNCONTROLLED.  
CHECK FOR THE LATEST REVISION.

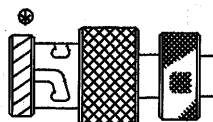
<b>CUSTOMER DRAWING</b>		<b>STE</b> TE Connectivity		Raychem Databus	
DRAWN J.B.K.	DATE 91Apr03	SIZE A	CAGE CODE 06090	DWG. NO. DK-621-X433/X440-XX	REV K1
CAD FILE DK621-X433-X440_CD_Kb		DO NOT SCALE THIS DRAWING		SHEET 2 OF 2	
			300 Constitution Drive Menlo Park, CA 94025 U.S.A.		

REVISIONS			
LTR	DESCRIPTION	DATE	APPROVED
B	REVISED PER ECN# T-16058	91APR25	Z. TEMAN
C	REVISED PER ECN T-16511	91JUL30	Z. TEMAN
D	REVISED PER ECN T-18956	94 Feb 25	Z

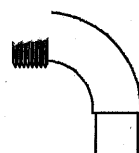
PART No.	CONTACT	INTERFACE	COLOR CODE
DK-621-X411R	—	THREADED	N/A
DK-621-X411R-P	PIN	THREADED	
DK-621-X411R-S	SOCKET	THREADED	
DK-621-X433R	—	A	RED
DK-621-X433R-1P	PIN	A	
DK-621-X433R-1S	SOCKET	A	
DK-621-X435R	—	B	WHITE
DK-621-X435R-2P	PIN	B	
DK-621-X435R-2S	SOCKET	B	
DK-621-X437R	—	C	GREEN
DK-621-X437R-3P	PIN	C	
DK-621-X437R-3S	SOCKET	C	
DK-621-X439R	—	D	N/A
DK-621-X439R-4P	PIN	D	
DK-621-X439R-4S	SOCKET	D	



PLUG - THREADED CONNECTOR  
D-621-0411R



PLUG - BAYONET CONNECTOR  
D-621-0433R/0439R



RIGHT ANGLE ADAPTER TUBE  
D-600-0601




STRAIN RELIEF

If this document is printed it becomes uncontrolled.  
Check with the web for latest revision.

DWG No. EXAMPLE X433R

-0433R .148 MAX. CABLE DIA ACCOMODATION  
BRAID TERMINATOR D-600-0030



CONTACT  
D-602-0126  
(D-602-0127)



BRAID TERMINATOR  
D-600-00XX

-1433R .180 MAX. CABLE DIA ACCOMODATION  
BRAID TERMINATOR D-600-0056

## SPECIFICATION CONTROL DRAWING

© Raychem Corporation 1990

UNLESS OTHERWISE SPECIFIED  
DIMENSIONS ARE IN INCHES.  
METRIC DIMENSIONS ARE  
IN BRACKETS.

### DECIMALS

.XXX ± — [ — mm ]  
.XX ± — [ — mm ]

### ANGLES

.X ± —

### WEIGHT

— lbs [ — g ]

DRAWN J.B.K. 90 AUG 8

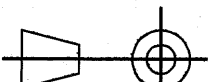
CHECKED Z 94 Feb

APPROVED PSD 14-2-94

APPROVED

CAD NAME 004951-1.DWG

THIRD ANGLE PROJECTION



Raychem

RAYCHEM CORPORATION  
300 CONSTITUTION DRIVE  
MENLO PARK, CALIFORNIA 94025

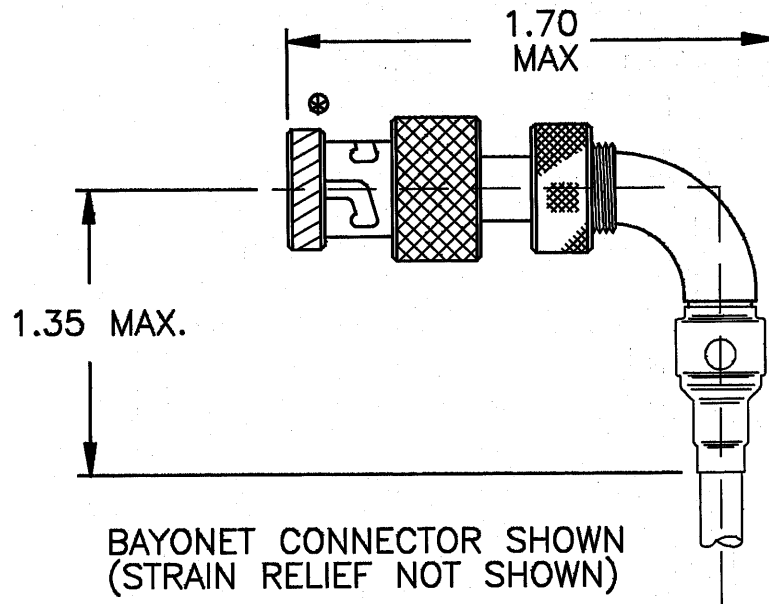
### TITLE

RIGHT ANGLE  
TRIAxIAL CONNECTOR PLUG  
CONNECTOR KITS

SIZE	CODE IDENT. NO.	DWG. NO.	REV
A	06090	DK-621-X4XXR[-XX]	D

DO NOT SCALE THIS DRAWING

SHEET 1 OF 2



1.0 REFER TO THE FOLLOWING RAYCHEM SPECIFICATION CONTROL DRAWINGS (SCD) FOR INDIVIDUAL COMPONENT PERFORMANCE PARAMETERS, DIMENSIONS AND MATERIAL DETAIL:

D-621-0411R

CONNECTOR, TRIAXIAL, SUBMINIATURE  
THREADED COUPLED. FOR RIGHT ANGLE  
THREADED ADAPTER

D-621-0433R/0440R

CONNECTOR, TRIAXIAL, SUBMINIATURE  
BAYONET COUPLED. FOR RIGHT ANGLE  
THREADED ADAPTER

D-602-0126

CONTACT, PIN, COAX

D-602-0127

CONTACT, SOCKET, COAX

D-600-0030/0056

BRAID TERMINATOR

D-600-0019

STRAIN RELIEF

D-600-0601

RIGHT ANGLE ADAPTER TUBE

2.0 REFER TO RAYCHEM SPECIFICATION D-6025 FOR PERFORMANCE AND QUALIFICATION REQUIREMENTS. QUALIFICATION PENDING.

2.1 PERFORMANCE IS DEPENDENT UPON CORRECT USAGE OF SUITABLE AEROBIC ADHESIVE UPON ADAPTER THREADS. (LOKTTITE TYPE 242 IS A SUITABLE ADHESIVE.)

3.0 TERMINATION PROCEDURE: RAYCHEM ES 61249.

4.0 USAGE: CONNECTORS ASSEMBLED FROM THESE KITS CAN HAVE THE CABLE DRESSED IN ANY ORIENTATION AROUND THE AXIS OF THE CONNETOR, CABLE SHOULD BE SECURED IN DESIRED ORIENTATION.

If this document is printed it becomes uncontrolled.  
Check with the web for latest revision.

CAD NAME: 004951-2.DWG	DRAWN	J.B.K.	90 AUG 8	SIZE A	CODE IDENT. NO. 06090	DWG. NO. DK-621-X4XXR[-XX]	REV D
	ISSUED			DO NOT SCALE THIS DRAWING		SHEET 2 OF 2	