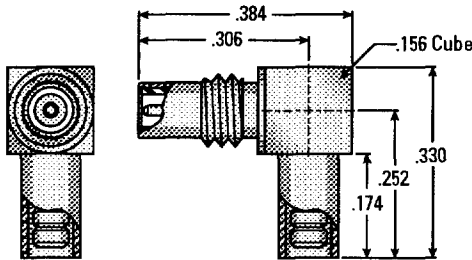


SSMC Cable Connectors

Click on part number to go directly to cable assembly instructions

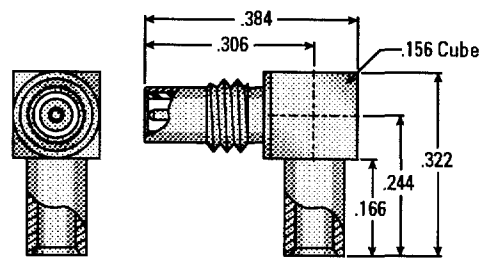
Right Angle Cable Jacks

Crimp type for flexible cable



AEP P/N
7141-1521-0XX*

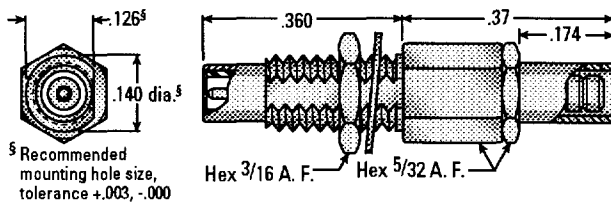
Solder type for semi-rigid cable



AEP P/N
7141-1561-0XX*

Straight Bulkhead Mounted Cable Jacks (.093" max panel thickness)

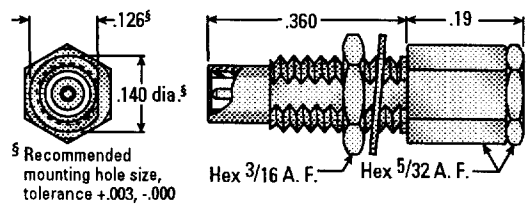
Crimp type for flexible cable



[§] Recommended mounting hole size, tolerance +.003, -.000

AEP P/N
7003-1572-0XX*

Solder type for semi-rigid cable

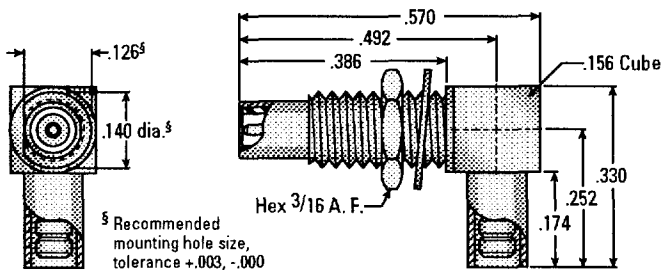


[§] Recommended mounting hole size, tolerance +.003, -.000

AEP P/N
7003-1542-0XX*

Right Angle Bulkhead Mounted Cable Jacks (.125" max panel thickness)

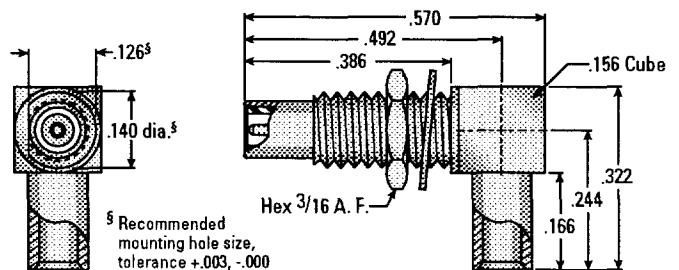
Crimp type for flexible cable



[§] Recommended mounting hole size, tolerance +.003, -.000

AEP P/N
7106-1521-0XX*

Solder type for semi-rigid cable



[§] Recommended mounting hole size, tolerance +.003, -.000

AEP P/N
7106-1561-0XX*

*Substitute the appropriate cable group number for "XX" when ordering:

GROUP	CABLE TYPES	GROUP	CABLE TYPES	GROUP	CABLE TYPES
02	RG178, RG196, M17/93, M17/169	05	RG178DS, RG196DS	19	RG174DS, RG316DS, M17/151, M17/152, Times RD-316
03	RG174, RG179, RG316, M17/113, M17/119, M17/172, M17/189	10	.085" semi-rigid, RG405, M17/133	21	.056" semi-rigid
		11	.047" semi-rigid, M17/151		



APPLIED ENGINEERING PRODUCTS

(203) 776-2813 • FAX (203) 776-8294

www.aepconnectors.com • aepsales@aepconnectors.com