0.5-inch (12.7 mm) Single Digit LED Display
H–A950, H–C950, H–A9550 and H–C9550 Series

These displays are designed with pins located on 0.6" centers and can be easily mounted using standard DIP sockets. These larger displays are recommended where viewing distances exceed five or six feet. Pinouts are identical to the corresponding 952 and 956 series, making it possible to substitute one size for the other.

SELECTION GUIDE:

Color	E Red	H Red	D Red	Green	Yellow
Wavelength	635 nm	697 nm	660 nm	565 nm	585 nm
Iv (mcd/segment)	4.0	1.4	12.0	5.0	4.0
Common Anode	HEA950	HHA950	HDA950	HGA950	HYA950
Common Cathode	HEC950	HHC950	HDC950	HGC950	HYC950
Common Anode	HEA9550	HHA9550	HDA9550	HGA9550	HYA9550
Common Cathode	HEC9550	HHC9550	HDC9550	HGC9550	HYC9550

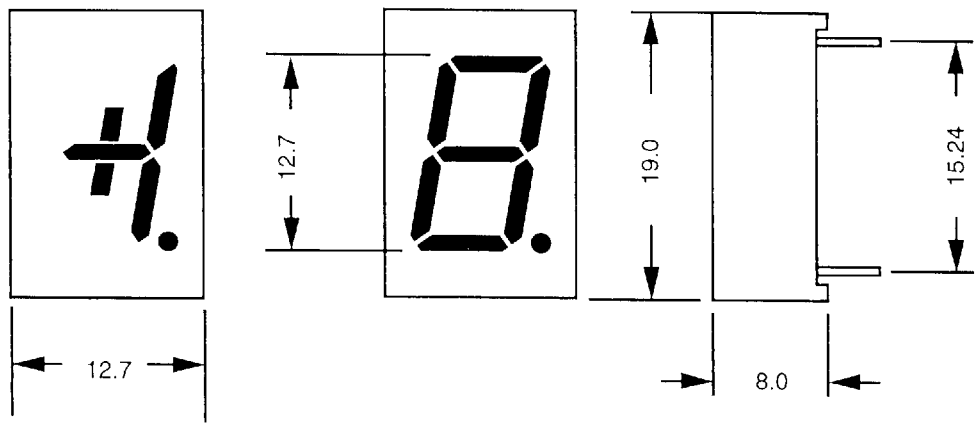

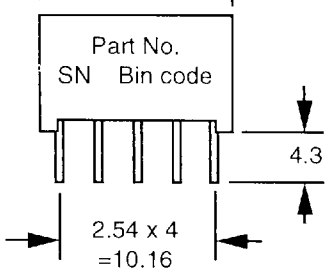

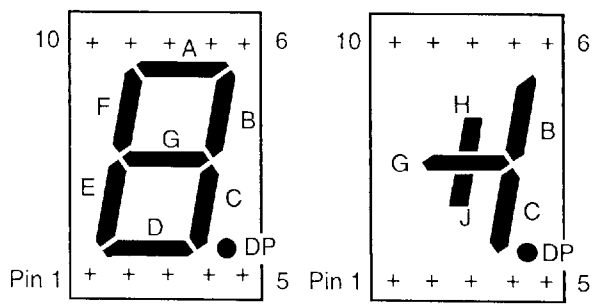

950 Series 9550 Series

PIN ASSIGNMENTS:

PIN NO.	H–A950	H–C950	H–A9550	H–C9550
1	– E	+ E	– J	+ J
2	– D	+ D	N.C.	N.C.
3	C. Anode	C. Cathode	C. Anode	C. Cathode
4	– C	+ C	– C	+ C
5	– DP	+ DP	– DP	+ DP
6	– B	+ B	– B	+ B
7	– A	+ A	N.C.	N.C.
8	C. Anode	C. Cathode	C. Anode	C. Cathode
9	– F	+ F	– H	+ H
10	– G	+ G	– G	+ G

* Specifications subject to change without notice. All dimensions are in mm±0.25 unless stated otherwise.
* Iv typ. measured @If = 20 mA. All pins are 0.5 mmØ.

IDEA, Inc., 1300-B Pioneer St., Brea, CA 92621 Ph. 310-697-4332, 800-LED-IDEA; Fax: 310-690-1352

4811086 0000112 185