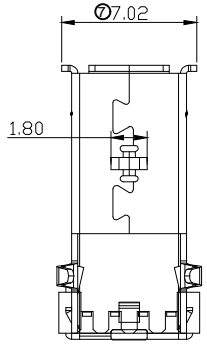
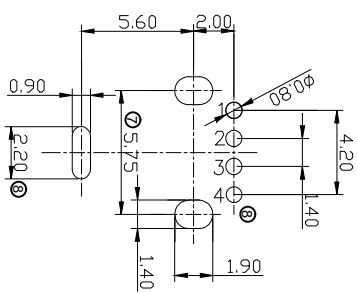
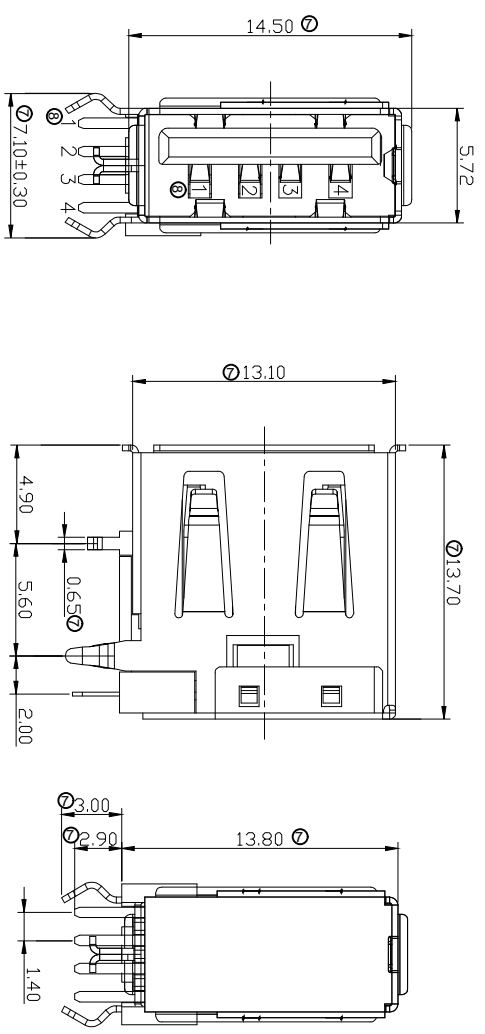


④ **USB2.0 COMPLIANT**



**NOTES:**

1. Material:
  - 1.1 Housing: PBT+30%GF UL94V-0, Color White
  - 1.2 Shell: Brass
  - 1.3 Contact :Brass
2. FINISH:
  - 2.1 Contact Area: Gold Flash
  - Solder Area: Tin Plated
  - Under: Ni Plated
3. MECHANICAL:
  - 3.1 Mating Force:3.57kgf Max.
  - 3.2 Unmating Force:1.02kgf Min
  - 3.3 Durability:1500 cycles Min
4. ELECTRICAL:
  - 4.1 Current Rating:1.5A
  - 4.2 Dielectric Strength:500V AC FOR 1 MINUTE
  - 4.3 Contact Resistance:30mΩ Max
  - 4.4 Insulation Resistance:1000 MΩ Min
- 5 Operating temperature: -55°C TO +85°C
- ⑥ For wave soldering temperature : 235°C±5°C for 5±1 sec
7. PACKING: Tray

**RoHS compliant**

Scale	2:1	⑧	Change the pin number sequence	08.10.2018	Xavier		Date	Name	Customer-No.
<b>TOLERANCE</b>		⑦	Change the pin number of PCB layout & Dimension	09.05.2014	Winnie	Drawn	60.02.2004	Hellwig	
X.X	±0.30	⑥	Correct the pin number of PCB layout	23.01.2014	Winnie	Approved	09.05.2014	Winnie	ASSMANN WSW-No. A-USB A-E/LP
X.XX	±0.20	⑤	Add wave solder information	18.09.2013	Winnie				Drawing-No. ASS 1413A CO
X.XXX	±0.10	④	Update	19.08.2013	Winnie				Replace rev08
DIM	TOL	③	Update	07.06.2013	Winnie				Sheet 1/1
X.X°	±3°								
X.XX°	±2°								
Angle	TOL		Modification						



1 2 3 4 5 6 7