


**SPDT REFLECTIVE SWITCH MODULE
 WITH TTL COMPATIBLE DRIVER
 0.5 TO 18.0 GHz**

FEATURES

- ◆ Broad Frequency Ranges
- ◆ Stripline Compatible
- ◆ Compact Outline
- ◆ Hermetic Package
- ◆ TTL Compatible


DESCRIPTION

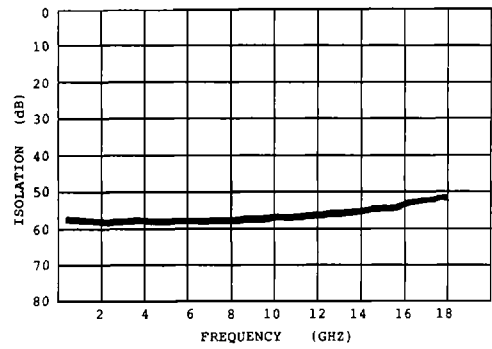
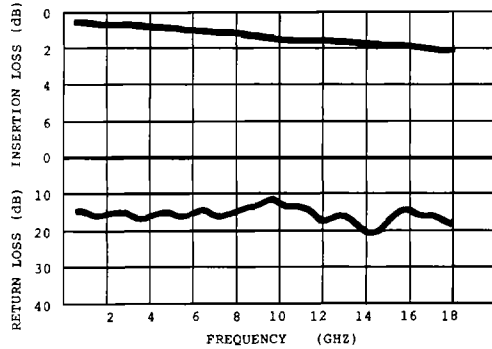
The ML 6530-200D Series of switch modules from M/A-COM Ltd offers high isolation and low insertion loss in a miniature stripline compatible package. All the switches have an integral TTL compatible driver, with fast switching or high power handling options available as standard. Control is by dual independent TTL inputs.

SPECIFICATIONS

Frequency Range (GHz)	Max Insertion Loss (dB)	Max VSWR	Min Isolation (dB)	Max Transition Time (ns)	Max Switching Speed (ns)	Max Peak Power (W)	Max CW Power (W)	Part Number
0.5 - 2.0	0.9	1.4	50	10	30	0.1	0.1	ML6533-201D
				50	250	1.0	0.5	ML6533-202D
2.0 - 6.0	1.3	1.6	55	10	30	0.1	0.1	ML6534-201D
				50	250	1.0	0.5	ML6534-202D
6.0 - 12.0	1.9	1.8	55	10	30	0.1	0.1	ML6535-201D
				50	250	1.0	0.5	ML6535-202D
12.0 - 18.0	2.3	2.0	50	10	30	0.1	0.1	ML6536-201D
				50	250	1.0	0.5	ML6536-202D
6.0 - 18.0	2.3	2.0	50	10	30	0.1	0.1	ML6537-201D
				50	250	1.0	0.5	ML6537-202D
0.5 - 18.0	2.3	2.0	50	10	30	0.1	0.1	ML6538-201D
				50	250	1.0	0.5	ML6538-202D

Typical Performance

ML6538-202D



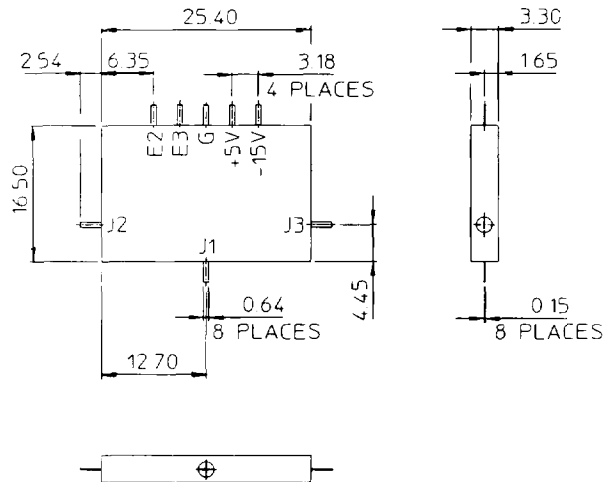
Outline Drawing

Third Angle Projection

All dimensions in mm

Tolerances X.X = ±0.5mm
X.XX = ±0.2mm

Material: Kovar/Glass with gold plate finish



NOTES:

- 1) J1 is RF common, J2, J3 are RF input/outputs.
- 2) Power supplies required +5V @ 70mA maximum, -15V @ 50mA maximum
- 3) E2, E3 are independent TTL control inputs. For each channel TTL Logic '0' is low loss, TTL Logic '1' is isolation. Single TTL control is available as an option, please contact the factory.
- 4) TTL Logic '0' is 0 to 0.8V, TTL Logic '1' is 2.0 to 5.5V
- 5) Transition time is defined as 10% to 90% detected RF
Switching speed is defined as 50% TTL to 90% detected RF
- 6) Case operating temperature -55°C to +85°C
- 7) Storage temperature -55°C to +125°C

This data sheet describes only a standard range of PIN diode switch modules available from M/A-COM Ltd. An extensive library of non standard devices backed by in-house design and engineering support is available to meet specialised customer requirements, please contact the factory for applications assistance.

All specifications subject to change without notice.

M/A-COM Ltd, Humphrys Road, Dunstable, Bedfordshire, LU5 4SX United Kingdom.

Europe: (44) 1344 869595

North America: 800 366 2266

Asia Pacific: (81) 3 3226 1671