

# SLCRO SERIES

## Lowest Noise Phase-Locked Resonator Oscillator


### ELECTRICAL SPECIFICATIONS

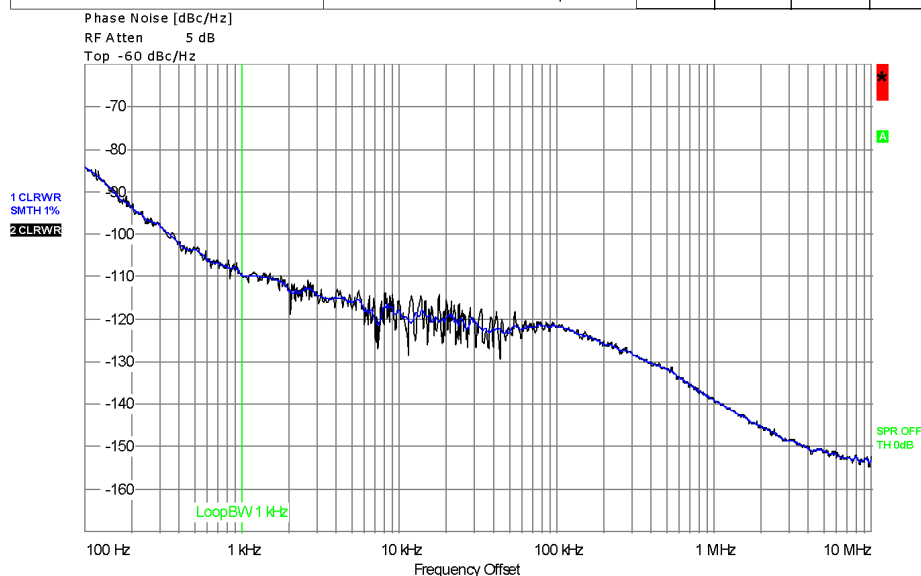
Output Frequency Range	125 MHz to 22 GHz Fundamental Outline up to 44 GHz with external multiplier		
Output Power	125 MHz to 18.5 GHz +13 dBm minimum 18.5 GHz to 22 GHz +10 dBm minimum Consult factory for multiplied frequencies		
Output Harmonics	125 MHz to 4.5 GHz	-20 dBc maximum	
	4.5 GHz to 22 GHz	-50 dBc maximum	
Output Spurious	-70 dBc maximum		
Phase Noise	See plots for typical; Performance Maximum Level at 12 GHz with 100 MHz reference noise required.		
	Output	Reference	
	100 Hz	-82 dBc/Hz	-130 dBc/Hz
	1 kHz	-107 dBc/Hz	-154 dBc/Hz
	10 kHz	-117 dBc/Hz	-165 dBc/Hz
	100 kHz	-118 dBc/Hz	-167 dBc/Hz
	1 MHz	-135 dBc/Hz	-167 dBc/Hz
	10 MHz	-152 dBc/Hz	Not Applicable
Input Reference Frequency Range	25 MHz to 200 MHz		
Input Impedance	50 Ohms		
Load VSWR	1.5 : 1 nominal		
DC Power	Current in mA at 8 Vdc Max (Typ) 455 (405mA)	Current in mA at 12 Vdc Max (Typ) 370 (320mA)	Current in mA at 15 Vdc Max (Typ) 340 (300mA)
Phase Lock Alarm	Pin 2 TTL Low in lock, TTL High out of lock Pin 3 TTL High in lock, TTL Low out of lock		



The Narda-MITEQ SLCRO Series Phase Locked source offers excellent phase noise and spurious performance in a 2.25" x 2.25" x 0.61" housing. The Single loop configuration provides near zero additive noise to very low noise reference inputs. Loop BW is generally set between 100 kHz to 200 kHz to utilize superior reference noise and the internal ultra-low noise oscillator. Available in fixed frequencies from 125 MHz to 22 GHz in fundamental outline and can operate to 44 GHz when assembled along with external multiplier (see outline information). The SLCRO can accept reference frequencies of 25 MHz up to 200 MHz and will operate on any DC input from +8 Vdc to +15 Vdc. Unlike the DLCRO the SLCRO output frequencies must be integer multiples of the reference frequency for output frequencies above 1 GHz.

### TYPICAL PHASE NOISE: 12.000 GHz 100 MHz EXTERNAL REFERENCE

	R&S FSUP 50 Signal Source Analyzer				UNLOCKED	
	Settings	Residual Noise [T2 w/o spurs]		Phase Detector +0 dB		
Signal Frequency:	11.999992 GHz	Int PHN (100.0 .. 10.0 M)	-63.9 dBc			
Signal Level:	10.43 dBm	Residual PM	51.522 m°			
Cross Corr Mode	Harmonic 1	Residual FM	661.671 Hz			
Internal Ref Tuned	Internal Phase Det	RMS Jitter	0.0119 ps			

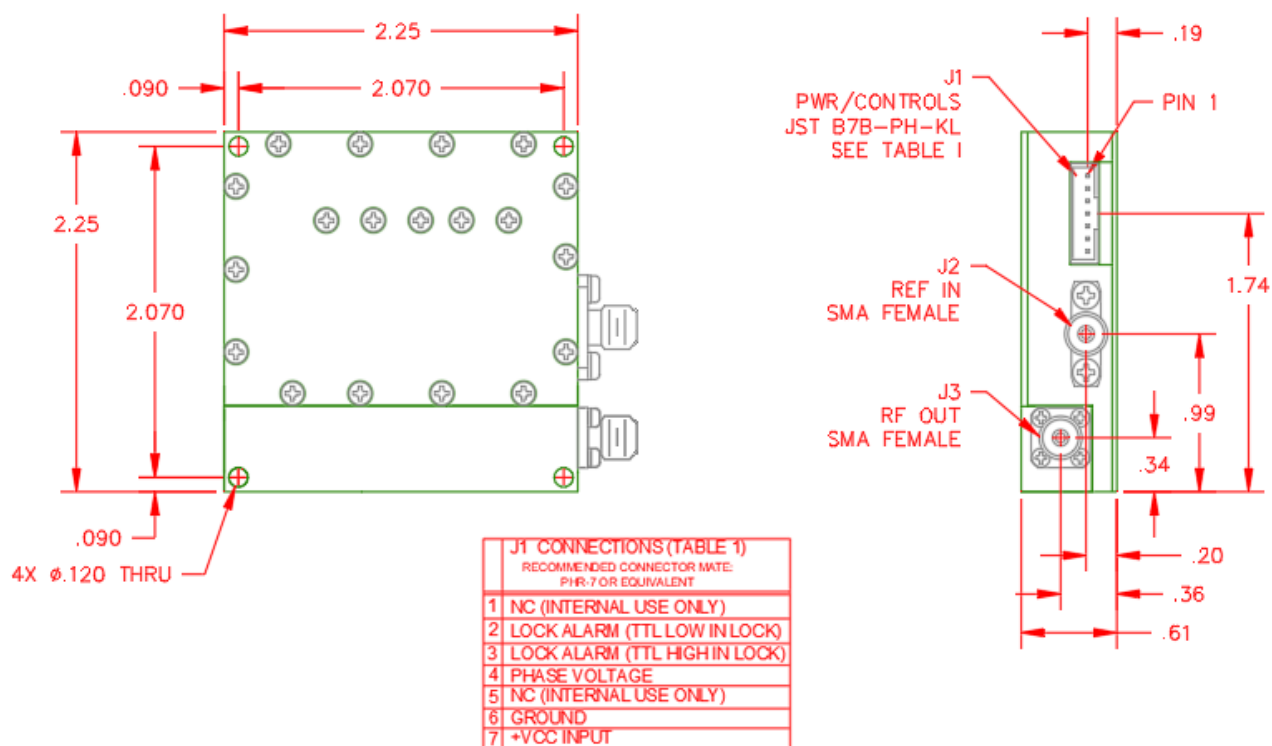


Measurement Aborted  
SLCRO-100-12000-12P NGC SN 2176196  
Date: 17. SEPT. 2020 14:59:04

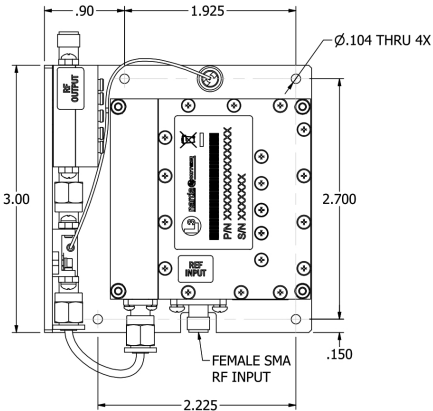
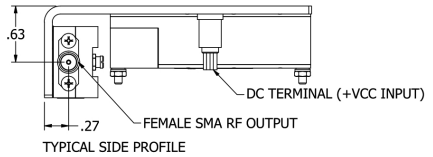
# MECHANICAL SPECIFICATIONS

	FUNDAMENTAL	MULTIPLIED
Outline Drawings	214799	218440
Mechanical Size	2.25" x 2.25" x 0.610"	3.00" x 3.00" x 1.03"
Weight	<100 Grams	<200 Grams
RF Connectors	SMA Female	SMA or K Female
DC Interface Connectors	7 Pin JST	7 Pin JST and Post
Mating Connectors	JST PHR-7	JST PHR-7 and Wire

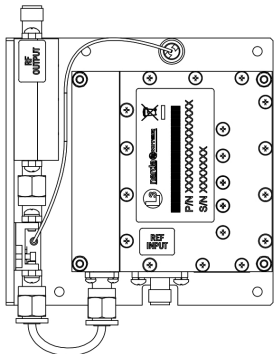
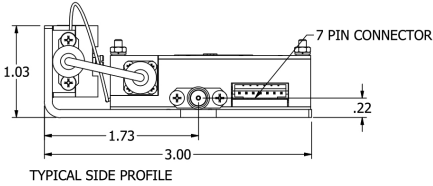
## SLCRO WITH EXTERNAL REFERENCE OUTLINE DRAWING 214799



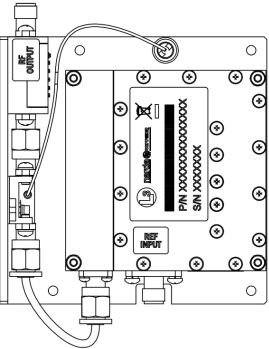
SLCRO WITH EXTERNAL MULTIPLIER  
OUTLINE DRAWING 218440



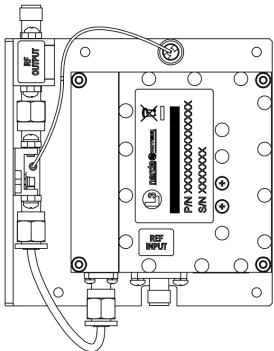
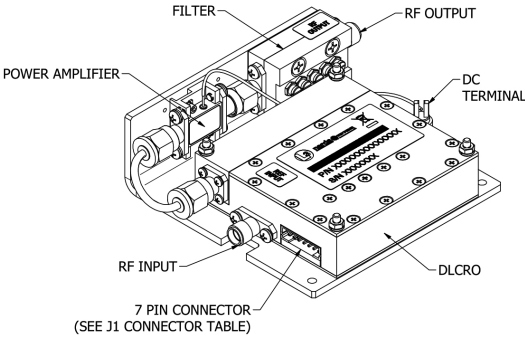
218440-1 7-13 GHz



218440-2 13-19 GHz



218440-3 19-26 GHz

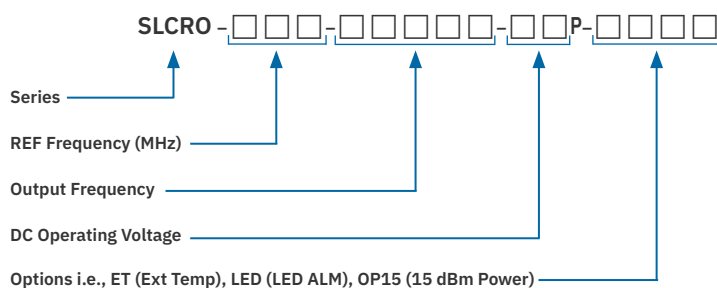


218440-4 26-40 GHz

J1 CONNECTIONS	
PIN	DESCRIPTION
1	NC (INTERNAL USE ONLY)
2	LOCK ALARM (TTL LOW IN LOCK)
3	LOCK ALARM (TTL HIGH IN LOCK)
4	PHASE VOLTAGE
5	NC (INTERNAL USE ONLY)
6	GND
7	+VCC INPUT

RECOMMENDED CONNECTOR MATE PHR-7 OR EQUIVALENT

## ORDERING INFORMATION



### Example Part Numbers:

- SLCRO-100-12000-8P Standard SLCRO, 100 MHz External Reference 12.0 GHz Out, 8 Volts DC
  - SLCRO-100-12000-8P-ET External Temp SLCRO, 100 MHz Reference 12.0 GHz Out, 8 Volts DC, -40°C to 75°C
  - SLCRO-100-12000-8P-LED Standard SLCRO with LED Alarm (Vcc in lock 0 Volts No Lock)
  - SLCRO-100-12000-8P-OP15, Minimum output power +15dBm
- Final options can be combined with extra dash No's, i.e., SLCRO-100-12000-8P-ET-OP15

## KEY FEATURES

- > High Performance in small outline
- > Industry Leading Phase Noise
- > Excellent Spurious
- > Superior Performance to Cost Ratio
- > 100% Burn-In, Temperature and Phase Pop Tested
- > Three Year Warranty

## ENVIRONMENTAL SPECIFICATIONS

Temperature	
Operating	-10°C to +60°C (see Note 1)
Storage	-50°C to +100°C
Humidity	95% at 40°C non-condensing
Shock (survival)	30g's, 10 mS pulse (see Note 2)
Vibration (survival)	20 Hz to 2000 Hz to 4g's rms (see Note 2)

### Notes:

- 1) Extended temperature ranges available, please consult sales engineering.
- 2) Very low G sensitivity models available, please consult sales engineering for performance and outlines.



### SLCRO Series

© 2021 L3Harris Technologies, Inc. | 08/2021

This material consists of Narda-MITEQ general capabilities information and does not contain controlled technical data as defined within the International Traffic in Arms (ITAR) Part 120.10 or Export Administration Regulations (EAR) Part 734.7-11. D-423-/08.10.21

Narda-MITEQ is an agile global aerospace and defense technology innovator, delivering end-to-end solutions that meet customers' mission-critical needs. The company provides advanced defense and commercial technologies across air, land, sea, space and cyber domains.

**narda**  **MITEQ**

435 Moreland Road  
Hauppauge, NY 11788  
t 631.231.1700 | f 631.231.1711  
componentsnm@nardamiteq.com