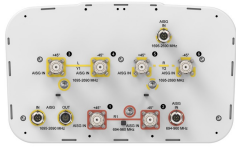


RVVPX310.11B-T2H



6-port sector antenna, 2x 694–960 and 4x 1695–2690 MHz, 65° HPBW, 3x RET with manual override and internal Bias-Tee's.

- Internal RET actuators are connected in SRET configuration, with dedicated AISG ports for each band
- Each port has an integrated bias tee, and each band has its own smart switch that automatically selects between bias tee or AISG inputs according to a predetermined priority table

General Specifications

Antenna Type	Sector
Band	Multiband
Color	Gray
Grounding Type	RF connector body grounded to reflector and mounting bracket
Performance Note	Outdoor usage Wind loading figures are validated by wind tunnel measurements described in white paper WP-112534-EN
Radome Material	Fiberglass, UV resistant
Radiator Material	Low loss circuit board
Reflector Material	Aluminum
RF Connector Interface	4.3-10 Female
RF Connector Location	Bottom
RF Connector Quantity, high band	4
RF Connector Quantity, low band	2
RF Connector Quantity, total	6

Remote Electrical Tilt (RET) Information

RET Interface	8-pin DIN Female 8-pin DIN Male
RET Interface, quantity	1 female 3 male
Input Voltage	10–30 Vdc
Internal Bias Tee	Port 1 Port 2 Port 3 Port 4 Port 5 Port 6
Internal RET	High band (2) Low band (1)
Power Consumption, idle state, maximum	2 W
Power Consumption, normal conditions, maximum	13 W
Protocol	3GPP/AISG 2.0 (Single RET)

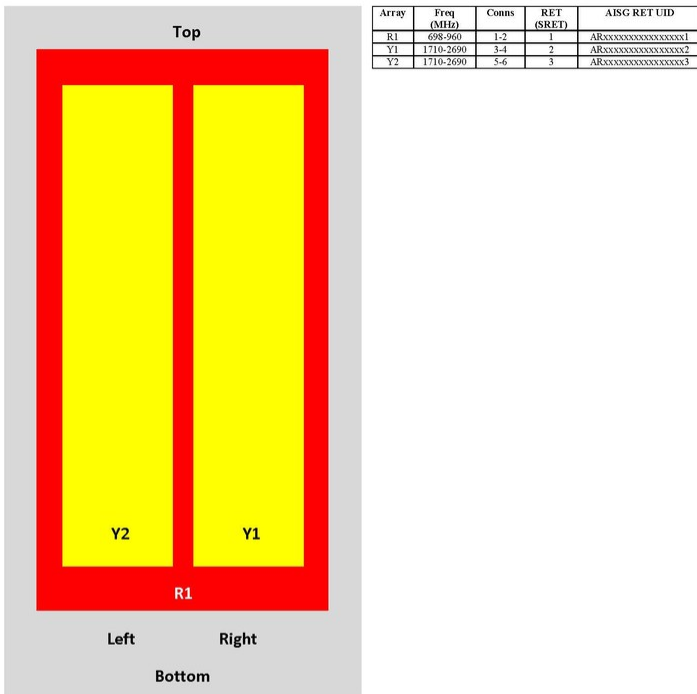
RVVPX310.11B-T2H

Dimensions

Width	350 mm 13.78 in
Depth	208 mm 8.189 in
Length	2533 mm 99.724 in
Net Weight, without mounting kit	33.2 kg 73.193 lb

Array Layout

RVVPX

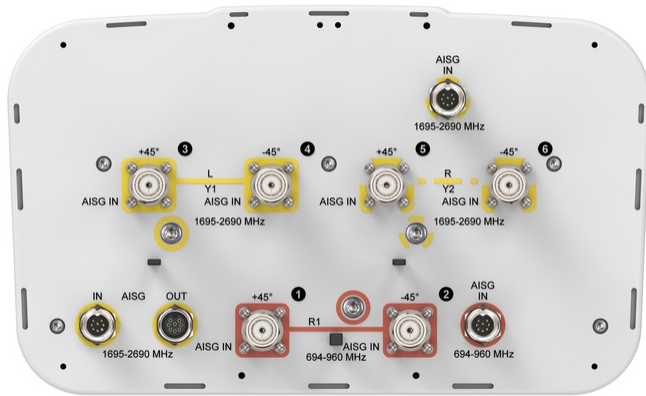


View from the front of the antenna

(Sizes of colored boxes are not true depictions of array sizes)

Port Configuration

RVVPX310.11B-T2H



Electrical Specifications

Impedance	50 ohm
Operating Frequency Band	1695 – 2690 MHz 694 – 960 MHz
Polarization	±45°
Total Input Power, maximum	1,000 W @ 50 °C

Electrical Specifications

Frequency Band, MHz	694–790	790–890	890–960	1695–1880	1850–1990	1920–2180	2300–2690
Gain, dBi	16.3	16.7	16.9	17.5	17.9	18.1	18.6
Beamwidth, Horizontal, degrees	69	67	64	62	60	62	61
Beamwidth, Vertical, degrees	10.1	8.9	8.2	7.6	7.1	6.6	5.5
Beam Tilt, degrees	0–10	0–10	0–10	0–10	0–10	0–10	0–10
USLS (First Lobe), dB	18	18	18	18	18	18	18
Null Fill, dB	-22	-22	-22	-22	-22	-22	-22
Front-to-Back Ratio at 180°, dB	29	32	31	33	42	38	39
Isolation, Cross Polarization, dB	28	28	28	30	30	30	30
Isolation, Inter-band, dB	30	30	30	30	30	30	30
VSWR Return loss, dB	1.5 14.0	1.5 14.0	1.5 14.0	1.5 14.0	1.5 14.0	1.5 14.0	1.5 14.0
PIM, 3rd Order, 2 x 20 W, dBc	-150	-150	-150	-150	-150	-150	-150
Input Power per Port at 50°C, maximum, watts	200	200	200	175	175	175	175

RVVPX310.11B-T2H

Electrical Specifications, BASTA

Frequency Band, MHz	694–790	790–890	890–960	1695–1880	1850–1990	1920–2180	2300–2690
Gain by all Beam Tilts, average, dBi	16	16.5	16.8	17.1	17.6	17.8	18.2
Gain by all Beam Tilts Tolerance, dB	±0.5	±0.2	±0.1	±0.4	±0.4	±0.3	±0.5
Gain by Beam Tilt, average, dBi	0° 16.0 5° 16.0 10° 15.9	0° 16.5 5° 16.5 10° 16.5	0° 16.9 5° 16.9 10° 16.8	0° 17.0 5° 17.1 10° 17.2	0° 17.6 5° 17.6 10° 17.6	0° 17.8 5° 17.8 10° 17.8	0° 18.3 5° 18.3 10° 18.1
Beamwidth, Horizontal Tolerance, degrees	±1	±1.1	±1.8	±2.5	±1.4	±2.5	±5.6
Beamwidth, Vertical Tolerance, degrees	±0.7	±0.4	±0.3	±0.4	±0.3	±0.5	±0.4
USLS, beampeak to 20° above beampeak, dB	18	18	18	18	18	18	18
Front-to-Back Total Power at 180° ± 30°, dB	26	26	25	27	29	27	29
CPR at Boresight, dB	15	16	16	19	20	21	20
CPR at Sector, dB	12	12	14	13	12	12	11

Mechanical Specifications

Wind Loading @ Velocity, frontal	445.0 N @ 150 km/h (100.0 lbf @ 150 km/h)
Wind Loading @ Velocity, lateral	379.0 N @ 150 km/h (85.2 lbf @ 150 km/h)
Wind Loading @ Velocity, maximum	942.0 N @ 150 km/h (211.8 lbf @ 150 km/h)
Wind Loading @ Velocity, rear	472.0 N @ 150 km/h (106.1 lbf @ 150 km/h)
Wind Speed, maximum	241 km/h 149.75 mph

Packaging and Weights

Width, packed	456 mm 17.953 in
Depth, packed	357 mm 14.055 in
Length, packed	2834 mm 111.575 in
Weight, gross	50 kg 110.231 lb

Regulatory Compliance/Certifications

Agency	Classification
CHINA-ROHS	Above maximum concentration value
ISO 9001:2015	Designed, manufactured and/or distributed under this quality management system
ROHS	Compliant/Exempted

RVVPX310.11B-T2H



Included Products

- T-029-GL-E – Adjustable Tilt Pipe Mounting Kit for 2.0"-4.5" (60-115mm) OD round members for panel antennas. Includes 2 clamp sets.

* Footnotes

Performance Note Severe environmental conditions may degrade optimum performance