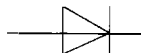


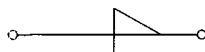
Schottky Diode

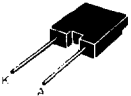

10-95 A



Type	V_{RRM}	I_{FAV} @ T_C	V_{FM} @ I_{FM}	E_{AS}	I_{AR}	I_{RM} @ V_{RWM}	T_J max.	Fig. No.	Package style
	V	A °C	V	mJ	A	mA	°C		
<p>The development of Schottky diodes chips in the voltage range of $V_{RRM} = 35 - 100$ V and for $I_{FAV} > 10$ A is in full gait. Beginning 1997 will be contained these diodes in the IXYS delivery program.</p> <p>For questions please contact our sales offices.</p>									

Brakeover Diodes



Type	V_{BO}	I_{BO} T_{VJ} 25°C	I_D 125°C	I_H T_K 25°C	V_H T_{VJ} 25°C	I_{AVM} ① 50°C	I_{SM} 50°C	dv/dt	R_{thJA}	Fig. No.	Package style
▶ New	V	mA	µA	mA	V	A	A	V/µs	°C/W		See outlines on page 41/45
▶ IXBOD 1-06	600	±50 V	≤15	20	30	4-8	0.9	200	>1000	60	Fig. 12 Weight = 0.8 g 
▶ IXBOD 1-08	800			0.8 x V_{BO}							
▶ IXBOD 1-10	1000										
▶ IXBOD 1-11	1100	±50 V	≤15	100	30	4-8	1.25	200	>1000	20	Fig. 79 Weight = 14 g 
▶ IXBOD 1-12	1200			0.8 x V_{BO}							
▶ IXBOD 1-13	1300										
▶ IXBOD 1-14	1400										
▶ IXBOD 1-15	1500										
▶ IXBOD 1-16	1600	±50 V	≤15	100	30	4-8	1.25	200	>1500	20	
▶ IXBOD 1-17	1700										
▶ IXBOD 1-18	1800										
▶ IXBOD 1-19	1900										
▶ IXBOD 1-20	2000										
▶ IXBOD 1-21	2100	±50 V	≤15	100	30	4-8	0.9	200	>2000	20	
▶ IXBOD 1-22	2200										
▶ IXBOD 1-23	2300										
▶ IXBOD 1-24	2400										
▶ IXBOD 1-25	2500										
▶ IXBOD 1-26	2600	±100 V	≤15	100	30	4-8	0.7	200	>2500	20	
▶ IXBOD 1-28	2800										
▶ IXBOD 1-30	3000										
▶ IXBOD 1-32	3200	±100 V	≤15	100	30	4-8	0.7	200	>3000	20	
▶ IXBOD 1-34	3400										
▶ IXBOD 1-36	3600	±100 V	≤15	100	30	4-8	0.7	200	>3500	20	
▶ IXBOD 1-38	3800										
▶ IXBOD 1-40	4000										
▶ IXBOD 1-42	4200										

①: Leads soldered on PCB board
 T_S and $T_{VJ} = -40 \dots +125$ °C
 Weight IXBOD 1-04 ... IXBOD 1-10 = 0.8 g. IXBOD 1-11 ... IXBOD 1-42 = 15 g