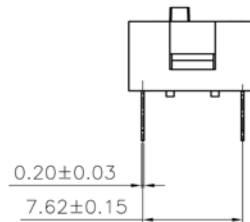
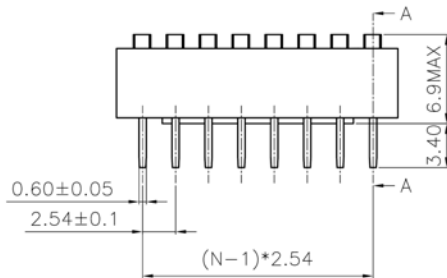


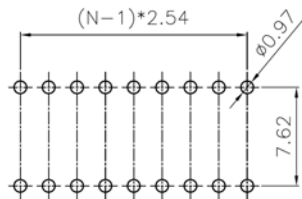
SECTION A-A

**SPECIFICATIONS**

Base Material: UL94V-0 Glass Fiber, Black  
 Cover Material: UL94V-0 PBT Glass Fiber  
 Actuator Material: UL94V-0 PBT Glass Fiber, White  
 Contact Material: Phosphor Bronze w/ 3 u" Gold (std)  
 Top Seal: Polyester Film  
 Potting Material: Epoxy



Dimensions	
Position	DIM A
2	6.64
3	9.18
4	11.72
5	14.2
6	16.8
7	19.34
8	21.88
9	24.42
10	26.96
12	32.04



RECOMMEND PCB LAYOUT(TOLERANCE=±0.05)

Series	Type	Positions	Contact Plating	Color
SWD	FXX	XX	XX	XX
Dip Switch	F01=Standard top actuator F02=Side Actuator F03=Right Angle	02-10, 12	TN=Tin GD3=3u" Gold GD30=30u" Gold	BK=Black BL=Blue RD=Red

**RoHS compliant**

Rev.	Description	Date	Approved	Drawing	Name	Date
				Approved	Howard	07/04/07
				Checked	Lizzy	07/04/07
				Drawn	Tina	07/04/07
				0.0 ± 0.35	0.00 ± 0.20	Angles ± 3'
				UNIT: mm		

**Central Components Manufacturing**  
 440 Lincoln Blvd., Middlesex, New Jersey 08846  
 Phone 732 469-5720 888 288-5152 Fax 732 469-1919

Part No.: **SWD-F01-XX-XX-XX**

Description: DIP Switch