

CNZ1110 (ON1110)

Photo Interrupter

For contactless SW, object detection

■ Overview

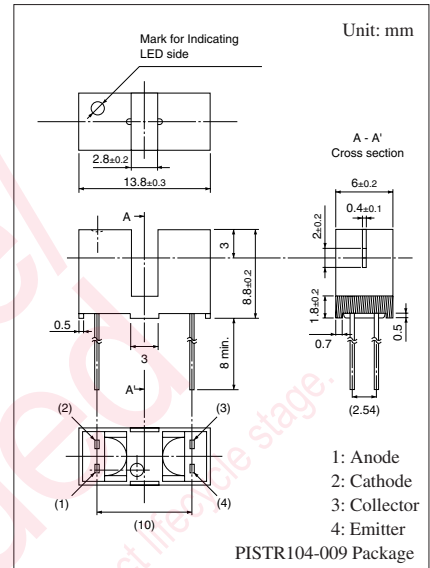
CNZ1110 is a photocoupler in which a high efficiency GaAs infrared light emitting diode is used as the light emitting element, and a high sensitivity phototransistor is used as the light detecting element. The two elements are arranged so as to face each other, and objects passing between them are detected.

■ Features

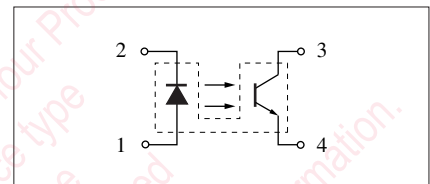
- Highly precise position detection: 0.3 mm
- Fast response t_r , $t_f = 6 \mu s$ (typ.)
- Small output current variation against change in temperature
- Small package used for saving mounting space

■ Absolute Maximum Ratings $T_a = 25^\circ C$

Parameter	Symbol	Rating	Unit
Input (Light emitting diode)	Reverse voltage	V_R	3 V
	Forward current	I_F	50 mA
	Power dissipation *1	P_D	75 mW
Output (Photo transistor)	Collector-emitter voltage (Base open)	V_{CEO}	30 V
	Emitter-collector voltage (Base open)	V_{ECO}	5 V
	Collector current	I_C	20 mA
	Collector power dissipation *2	P_C	100 mW
	Temperature	Operating ambient temperature	T_{opr}
Storage temperature		T_{stg}	-30 to +100 °C



Internal Connection



Note) *1: Input power derating ratio is 1.0 mW/°C at $T_a \geq 25^\circ C$.

*2: Output power derating ratio is 1.33 mW/°C at $T_a \geq 25^\circ C$.

■ Electrical-Optical Characteristics $T_a = 25^\circ C \pm 3^\circ C$

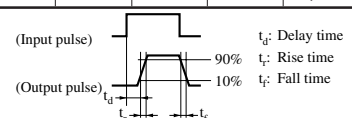
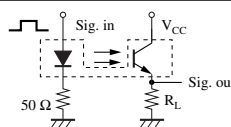
Parameter	Symbol	Conditions	Min	Typ	Max	Unit
Input characteristics	Forward voltage	V_F $I_F = 50 \text{ mA}$		1.2	1.5	V
	Reverse current	I_R $V_R = 3 \text{ V}$			10	μA
	Terminal capacitance	C_t $V_R = 0 \text{ V}, f = 1 \text{ MHz}$		50		pF
Output characteristics	Collector-emitter cutoff current (Base open)	I_{CEO} $V_{CE} = 10 \text{ V}$			200	nA
	Collector-emitter capacitance	C_C $V_{CE} = 10 \text{ V}, f = 1 \text{ MHz}$		5		pF
Transfer characteristics	Collector current *2	I_C $V_{CE} = 10 \text{ V}, I_F = 20 \text{ mA}$	0.3			mA
	Collector-emitter saturation voltage	$V_{CE(sat)}$ $I_F = 50 \text{ mA}, I_C = 0.1 \text{ mA}$			0.3	V
	Rise time *1	t_r $V_{CC} = 10 \text{ V}, I_C = 1 \text{ mA}, R_L = 100 \Omega$		6		μs
Fall time *1	t_f			6	μs	

Note) 1. Input and output are practiced by electricity.

2. This device is designed be disregarded radiation.

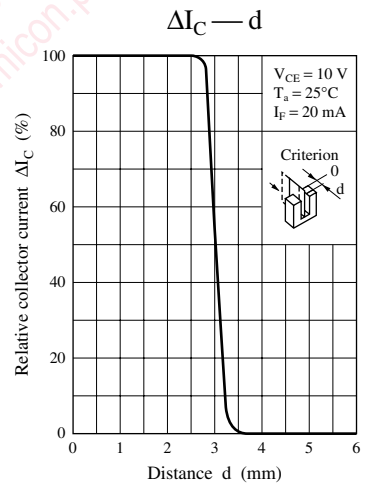
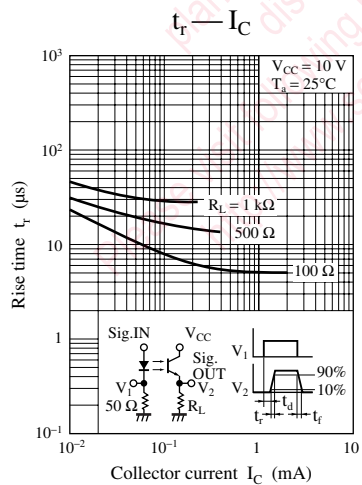
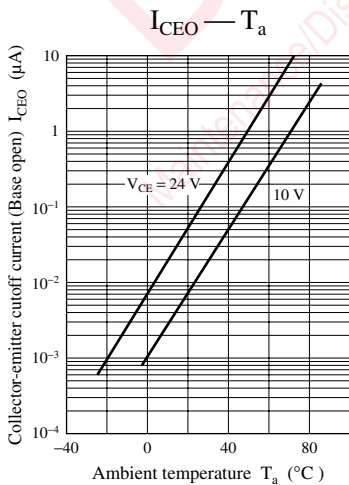
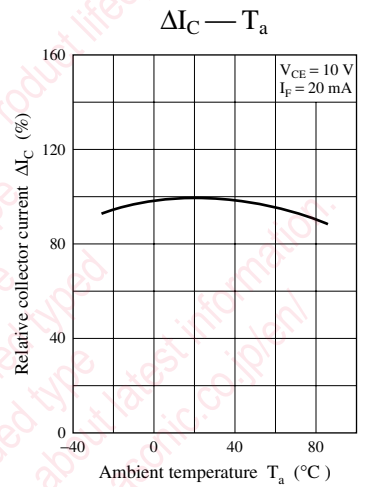
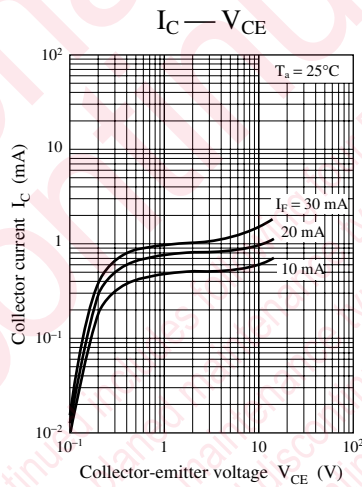
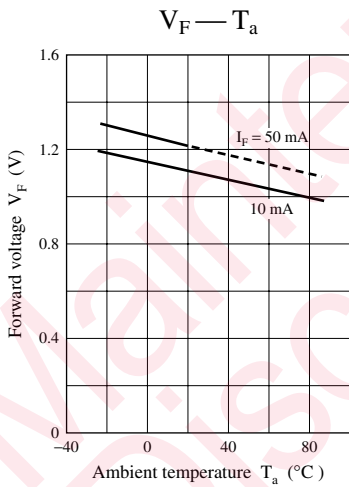
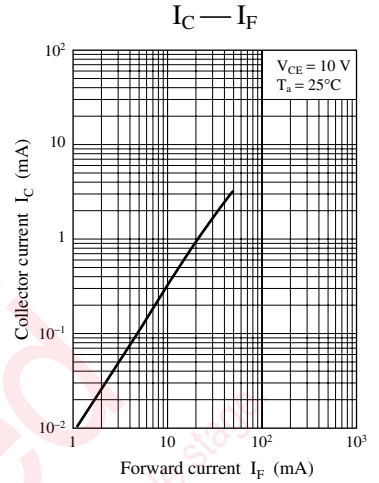
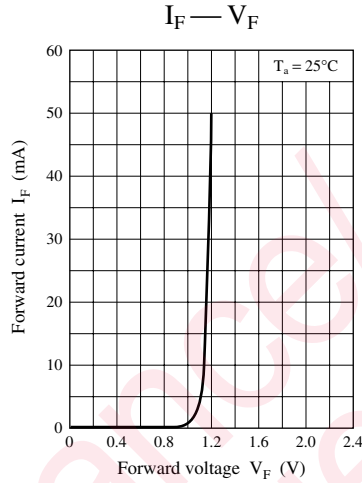
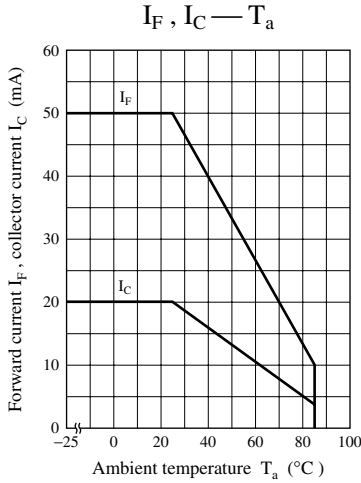
3. *1: Switching time measurement circuit

*2: Rank classification



Rank	Q	R	S
I_C (mA)	0.30 to 0.85	0.75 to 2.15	> 1.85

Note) The part number in the parenthesis shows conventional part number.



Caution for Safety

 **DANGER**

■ This product contains Gallium Arsenide (GaAs).

GaAs powder and vapor are hazardous to human health if inhaled or ingested. Do not burn, destroy, cut, cleave off, or chemically dissolve the product. Follow related laws and ordinances for disposal. The product should be excluded from general industrial waste or household garbage.

Request for your special attention and precautions in using the technical information and semiconductors described in this book

- (1) If any of the products or technical information described in this book is to be exported or provided to non-residents, the laws and regulations of the exporting country, especially, those with regard to security export control, must be observed.
- (2) The technical information described in this book is intended only to show the main characteristics and application circuit examples of the products, and no license is granted under any intellectual property right or other right owned by our company or any other company. Therefore, no responsibility is assumed by our company as to the infringement upon any such right owned by any other company which may arise as a result of the use of technical information described in this book.
- (3) The products described in this book are intended to be used for standard applications or general electronic equipment (such as office equipment, communications equipment, measuring instruments and household appliances).
Consult our sales staff in advance for information on the following applications:
 - Special applications (such as for airplanes, aerospace, automobiles, traffic control equipment, combustion equipment, life support systems and safety devices) in which exceptional quality and reliability are required, or if the failure or malfunction of the products may directly jeopardize life or harm the human body.
 - Any applications other than the standard applications intended.
- (4) The products and product specifications described in this book are subject to change without notice for modification and/or improvement. At the final stage of your design, purchasing, or use of the products, therefore, ask for the most up-to-date Product Standards in advance to make sure that the latest specifications satisfy your requirements.
- (5) When designing your equipment, comply with the range of absolute maximum rating and the guaranteed operating conditions (operating power supply voltage and operating environment etc.). Especially, please be careful not to exceed the range of absolute maximum rating on the transient state, such as power-on, power-off and mode-switching. Otherwise, we will not be liable for any defect which may arise later in your equipment.
 - Even when the products are used within the guaranteed values, take into the consideration of incidence of break down and failure mode, possible to occur to semiconductor products. Measures on the systems such as redundant design, arresting the spread of fire or preventing glitch are recommended in order to prevent physical injury, fire, social damages, for example, by using the products.
- (6) Comply with the instructions for use in order to prevent breakdown and characteristics change due to external factors (ESD, EOS, thermal stress and mechanical stress) at the time of handling, mounting or at customer's process. When using products for which damp-proof packing is required, satisfy the conditions, such as shelf life and the elapsed time since first opening the packages.
- (7) This book may be not reprinted or reproduced whether wholly or partially, without the prior written permission of Matsushita Electric Industrial Co., Ltd.

- If you have any inquiries or questions about this book or our semiconductor products, please contact one of our sales offices listed on the back or Semiconductor Company's Department.