




Flyback Transformers

For complete specifications see www.coilcraft.com



This list of dc-dc and off-line switching converter transformers are stocked for immediate delivery and may be sampled at no cost. They are organized by input and sorted by output. These transformers also operate well in applications with power levels other than those shown and at a wide range of frequencies. The nominal frequency and circuit reference are only provided as a guide.

A selection of flyback transformers designed as capacitor chargers and dc to ac inverters are shown on page 4.

If no transformer shown here meets your design criteria, consult Document 627 "Coilcraft Structured Design Guide for Switching Transformers" for a step-by-step guide to transformer design, or contact Coilcraft for assistance.

Part number	Power (W)	Output	Aux / bias	Nominal freq. (kHz)	Turns ratio		L at 0 A (µH)	DCR (Ohms)			Schem	Body size	Mtg	Designed for
					pri : sec	pri : aux / bias		pri	sec	aux / bias				
Wide input (4.5 – 70 Vdc)														
YA8779-BLD	6.0	5 V, 1.20	—	300	1 : 0.330	—	30	0.140	0.013	—	A	4	SM	TI LM5180-Q1
YA8916-BLD	4.6	15 V, 0.20 8 V, 0.20 A	—	300	1 : 1 1 : 0.52	—	30	0.360	0.695 0.392	—	B	4	SM	TI LM5180-Q1
YA8864-BLD	3.5	20 V, 0.10 5 V, 0.30 A	—	300	1 : 1.5 1 : 0.40	—	30	0.180	0.680 0.180	—	B	4	SM	TI LM5180-Q1
Telecom input (36 – 72 Vdc)														
B0226-EL	2.0	12 V, 167 mA 12 V, 3 mA	—	1000	1 : 0.36 1 : 0.36	—	120	0.364	0.248 0.248	—	B	2A	SM	On Semi NCP1030
POE30P-33L	3.0	3.3 V, 0.91 A	12 V, 20 mA	250	1 : 0.19	1 : 0.70	310	1.02	2.01	0.066	D	4	SM	PoE
C1590-AL	3.0	3.3 V, 0.91 A	12 V, 20 mA	250	1 : 0.19	1 : 0.70	310	1.02	2.01	0.066	D	4	SM	TI LM5070
POE30P-50L	3.0	5.0 V, 0.6 A	12 V, 20 mA	250	1 : 0.28	1 : 0.70	310	1.02	2.01	0.118	D	4	SM	PoE
C1591-AL	3.0	5.0 V, 0.6 A	12 V, 20 mA	250	1 : 0.28	1 : 0.70	310	1.02	2.01	0.118	D	4	SM	TI LM5070
POE30P-12L	3.0	12 V, 0.25 A	12 V, 20 mA	250	1 : 0.70	1 : 0.70	310	1.04	2.01	0.70	D	4	SM	PoE
C1592-AL	3.0	12 V, 0.25 A	12 V, 20 mA	250	1 : 0.70	1 : 0.70	310	1.04	2.01	0.70	D	4	SM	TI LM5070
POE60F-18L	6.0	1.8 V, 3.3 A	12 V, 20 mA	250	1 : 0.07	1 : 0.36	75	0.195	0.005	0.195	D	9	SM	PoE
POE60C-18L	6.0	1.8 V, 3.3 A	12 V, 20 mA	250	1 : 0.063	1 : 0.344	167	0.303	0.017	0.57	D	6	SM	PoE
POE60D-18L	6.0	1.8 V, 3.3 A	12 V, 20 mA	250	1 : 0.063	1 : 0.344	75	0.311	0.018	0.575	D	6	SM	PoE
POE60F-25L	6.0	2.5 V, 2.4 A	12 V, 20 mA	250	1 : 0.08	1 : 0.33	55	0.095	0.005	0.15	D	9	SM	PoE
POE60C-25L	6.0	2.5 V, 2.4 A	12 V, 20 mA	250	1 : 0.083	1 : 0.333	177	0.353	0.027	0.66	D	6	SM	PoE
POE60D-25L	6.0	2.5 V, 2.4 A	12 V, 20 mA	250	1 : 0.083	1 : 0.333	80	0.219	0.018	0.388	D	6	SM	PoE
POE60F-33L	6.0	3.3 V, 1.8 A	12 V, 20 mA	250	1 : 0.11	1 : 0.36	65	0.138	0.007	0.18	D	9	SM	PoE
POE60C-33L	6.0	3.3 V, 1.8 A	12 V, 20 mA	250	1 : 0.100	1 : 0.333	184	0.286	0.026	0.515	D	6	SM	PoE
POE60D-33L	6.0	3.3 V, 1.8 A	12 V, 20 mA	250	1 : 0.100	1 : 0.333	85	0.285	0.026	0.53	D	6	SM	PoE
POE60F-50L	6.0	5.0 V, 1.2 A	12 V, 20 mA	250	1 : 0.15	1 : 0.35	60	0.130	0.009	0.165	D	9	SM	PoE
POE60C-50L	6.0	5.0 V, 1.2 A	12 V, 20 mA	250	1 : 0.143	1 : 0.343	193	0.344	0.043	0.66	D	6	SM	PoE
POE60D-50L	6.0	5.0 V, 1.2 A	12 V, 20 mA	250	1 : 0.143	1 : 0.357	90	0.271	0.033	0.529	D	6	SM	PoE
POE60F-12L	6.0	12 V, 0.5 A	12 V, 20 mA	250	1 : 0.35	1 : 0.35	55	0.095	0.017	0.15	D	9	SM	PoE
POE60C-12L	6.0	12.0 V, 0.5 A	12 V, 20 mA	250	1 : 0.333	1 : 0.333	204	0.293	0.083	0.545	D	6	SM	PoE
POE60D-12L	6.0	12.0 V, 0.5 A	12 V, 20 mA	250	1 : 0.333	1 : 0.333	95	0.265	0.074	0.484	D	6	SM	PoE
A0009-AL	6.6	3.3 V, 3 A	24 V	100	1 : 0.333	1 : 1	100	0.15	0.15	0.012	D	13	SM	TI LM5000
POE70P-33L	7.0	3.3 V, 2.12 A	12 V, 20 mA	250	1 : 0.19	1 : 0.667	155	0.414	0.822	0.036	D	7	SM	PoE
C1587-AL	7.0	3.3 V, 2.12 A	12 V, 20 mA	10	1 : 0.19	1 : 0.667	155	0.414	0.822	0.036	D	7	SM	TI LM5070
POE70P-50L	7.0	5.0 V, 1.4 A	12 V, 20 mA	250	1 : 0.262	1 : 0.667	155	0.414	0.822	0.06	D	7	SM	PoE
C1588-AL	7.0	5.0 V, 1.4 A	12 V, 20 mA	10	1 : 0.262	1 : 0.667	155	0.414	0.822	0.06	D	7	SM	TI LM5070
POE70P-12L	7.0	12 V, 0.6 A	12 V, 20 mA	250	1 : 0.667	1 : 0.667	155	0.414	0.822	0.343	D	7	SM	PoE
C1589-AL	7.0	12 V, 0.6 A	12 V, 20 mA	10	1 : 0.667	1 : 0.667	155	0.414	0.822	0.343	D	7	SM	TI LM5070
D1766-AL	10	3.3 V, 5 A 2.5 V, 1.5 A 1.8 V, 2.5 A	—	200	1 : 0.104 1 : 0.042 1 : 0.042	—	221	0.420	0.065 0.015 0.030	—	C	14	SM	Linear LTC4267
FA2671-AL	10	3.3 V, 3 A	—	400	1 : 0.33	—	40	0.098	0.062	—	A	7	SM	Silicon Labs Si3401, Si3402
FA2519-AL	10	3.3 V, 3.3 A	10 V, 20 mA	250	1 : 0.20	1 : 0.60	55	0.026	0.026	0.388	D	14	SM	TI LM5071, LM5072
FA2672-AL	10	5 V, 2 A	—	400	1 : 0.40	—	40	0.098	0.045	—	A	7	SM	Silicon Labs Si3401, Si3402
C1048-AL	10	5 V, 2 A	15 V, 0.2 A	250	1 : 0.12	1 : 0.47	94	0.210	0.010	0.453	D	9	SM	Linear LT1725
FA2732-AL	10	12 V, 0.83A	—	400	1 : 1	—	40	0.098	0.156	—	A	7	SM	Silicon Labs Si3401, Si3402



Flyback Transformers

Part number	Power (W)	Output	Aux / bias	Nominal freq. (kHz)	Turns ratio		L at 0 A (µH)	DCR (Ohms)			Schem	Body size	Mtg	Designed for
					pri : sec	pri : aux / bias		pri	sec	aux / bias				
Telecom input (36 – 72 Vdc) continued														
POE13F-18L	13	1.8 V, 7.2 A	12 V, 20 mA	250	1 : 0.07	1 : 0.36	45	0.195	0.005	0.195	D	9	SM	PoE
POE13F-25L	13	2.5 V, 5.2 A	12 V, 20 mA	250	1 : 0.08	1 : 0.33	35	0.095	0.005	0.150	D	9	SM	PoE
POE13F-33L	13	3.3 V, 3.9 A	12 V, 20 mA	250	1 : 0.11	1 : 0.36	40	0.138	0.007	0.180	D	9	SM	PoE
POE13P-33L	13	3.3 V, 4.0 A	12 V, 20 mA	250	1 : 0.166	1 : 0.50	127	0.255	0.310	0.024	D	8	SM	PoE
POE13F-50L	13	5.0 V, 2.6 A	12 V, 20 mA	250	1 : 0.15	1 : 0.35	40	0.130	0.009	0.165	D	9	SM	PoE
POE13P-50L	13	5.0 V, 2.6 A	12 V, 20 mA	250	1 : 0.25	1 : 0.50	127	0.222	0.348	0.039	D	8	SM	PoE
DA2362-AL	13	5.0 V, 2.6 A	12 V, 20 mA	250	1 : 0.25	1 : 0.594	127	0.222	0.039	0.405	D	8	SM	Freescale MC34670
GA3372-AL	13	5.0 V, 2.6 A	10 V, 20 mA	250	1 : 0.25	1 : 0.50	102	0.185	0.0175	0.270	D	8	SM	TI LM5015
POE13F-12L	13	12 V, 1.1 A	12 V, 20 mA	250	1 : 0.35	1 : 0.35	35	0.095	0.017	0.150	D	9	SM	PoE
POE13P-12L	13	12 V, 1.08 A	12 V, 20 mA	250	1 : 0.50	1 : 0.50	127	0.199	0.308	0.065	D	8	SM	PoE
POE13F-19L	13	19.5 V, 0.67 A	12 V, 20 mA	250	1 : 0.57	1 : 0.35	37	0.085	0.025	0.385	D	9	SM	PoE
POE13P-19L	13	19.5 V, 0.67 A	12 V, 20 mA	250	1 : 0.567	1 : 0.50	127	0.290	0.355	0.066	D	8	SM	PoE
POE13F-24L	13	24 V, 0.54 A	12 V, 20 mA	250	1 : 0.67	1 : 0.33	37	0.086	0.049	0.370	D	9	SM	PoE
POE13P-24L	13	24 V, 0.54 A	12 V, 20 mA	250	1 : 0.667	1 : 0.50	127	0.255	0.315	0.067	D	8	SM	PoE
B0695-AL	15	3.3 V, 4.5 A	12 V	10	1 : 0.23	1 : 0.69	110	0.133	0.004	0.656	D	14	SM	TI LM5020
C1023-AL	15	3.3 V, 4.5 A	24 V	10	1 : 0.19	1 : 0.69	110	0.139	0.005	0.656	D	14	SM	TI LM5070
FA2924-AL	15	3.3 V, 4.5 A	—	350	1 : 0.31	—	40	0.1	0.025	—	A	8	SM	Silicon Labs Si3401, Si3402
FA2805-CL	15	5.0 V, 3 A	—	350	1 : 0.40	—	40	0.108	0.04	—	A	8	SM	Silicon Labs Si3401, Si3402
FA2925-AL	15	12 V, 1.25 A	—	350	1 : 1	—	40	0.1	0.155	—	A	8	SM	Silicon Labs Si3401, Si3402
POE300F-33L	30	3.3 V, 9 A	12 V, 20 mA	250	1 : 0.09	1 : 0.33	42	0.060	0.037	0.195	D	14	SM	PoE plus
POE300F-50L	30	5.0 V, 6 A	12 V, 20 mA	250	1 : 0.14	1 : 0.33	42	0.060	0.055	0.195	D	14	SM	PoE plus
POE300F-12L	30	12 V, 2.5 A	12 V, 20 mA	250	1 : 0.33	1 : 0.33	42	0.070	0.0023	0.220	D	14	SM	PoE plus
A9967-AL	30	15 V, 2 A	12 V, 20 mA	100	1 : 0.67	1 : 0.33	90	0.135	0.0225	0.045	D	14	SM	Linear LT1726
MA5475-AL	30	15 V, 2 A	12 V, 20 mA	100	1 : 0.24	1 : 0.20	180	0.21	0.016	0.185	D	16	SM	Maxim MAX17595
POE300F-19L	30	19.5 V, 1.5 A	12 V, 20 mA	250	1 : 0.56	1 : 0.33	42	0.069	0.005	0.225	D	14	SM	PoE plus
POE300F-24L	30	24 V, 1.25 A	12 V, 20 mA	250	1 : 0.67	1 : 0.33	42	0.061	0.015	0.195	D	14	SM	PoE plus
Telecom input (36 – 57 Vdc)														
PA595-AL	3.0	3.3 V, 0.9 A	12 V, 20 mA	250	1 : 0.14	1 : 0.465	310	1.14	0.025	1.58	F	4	SM	TI TPS23753A
C1453-AL	5.0	3.3 V, 1.5 A	10 V	1000	1 : 0.166	1 : 0.5	50	0.185	0.015	0.385	D	3	SM	TI PMP717
DA2062-AL	6.6	3.3 V, 2 A	14 V	400	1 : 0.1	1 : 0.4	120	0.475	0.0065	0.181	E	5	SM	Power Integrations DPA423G
HA3801-AL	10	3.3 V, 3 A	10 V, 20 mA	125	1 : 0.154	1 : 0.5	166.5	0.735	0.0225	0.985	F	9	SM	TI TPS23753
HA3802-BL	10	5.0 V, 2 A	10 V, 20 mA	125	1 : 0.25	1 : 0.444	150	0.52	0.0275	0.560	F	9	SM	TI TPS23753
NA6223-AL	10	5.0 V, 2 A	10 V, 10 mA	1	1 : 0.167	1 : 0.361	180	0.33	0.0135	0.230	F	9	SM	TI TPS23753A
PA6340-AL	10	5.0 V, 2 A	10 V, 20 mA	1	1 : 0.167	1 : 0.361	133	0.33	0.0135	0.230	F	9	SM	TI TPS23753A
HA3803-BL	10	12 V, 0.83 A	10 V, 20 mA	125	1 : 0.5	1 : 0.5	166.5	0.76	0.103	0.475	F	9	SM	TI TPS23753
CX9628-AL	12	5 V, 2.5 A	—	100	1 : 0.20	1 : 0.25	43.7	0.095	0.009	0.094	D	8	SM	MPS MP8007
CX9629-AL	12	12 V, 1.0 A	—	100	1 : 0.45	1 : 0.25	42.9	0.10	0.02	0.10	D	8	SM	MPS MP8007
CX9642-AL	30	5.0 V, 6 A	14.5 V, 25 mA	220	1 : 0.136	1 : 0.409	70.0	0.08	0.0027	0.36	D	14	SM	Si3406, Si34601, Si34062
CX9649-AL	12	24 V, 0.5 A	—	100	1 : 0.90	1 : 0.25	45.3	0.10	0.09	0.10	D	8	SM	MPS MP8007
HA3905-CL	12.5	5 V, 2.5 A	12 V, 20 mA	250	1 : 0.267	1 : 0.735	27	0.71	0.015	0.385	J	8	SM	Microsemi UC3844
GA3271-AL	13	10 V, 1.0 A	15 V, 20 mA	275	1 : 0.457	1 : 0.571	117.5	0.201	0.06	0.335	D	9	SM	Maxim MAX5941B
C1495-AL	13	3.3 V, 4.0 A	12 V, 20 mA	250	1 : 0.166	1 : 0.50	127	0.255	0.31	0.024	D	8	SM	TI LM5070
C1585-AL	13	5.0 V, 2.6 A	12 V, 20 mA	250	1 : 0.25	1 : 0.50	127	0.222	0.348	0.039	D	8	SM	TI LM5070
C1586-AL	13	12 V, 1.08 A	12 V, 20 mA	250	1 : 0.50	1 : 0.50	127	0.199	0.308	0.065	D	8	SM	TI LM5070
FA2706-BL	20	3.3 V, 6 A	10 V	250	1 : 0.147	1 : 0.412	77.8	0.155	0.008	0.382	F	11	SM	STMicro PM8800
FA2707-BL	20	5 V, 4 A	10 V	250	1 : 0.206	1 : 0.412	77.8	0.155	0.019	0.380	F	11	SM	STMicro PM8800
NA5730-AL	22.5	5 V, 4.5 A	12 V, 20 mA	250	1 : 0.125	1 : 0.29	62	0.107	0.004	0.122	F	14	SM	TI TPS23751/2
JA4372-AL	25	3.3 V, 7.6 A	11.2 V, 20 mA	250	1 : 0.08	1 : 0.28	75	0.143	0.0045	0.072	F	14	SM	TI TPS23754
JA4387-AL	25	12 V, 2.08 A	11.2 V, 20 mA	250	1 : 0.25	1 : 0.25	75	0.077	0.0098	0.096	F	14	SM	TI TPS23754
JA4456-DL	25	5 V, 5 A	12 V, 20 mA	250	1 : 0.182	1 : 0.409	70	0.070	0.0043	0.310	D	14	SM	TI TPS23752
GA3568-DL	30	3.3 V, 9.1 A	5 V, 20 mA	300	1 : 0.167	1 : 0.29	60	0.132	0.0055	0.220	F	14	SM	Akros AS1135
TA7818-AL	51	12 V, 4.25 A	13 V, 30 mA	250	1 : 0.5	1 : 0.6	22.4	0.024	0.008	0.130	D	16	SM	Microsemi PD70211
Telecom input (42 – 57 Vdc)														
JA4173-AL	20	3.3 V, 6 A	10 V, 20 mA	250	1 : 0.156	1 : 0.50	100	0.211	0.0060	0.404	D	8	SM	STMicro PM8803
HA3691-AL	20	5 V, 4 A	10 V, 20 mA	250	1 : 0.25	1 : 0.469	100	0.185	0.0085	0.340	D	8	SM	STMicro PM8803
Telecom extended input (10 – 57 Vdc)														
HA3585-BL	13	3.3 V, 3.9 A	5 V, 20 mA	300	1 : 0.29	1 : 0.43	40	0.140	0.014	0.220	F	9	SM	Akros AS1113
HA3586-BL	13	5.0 V, 2.6 A	5 V, 20 mA	300	1 : 0.36	1 : 0.43	40	0.140	0.024	0.230	F	9	SM	Akros AS1113
MA5281-BL	15	12 V, 1.25 A	11.5 V, 15 mA	250	1 : 0.57	1 : 0.57	45	0.060	0.058	0.370	F	14	SM	TI TPS23756
HA3809-AL	30	3.3 V, 9.1 A	5 V, 20 mA	300	1 : 0.176	1 : 0.29	30	0.042	0.010	0.165	F	14	SM	Akros AS1135
Telecom extended input (14 – 60 Vdc)														
DA2257-AL	11.6	3.3 V, 2 A 5.0 V, 1 A	10 V, 50 mA	250	1 : 0.167 1 : 0.28	1 : 0.5	35	0.062	0.010 0.018	0.225	G	8	SM	TI LM5071
Telecom extended input (16 – 32 Vdc)														
FA2636-AL	5.0	5.0 V, 1 A	7.5 V	250	1 : 0.25	1 : 0.38	160	0.225	0.340	0.078	D	8	SM	TI LM5001
Telecom extended input (18 – 57 Vdc)														
FA2677-AL	25	3.3 V, 7.5 A	11 V, 20 mA	250	1 : 0.12	1 : 0.41	50	0.260	0.0026	0.328	D	14	SM	TI LM5072
FA2898-AL	25	5.0 V, 5 A	11 V, 20 mA	250	1 : 0.18	1 : 0.41	50	0.260	0.004	0.315	D	14	SM	TI LM5072
FA2899-AL	25	9 V, 2.8 A	11 V, 20 mA	250	1 : 0.35	1 : 0.41	50	0.260	0.013	0.315	D	14	SM	TI LM5072
FA2900-AL	25	12 V, 2.1 A	11 V, 20 mA	250	1 : 0.47	1 : 0.41	50	0.260	0.020	0.315	D	14	SM	TI LM5072
FA2901-AL	25	15 V, 1.7 A	11 V, 20 mA	250	1 : 0.59	1 : 0.41	50	0.260	0.037	0.305	D	14	SM	TI LM5072
A9967-AL	30	15 V, 2 A	1.25 V	100	1 : 0.667	1 : 0.50	10	0.015	0.0225	0.045	B	14	SM	Linear LT1725



www.coilcraft.com

US +1-847-639-6400 sales@coilcraft.com
 UK +44-1236-730595 sales@coilcraft-europe.com
 Taiwan +886-2-2264 3646 sales@coilcraft.com.tw
 China +86-21-6218 8074 sales@coilcraft.com.cn
 Singapore + 65-6484 8412 sales@coilcraft.com.sg

Document 651-2 Revised 11/12/18

© Coilcraft Inc. 2018

This product may not be used in medical or high risk applications without prior Coilcraft approval. Specification subject to change without notice. Please check web site for latest information.



Flyback Transformers

Part number	Power (W)	Output	Aux / bias output	Nominal freq. (kHz)	Turns ratio		L at 0 A (µH)	DCR (Ohms)			Schem	Body size	Mtg	Designed for
					pri : sec	pri : aux / bias		pri	sec	aux / bias				
Telecom extended input (18 – 72 Vdc)														
C1154-BL	2.2	3.3 V, 0.2 A 2.5 V, 0.6 A	15 V / 5 V	275	1 : 0.10 1 : 0.075	1 : 0.425	255	0.335	0.200 0.017	0.745	G	9	SM	Maxim MAX5941A
C1099-AL	8.3	3.3 V, 2.5 A	14 V	275	1 : 0.13	1 : 0.57	133	0.283	0.013	0.480	B	9	SM	Maxim MAX5941A
C1173-AL	10	3.3 V, 3 A	10 V / 5.6 V	100	1 : 0.15	1 : 0.5	166.5	0.770	0.020	1.120	F	9	SM	TI TPS23750
C1174-AL	10	5.0 V, 2 A	10 V / 7.5 V	100	1 : 0.20	1 : 0.44	150.0	0.515	0.023	0.880	F	9	SM	TI TPS23750
GA3562-BL	10	12 V, 0.83 A	10 V / 7.5 V	100	1 : 0.50	1 : 0.50	150.0	0.740	0.10	0.456	F	9	SM	TI TPS23750
Telecom extended input (24 – 60 Vdc)														
DA2383-AL	13	3.3 V, 4 A	10 V, 0.05 A	250	1 : 0.16	1 : 0.50	127	0.255	0.012	0.310	D	8	SM	TI LM5071
2 – 8 Vdc input														
NA5743-AL	7 – 12	30 – 80 V	—	150	1 : 4	—	4.0	0.012	0.500	—	A	7	SM	Linear LT8584
NA6252-AL	7 – 12	9 – 36 V	—	150	1 : 1.33	—	4.0	0.010	0.053	—	A	7	SM	Linear LT8584
NA5920-AL	7 – 12	100 – 400 V	—	150	1 : 24	—	4.0	0.013	5.15	—	A	7	SM	Linear LT8584
2.9 – 32 Vdc input														
TA7608-AL	2	5 V, 0.4 A	—	100	1 : 4	—	2.0	0.033	0.105	—	A	2A	SM	Silicon Labs DC-DC Converter
TA7618-AL	2	5 V, 0.4 A	—	100	1 : 4	—	2.0	0.031	0.185	—	A	2B	SM	Silicon Labs DC-DC Converter
NA5889-AL	12	12 V, 1 A	—	200	1 : 0.833	—	12	0.03	0.0195	—	A	8	SM	TI 55340
3.3 Vdc input														
DA2420-AL	1.2	12 V, 0.1 A	—	100	1 : 2	—	330	0.0195	5.92	—	A	14	SM	ST Micro STE12PS
DA2421-AL	1.2	12 V, 0.1 A	—	100	1 : 3	—	330	0.442	14.145	—	A	14	SM	ST Micro STE12PS
4 – 6 Vdc input														
S6057-AL	4.5	5.0 V / 0.9 A	—	100	1 : 1	—	47	0.065	0.065	—	A	15	SM	TI LM258X (T7)
S6000-AL	4.5	5.0 V / 0.9 A	—	100	1 : 1	—	47	0.065	0.042	—	A	18	TH	TI LM258X (T7)
Q4435-BL	8	5.0 V, 1.6 A	—	100	1 : 1	—	22	0.020	0.250	—	A	15	SM	TI LM258X (T1)
Q434-BL	8	5.0 V, 1.6 A	—	100	1 : 1	—	22	0.028	0.280	—	A	18	TH	TI LM258X (T1)
Q4436-BL	8.4	12 V, 0.35 A -12 V, 0.35 A	—	100	1 : 2.5 1 : 2.5	—	22	0.025	0.230 0.250	—	B	15	SM	TI LM258X (T2)
Q4337-BL	8.4	12 V, 0.35 A -12 V, 0.35 A	—	100	1 : 2.5 1 : 2.5	—	22	0.03	0.320 0.320	—	B	18	TH	TI LM258X (T2)
4.5 – 8.5 Vdc input														
FA2469-AL	4.0	-48 V, 0.083 A	—	125	1 : 16	—	19	0.036	16.5	—	A	4	SM	STMicro STLC3075
5 – 20 Vdc input														
CX9721-AL		5 V, 0.25 A	5 V, 2 mA	100	1 : 1	1 : 1	10	0.08	0.08	0.08	D	2B	SM	TI TPS61046 Boost Converter
5 – 24 Vdc input														
HA3994-AL		5 V, 3.6 A 15 V, 1.2 A -15 V, 1.2 A	—	100	1 : 0.5 1 : 1.5 1 : 1.5	—	7.5	0.018	0.020 0.031 0.031	—	C	16	SM	Linear LT3751
6 – 32 Vdc input														
PA6582-AL	39	54 V, 0.6 A	—	150	1 : 5	1 : 1	9.0	0.010	0.162	0.131	D	16	SM	TI PMP 20588
7 – 24 Vdc input														
UA7902-AL	2	5 V, 0.4 A	—	250	3 : 1	—	25	0.075	0.106	—	A	2B	SM	Silicon Labs DC-DC Converter
TA7788-AL	2.13	15 V, 0.13 A 9 V, 0.02 A	—	250	1 : 1.25 1 : 0.75	—	25	0.490	0.730 0.492	—	B	2B	SM	Silicon Labs DC-DC Converter
8 – 18 Vdc input														
NA6264-AL	48	48 V, 1.0 A	9.0 V, 20 mA	300	1 : 6	1 : 1.5	2.56	0.0065	0.110	0.130	D	16	SM	TI PMP7899
UA7962-AL	81	54 V, 1.5 A	20 mA	300	1 : 2	1 : 0.5	10	0.005	0.038	0.051	D	23	TH	TI PMP20058
8 – 28 Vdc input														
WA8417-AL	4.5	15 V, 0.3 A	—	400	1 : 2	—	47	0.185	0.37	—	A	9	SM	TI PMP30227
8.5 – 12 Vdc input														
FA2470-AL	4.0	-48 V, 0.083 A	—	125	1 : 8	—	19	0.036	7.920	—	A	4	SM	STMicro STLC3075
9 – 20 Vdc input														
IFLY0012L	4.1	24 V, 0.17 A 72 V, 0.17 A	—	600	1 : 3 1 : 9	—	6.0	0.021	0.690 2.070	—	C	10	SM	Intersil ISL6401
10 – 14 Vdc input														
GA3431-BL	5.0	3.3 V, 1.5 A	3.3 V, 20 mA	250	1 : 0.14	1 : 0.14	25	0.090	0.005	0.070	D	7	SM	
GA3430-BL	5.0	5.0 V, 1.0 A	5.0 V, 20 mA	250	1 : 0.20	1 : 0.20	25	0.090	0.015	0.095	D	7	SM	
18 – 36 Vdc input														
MA5237-AL	7.5	5.0 V, 1.5 A	2.5 V, 20 mA	500	1 : 0.5	1 : 0.25	60	0.11	0.035	0.17	D	11	SM	Maxim MAX17498B
Q4437-BL	15.0	5.0 V, 1.8 A 12 V, 0.25 A -12 V, 0.25 A	—	100	1 : 0.5 1 : 1.167 1 : 1.167	—	55	0.110	0.035 0.300 0.320	—	C	15	SM	TI LM258X (T5)
Q4338-BL	15.0	5.0 V, 1.8 A 12 V, 0.25 A -12 V, 0.25 A	—	100	1 : 0.5 1 : 1.167 1 : 1.167	—	66	0.090	0.039 0.580 0.600	—	C	18	TH	TI LM258X (T5)
Q4438-BL	15.1	12 V, 0.63 A -12 V, 0.63 A	—	100	1 : 1.2 1 : 1.2	—	65	0.065	0.150 0.150	—	B	15	SM	TI LM258X (T6)
Q4339-BL	15.1	12 V, 0.63 A -12 V, 0.63 A	—	100	1 : 1.2 1 : 1.2	—	66	0.090	0.200 0.240	—	B	18	TH	TI LM258X (T6)
CU8758-AL	20.0	24 V, 0.833 A	—	100	1 : 1.85	—	33	0.030	0.041	—	A	20	TH	Maxim MAX17597
Q4344-BL	33.0	12 V, 0.75 A	—	100	1 : 0.35	—	85	0.145	0.200	—	C	22	TH	TI LM258X (T4)



www.coilcraft.com

US +1-847-639-6400 sales@coilcraft.com
 UK +44-1236-730595 sales@coilcraft-europe.com
 Taiwan +886-2-2264 3646 sales@coilcraft.com.tw
 China +86-21-6218 8074 sales@coilcraft.com.cn
 Singapore + 65-6484 8412 sales@coilcraft.com.sg

Document 651-3 Revised 11/12/18

© Coilcraft Inc. 2018

This product may not be used in medical or high risk applications without prior Coilcraft approval. Specification subject to change without notice. Please check web site for latest information.



Flyback Transformers

Part number	Power (W)	Output	Aux / bias output	Nominal freq. (kHz)	Turns ratio		L at 0 A (µH)	DCR (Ohms)			Schem	Body size	Mtg	Designed for
					pri : sec	pri : aux / bias		pri	sec	aux / bias				
18 – 36 Vdc input (continued)														
Q4343-BL	33.6	-12 V, 0.75 A	—	100	1:0.8	—	85	0.150	0.200	—	B	22	TH	TI LM258X (T3)
		5.0 V, 3 A							0.030					
		12 V, 1.4 A							0.011					
		-12 V, 1.4 A							0.011					
20 – 28 Vdc input														
GA3429-BL	5.0	3.3 V, 1.5 A	3.3 V, 20 mA	250	1:0.25	1:0.25	24	0.095	0.0075	0.123	D	7	SM	Linear LT3573
22 – 26 Vdc input														
GA3136-BL	50	53 V, 0.17 A	—	150	1:1.4	1:0.33	35	0.029	0.074	0.208	D	16	SM	TI UCC2809
400 Vdc input														
GA3502-BL	44	110 V, 0.4 A	18 V, 20 mA	250	1:0.35	1:0.06	800	1.283	0.361	0.146	D	16	SM	Maxim MAX16801
ac line input (85 – 130 Vac)														
A9619-CL	7.0	12 V, 0.58 A	—	100	1:0.1	1:0.14	3200	1.74	0.040	0.278	D	22	TH	ON Semi NCP101X
MA5157-AL	17	23 V, 0.74 A	—	100	1:0.23	1:0.20	20.5	0.88	0.095	0.585	D	20	TH	NXP SSL2103
ac line input (195 – 265 Vac)														
PA6284-AL	11	12 – 18 V, 0.64 A	—	100	1:0.136	1:0.144	1400	3.03	0.085	0.57	D	8	SM	ST Micro STEVAL-ILL055V1
BO570-BL	15	12 V, 1.25 A	—	100	1:0.06	1:0.08	3400	2.57	0.038	0.285	D	22	TH	ON Semi NCP101X
Universal ac line input (85 – 265 Vac)														
Y8844-AL	3.5	6.5 V, 0.54 A	—	100	1:0.08	—	2900	4.25	0.070	—	A	12	TH	ON Semi NCP1201
HA4018-AL	4.3	15 V, 0.05 A	12 V, 20 mA	50	1:0.12	1:0.156	2200	1.55	0.061	0.350	K	20	TH	TI UCC28600
		5 V, 0.35 A							0.305					
		-15 V, 1.125 A							0.450					
GA3544-BL	5.0	12 V, 0.2 A	—	100	1:0.158	1:0.079	2300	0.86	0.109	0.155	L	19	TH	TI UCD3K
HA3950-AL	5.0	15 V, 0.33 A	—	100	1:0.16	1:0.11	2300	0.86	0.109	0.080	D	19	TH	TI SLUU341
		12 V, 0.2 A							0.131					
MA5597-AL	6.0	12 V, 0.5 A	12.85 V, 10 mA	100	1:0.125	1:0.133	3400	2.22	0.047	0.356	D	22	TH	ON Semi NCP1072
DA2077-AL	10	5.0 V, 2 A	12.5 V, 10 mA	65	1:0.06	1:0.15	3400	2.53	0.042	0.574	D	22	TH	ON Semi NCP1027
Y8848-AL	10	12 V, .83 A	—	100	1:0.10	—	1800	1.77	0.038	—	A	22	TH	ON Semi NCP1202
GA3172-AL	14	20 V / 0.7 A	12 V, 20 mA	250	1:0.214	1:0.131	500	0.675	0.245	0.325	D	17	TH	Microchip PIC16HV85
JAA429-AL	24	24 V / 1.0 A	24 V, 20 mA	100	1:0.24	1:0.24	400	0.252	0.126	0.149	D	19	TH	Linear LT3799
CR8076-AL	30	15 V, 0.65 A	—	250	1:0.125	—	250	0.306	0.044	—	C	10	SM	Maxim MAX17497A/B
		7.5 V, 0.7 A							0.016					
		5 V, 0.7 A							0.030					
GA0007-AL	48	32 V, 1 A	16 V, 20 mA	45	1:0.2	1:0.2	270	0.25	0.027	0.26	I	21	TH	ON Semi NCP1351
KA5037-BL	66	12 V, 5.5 A	20 V, 20 mA	50	1:0.125	1:0.156	560	0.1209	0.005	0.243	E	27	TH	ON Semi NCP4305FBDAP
		19 V, 3.5 A							0.198					
KA5038-BL	66	19 V, 3.5 A	15.5 V, 20 mA	50	1:0.188	1:0.156	560	0.198	0.007	0.236	E	27	TH	ON Semi NCP1236
Z9007-BL	67	16 V, 4.2 A	—	100	1:0.16	—	700	0.261	0.065	—	A	25	TH	ON Semi NCP1200
Z9260-AL	67	16 V, 4.2 A	15 V, 1.2 A	100	1:0.16	1:0.15	700	0.261	0.065	0.450	D	25	TH	ON Semi NCP1200
GA3366-BL	90	19.5 V, 4.62 A	16 V, 20 mA	100	1:0.147	1:0.118	300	0.210	0.0053	0.073	D	28	TH	ON Semi NCP1606
FA2443-AL	120	19.4 V, 6.2 A	—	140	1:0.167	1:0.167	200	0.217	0.010	0.515	D	26	TH	TI UCC28600

Capacitor Charging Transformers

Part number	Peak input current (A)	Output voltage	Aux / bias output	Nominal freq. (kHz)	Turns ratio		L at 0 A (µH)	DCR (Ohms)			Schem	Body size	Mtg	Designed for
					pri : sec	pri : aux / bias		pri	sec	aux / bias				
CJ5143-AL	1.2	350	—	1	1:15	—	15	1.0	25	—	A	1	SM	ON NCP5080
HA4060-AL	2.0	500	—	100	1:3	—	300	0.422	1.58	—	A	16	SM	Linear LT3751
DA2032-AL	3.0	300	—	100	1:10	—	10	0.013	1.60	—	A	9	SM	Linear LT3750
DA2033-AL	5.0	300	—	100	1:10	—	10	0.015	1.10	—	A	11	SM	Linear LT3750
HA4061-AL	5.0	500	—	100	1:3	—	125	0.203	1.40	—	A	24	TH	Linear LT3751
DA2034-AL	10	300	—	100	1:10	—	10	0.018	1.75	—	A	14	SM	Linear LT3750
GA3459-BL	20	500	—	50	1:10	—	5.0	0.0077	0.515	—	A	16	SM	Linear LT3751
GA3460-BL	50	500	—	50	1:10	—	2.5	0.0056	0.400	—	A	16	SM	Linear LT3751

Solar Inverter Transformers (dc to ac)

Part number	Peak input current (A)	Output voltage	Aux / bias output	Nominal freq. (kHz)	Turns ratio		L at 0 A (µH)	DCR (Ohms)			Schem	Body size	Mtg	Designed for
					pri : sec	pri : aux / bias		pri	sec	aux / bias				
JA4635-AL	10.5	110 VAC	—	150	1:6	—	28	0.008	0.106	—	A	29	TH	Microchip AN1338
NA5919-AL	13.6	110 VAC	—	150	1:4	—	55	0.048	0.111	—	A	29	TH	Microchip AN1444
KA4823-CL	10.5	220 VAC	—	150	1:12	—	28	0.008	0.472	—	A	29	TH	Microchip AN1338
NA5814-AL	13.6	220 VAC	—	150	1:7	—	55	0.0475	0.360	—	A	29	TH	Microchip AN1444



www.coilcraft.com

US +1-847-639-6400 sales@coilcraft.com
 UK +44-1236-730595 sales@coilcraft-europe.com
 Taiwan +886-2-2264 3646 sales@coilcraft.com.tw
 China +86-21-6218 8074 sales@coilcraft.com.cn
 Singapore + 65-6484 8412 sales@coilcraft.com.sg

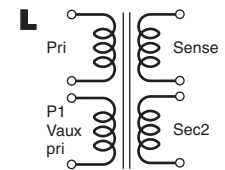
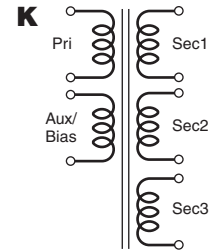
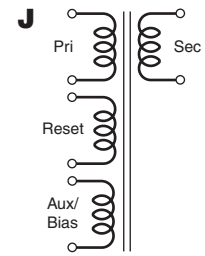
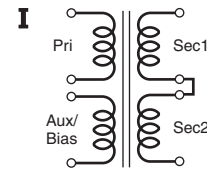
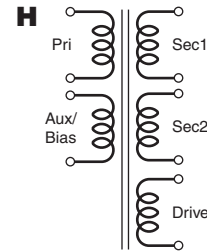
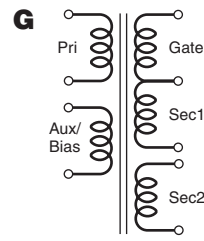
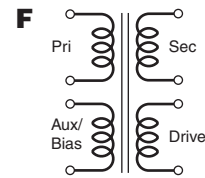
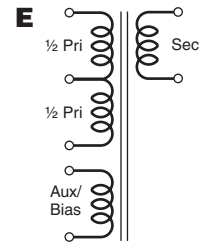
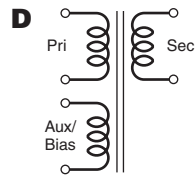
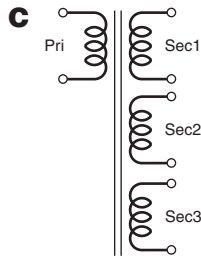
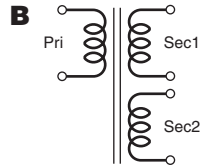
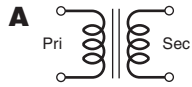
Document 651-4 Revised 11/12/18

© Coilcraft Inc. 2018

This product may not be used in medical or high risk applications without prior Coilcraft approval. Specification subject to change without notice. Please check web site for latest information.



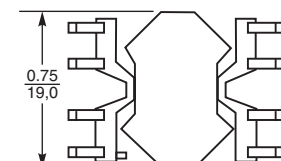
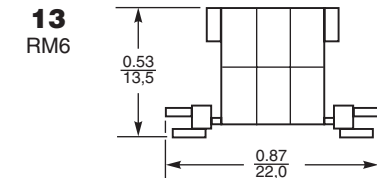
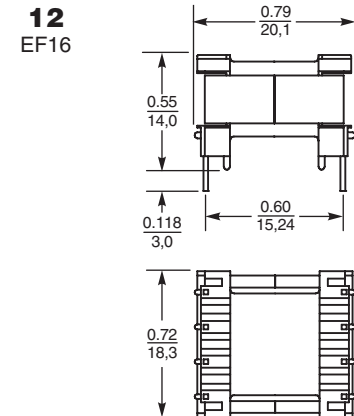
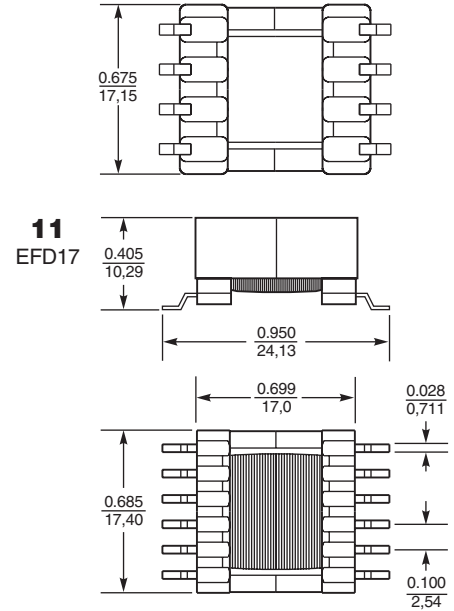
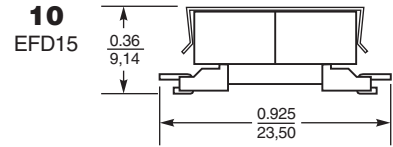
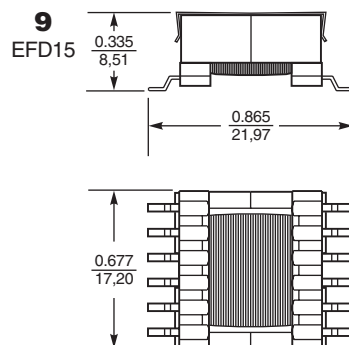
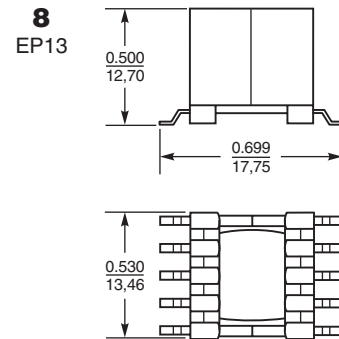
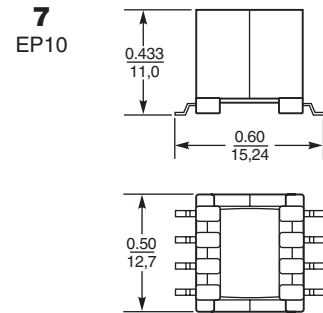
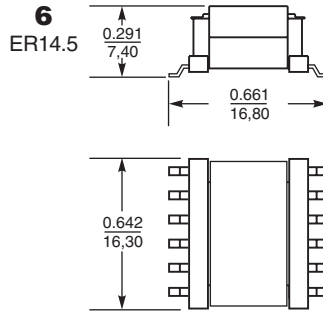
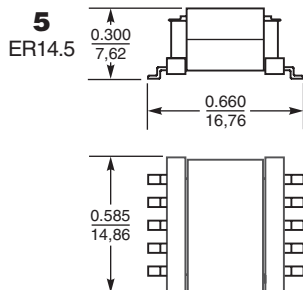
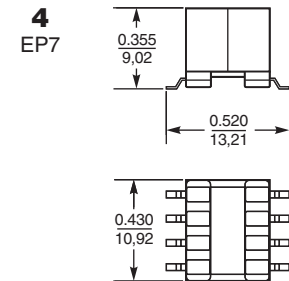
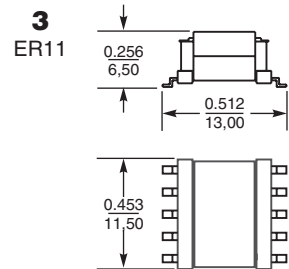
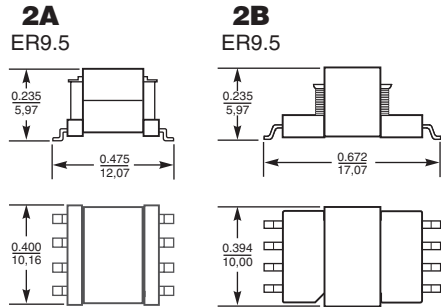
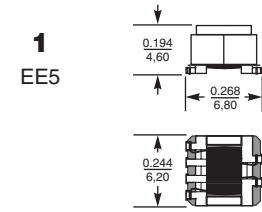
Schematics





Flyback Transformers

Dimensions



US +1-847-639-6400 sales@coilcraft.com
UK +44-1236-730595 sales@coilcraft-europe.com
Taiwan +886-2-2264 3646 sales@coilcraft.com.tw
China +86-21-6218 8074 sales@coilcraft.com.cn
Singapore + 65-6484 8412 sales@coilcraft.com.sg

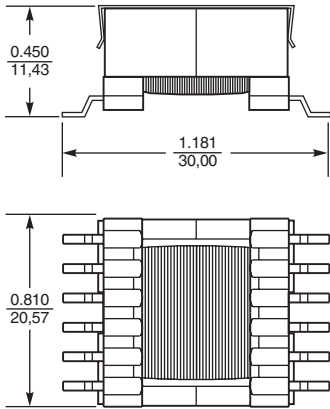
Document 651-6 Revised 11/12/18
 © Coilcraft Inc. 2018
 This product may not be used in medical or high risk applications without prior Coilcraft approval. Specification subject to change without notice. Please check web site for latest information.



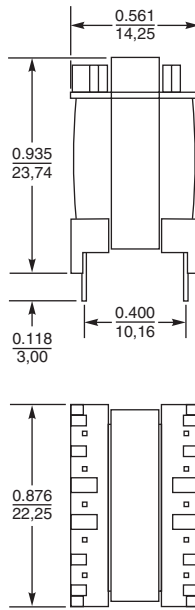
Flyback Transformers

Dimensions

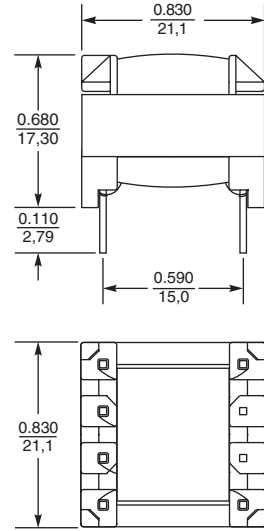
14
EFD20



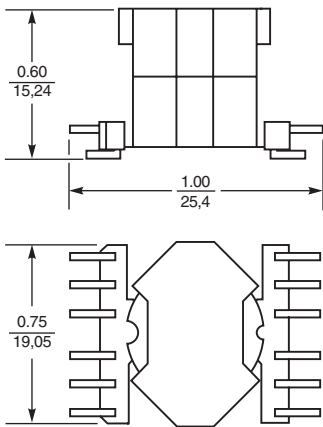
17
EF20



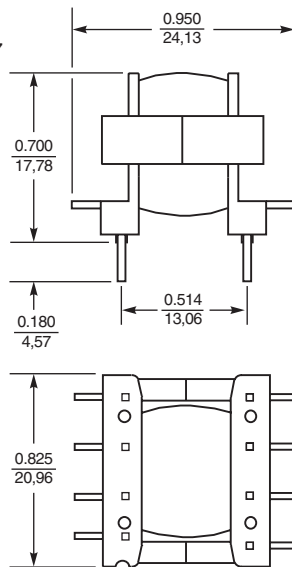
19
EF20



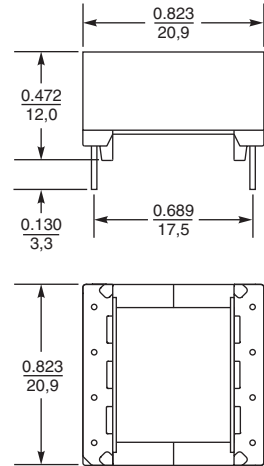
15
RM6



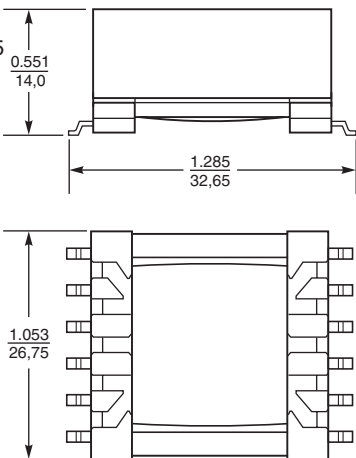
18
EE187



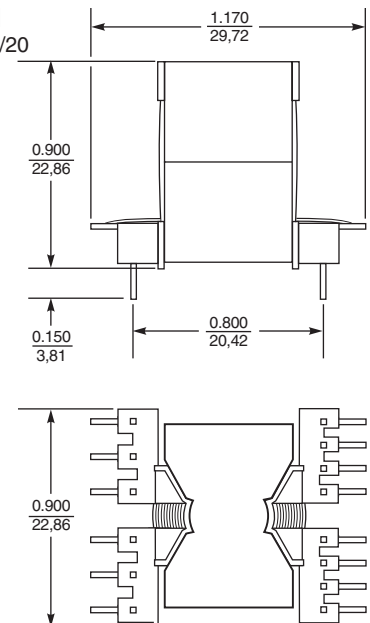
20
EFD20



16
EFD25



21
PQ20/20



US +1-847-639-6400 sales@coilcraft.com
UK +44-1236-730595 sales@coilcraft-europe.com
Taiwan +886-2-2264 3646 sales@coilcraft.com.tw
China +86-21-6218 8074 sales@coilcraft.com.cn
Singapore + 65-6484 8412 sales@coilcraft.com.sg

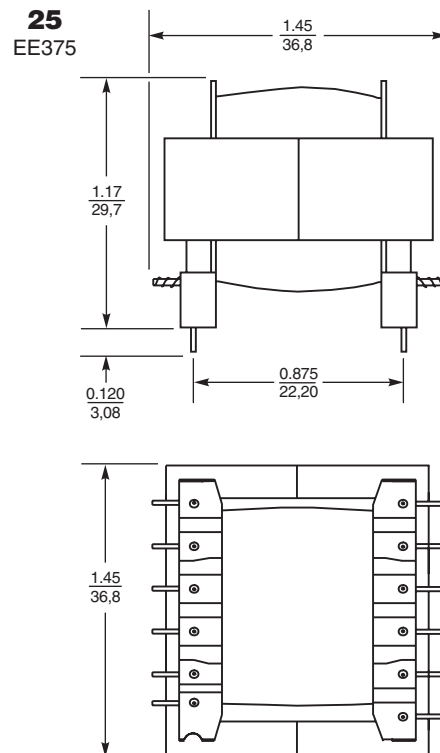
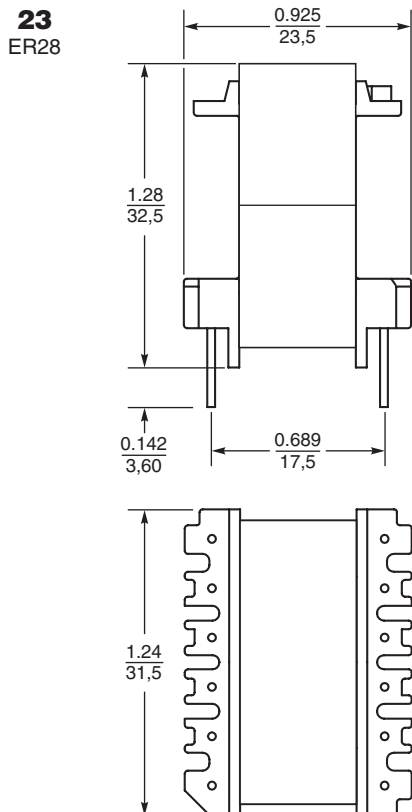
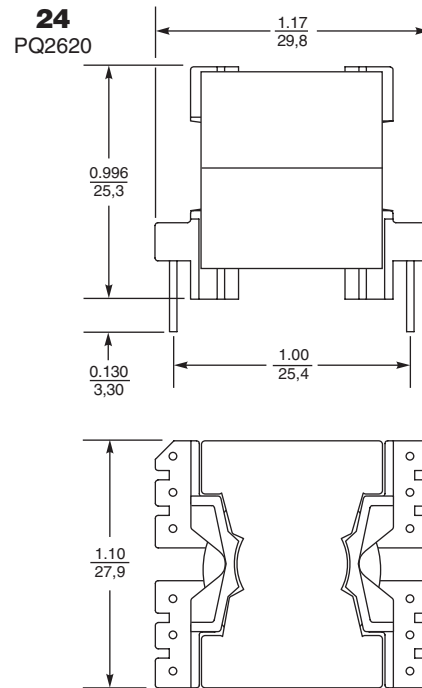
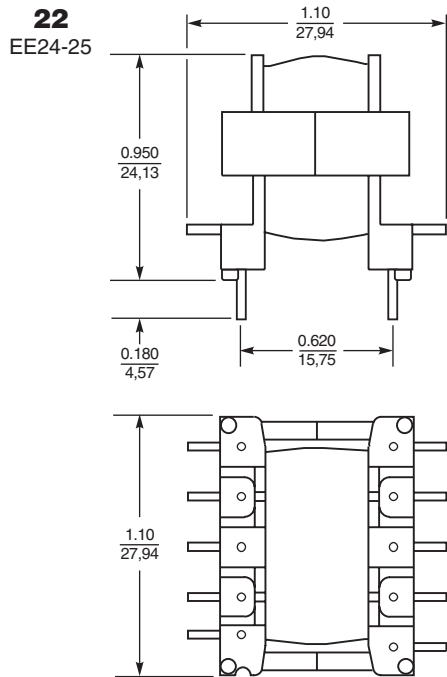
Document 651-7 Revised 11/12/18

© Coilcraft Inc. 2018
 This product may not be used in medical or high risk applications without prior Coilcraft approval. Specification subject to change without notice. Please check web site for latest information.



Flyback Transformers

Dimensions



US +1-847-639-6400 sales@coilcraft.com
UK +44-1236-730595 sales@coilcraft-europe.com
Taiwan +886-2-2264 3646 sales@coilcraft.com.tw
China +86-21-6218 8074 sales@coilcraft.com.cn
Singapore + 65-6484 8412 sales@coilcraft.com.sg

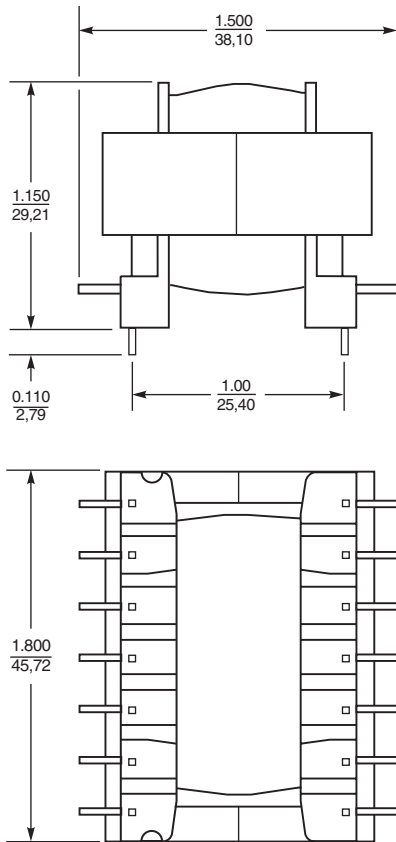
Document 651-8 Revised 11/12/18
 © Coilcraft Inc. 2018
 This product may not be used in medical or high risk applications without prior Coilcraft approval. Specification subject to change without notice. Please check web site for latest information.



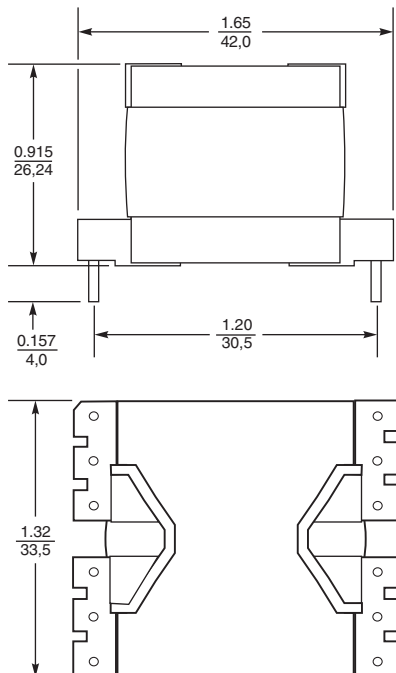
Flyback Transformers

Dimensions

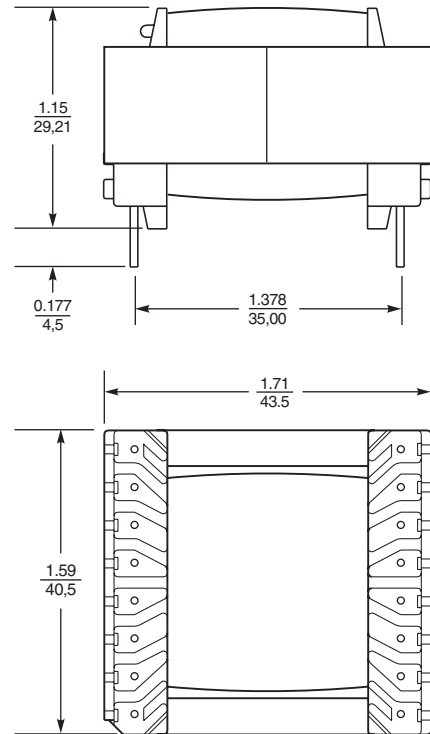
26
EE21



27
PQ3220



28
EER35L



29
RM14

