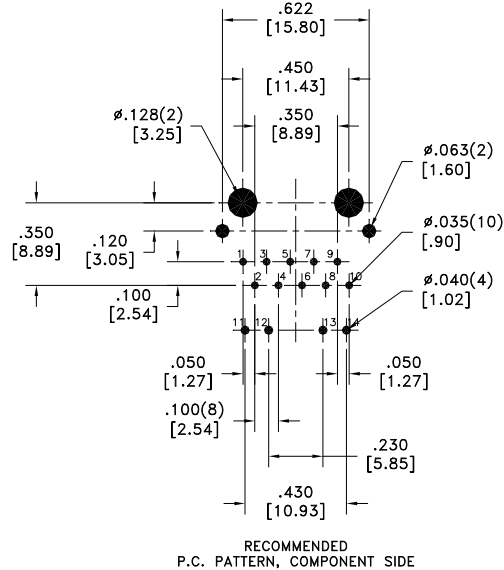
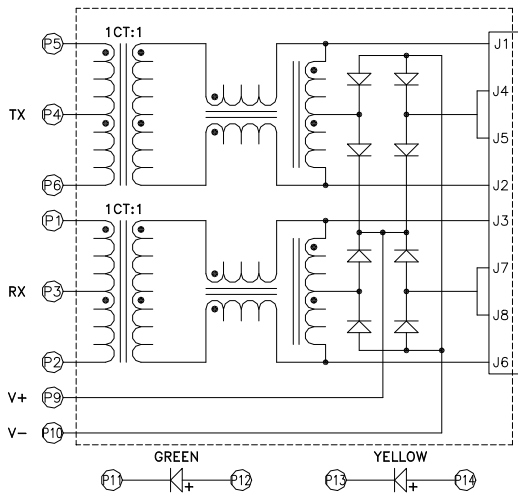
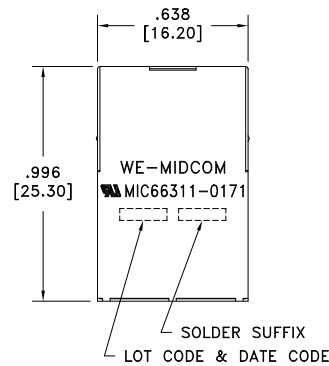
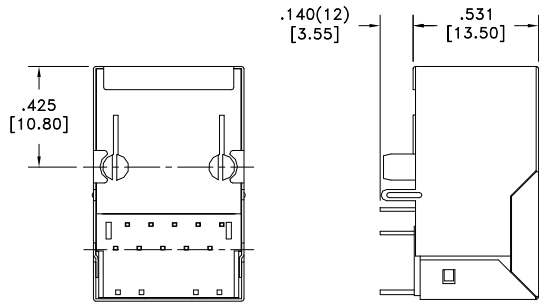
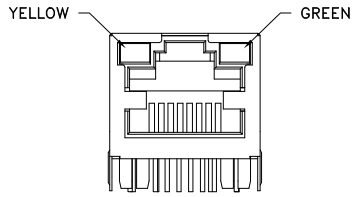


CUSTOMER TERMINAL	RoHS	LEAD(Pb)-FREE
Sn100%	Yes	Yes



ELECTRICAL SPECIFICATIONS @ 25°C unless otherwise noted:

PARAMETER	TEST CONDITIONS	VALUE	
INDUCTANCE	J1-J2	100kHz, 100mVAC, 8mADC, Ls	350uH min.
INDUCTANCE	J3-J6	100kHz, 100mVAC, 8mADC, Ls	350uH min.
DIELECTRIC	P1-J1	tie(P2+P5, J2+J3)	1500Vrms, 1 minute
URNS RATIO		(P1-P2):(J3-J6)	1:1, ±2%
URNS RATIO		(P5-P6):(J1-J2)	1:1, ±2%
INSERTION LOSS	1M - 100MHz		-1.0dB max.
RETURN LOSS	1M - 30MHz		-18dB min.
RETURN LOSS	30M - 45MHz		-16dB min.
RETURN LOSS	45M - 60MHz		-14dB min.
RETURN LOSS	60M - 80MHz		-12dB min.
CROSSTALK	1M - 100MHz		-35dB min.
COMMON MODE REJECTION	1M - 100MHz		-35dB min.

GENERAL SPECIFICATIONS:

OPERATING TEMPERATURE RANGE: -40°C to +85°C.

Designed to handle 350mADC and meet 802.3af.

REV.	DATE
6A	2/08

AGENCY NUMBER	
UL60950-1	E205930

Packaging Specifications
 Method: Tube
 PKG-0549
 www.midcom-inc.com

Unless otherwise specified:
 Tolerances: Fractions: ±1/64
 Angles: ±1° Decimals: ±.010[.25]
 This drawing is dual dimensioned. Dimensions in brackets are in millimeters.

DRAWING TITLE
TRANSFORMER
10/100Mbps PoE
 eiSos p/n: 7499210124

Midcom
 www.midcom-inc.com

DRAWING NO.
MIC66311-0171T-LF3
 REVISIONS: SEE SHEET 1
 SCALE ---
 SHEET 2 OF 6