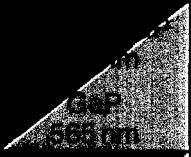

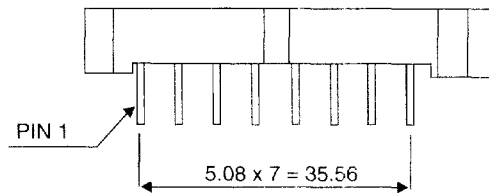
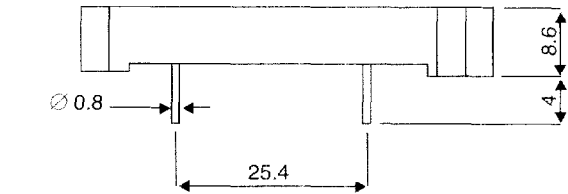
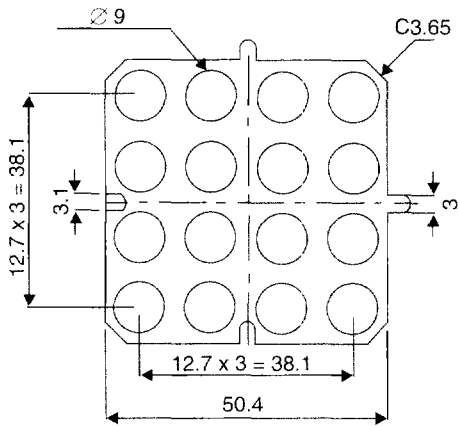


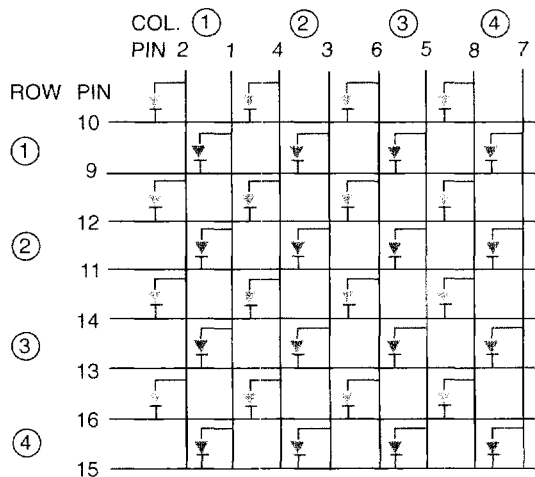




Dimension and pin-connection Top view display side	Type	Emitting Colour λ_{peak} (nm) Material	Luminous Intensity ($I_F = 10\text{ mA}$) μcd min. max.	Description
-------------------------------------------------------	------	------------------------------------------------------	-------------------------------------------------------------------------------	-------------

Bi-Colour Dot Matrix Modul	TBA 18-11 EGWA		14000 – 21000	Column Anode
	TBC 18-11 EGWA		14000 – 21000	Column Cathode

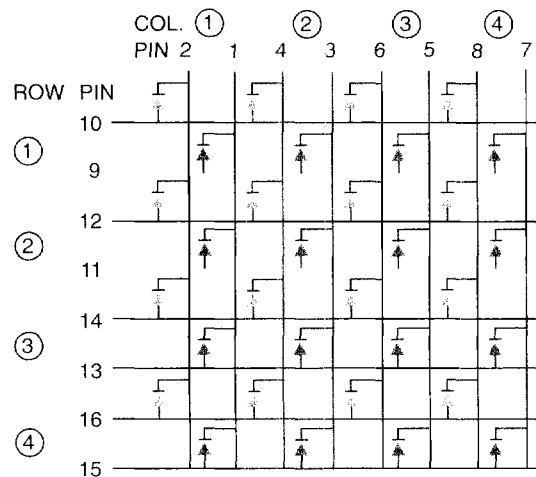




TBA 18-11



 Stands for 3 s.-red chips in series
 Stands for 3 green chips in series

TBC 18-11



 Stands for 3 s.-red chips in series
 Stands for 3 green chips in series

Unit: mm Tolerance: ± 0.25