

## MEMS™ Full 2x2 Fiberoptic Switch

(Protected by U.S. patent 13/210,703 and pending patents)

### Product Description

The MEMS Series Full 2x2 Fiberoptic switch connects optical channels by redirecting incoming optical signals into selected output fibers. This is achieved using a patent pending MEMS configuration and activated via an electrical control signal. Latching operation preserves the selected optical path after the drive signal has been removed. The switch has integrated electrical position sensors. This novel design significantly reduces moving part position sensitivity, offering unprecedented high stability as well as an unmatched low cost. Electronic driver is designed in the switch.

We offer tight-bend-fiber version, which reduces the minimum bending radius from normal 15 mm to 7 mm. This feature enables smaller overall foot print.



### Features

- Low Optical Distortions
- High Reliability
- Fail-Safe Latching
- Epoxy-Free Optical Path

### Applications

- Channel Blocking
- Configurable Add/Drop
- System Monitoring
- Instrumentation



Revision: 060-12  
01-11-12

### Performance Specifications

MEMS Series Full 2x2 Switch	Min	Typical	Max	Unit
Operation Wavelength	Single Band 1260-1360 or 1510-1610			nm
	Dual Band 1260-1360 and 1510-1610			
	Broad Band 1260-1620			
Insertion Loss <sup>1 2</sup>		0.6	1.0	dB
Wavelength Dependent Loss		0.2	0.3 (DW) <sup>3</sup>	dB
Polarization Dependent Loss			0.1	dB
Return Loss <sup>1 2</sup>	50			dB
Cross Talk <sup>1 2</sup>	50			dB
Switching Time		1		ms
Repeatability			±0.05	
Repetition Rate			10	Hz
Durability	10 <sup>9</sup>			Cycle
Operating Voltage	4.5	5	5.5	VDC
Switching Type	Latching			
Operating Temperature	-5		70	°C
Storage Temperature	-40		85	°C
Optical Power Handling		300	500*	mW
Fiber Type	SMF-28			
Package Dimension	18.5L x 12.0W x 9.0H			mm

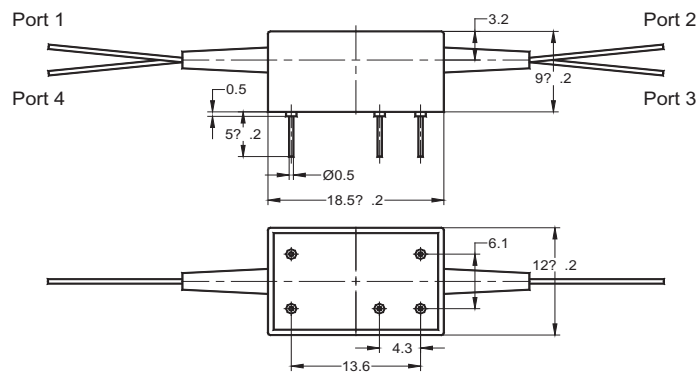
1. Within operating temperature and SOP.

2. Excluding connectors.

3. DW: Dual band and Broad band.

# MEMS™ Full 2x2 Fibreroptic Switch

## Mechanical Dimensions (Unit: mm)

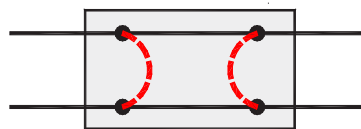


## Electrical Driving Requirements

Agiltron offers a computer control kit with TTL and RS232 interfaces and Windows™ GUI.

Optical Path	Pin 1	Pin 3	Pin 4	Pin 2	Pin 5
1 3, 2 4	5V Pulse	GND	5 VDC	NC	NC
1 4, 2 3	5V Pulse	GND	5 VDC	NC	NC

## Functional Diagram



MEMS Full 2x2 Switch

## Ordering Information

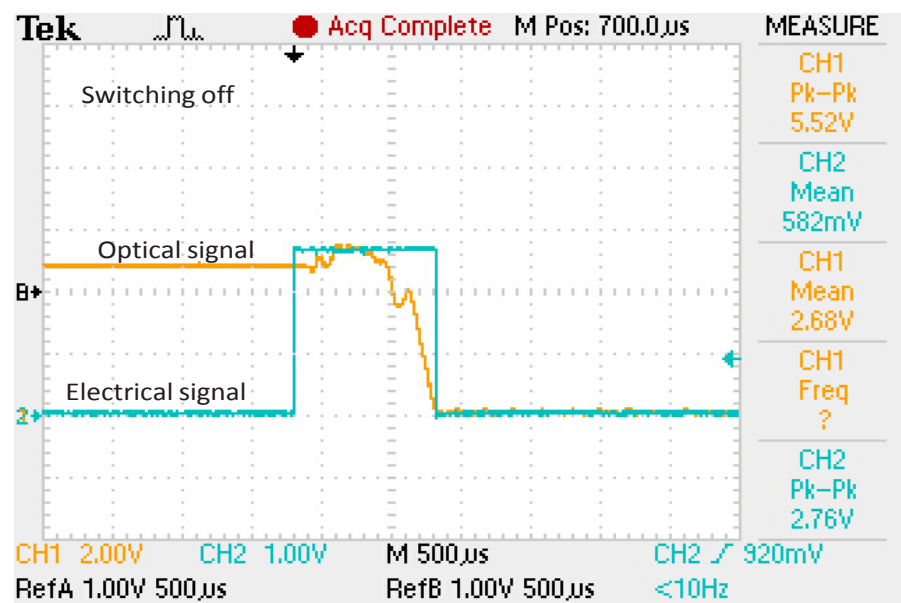
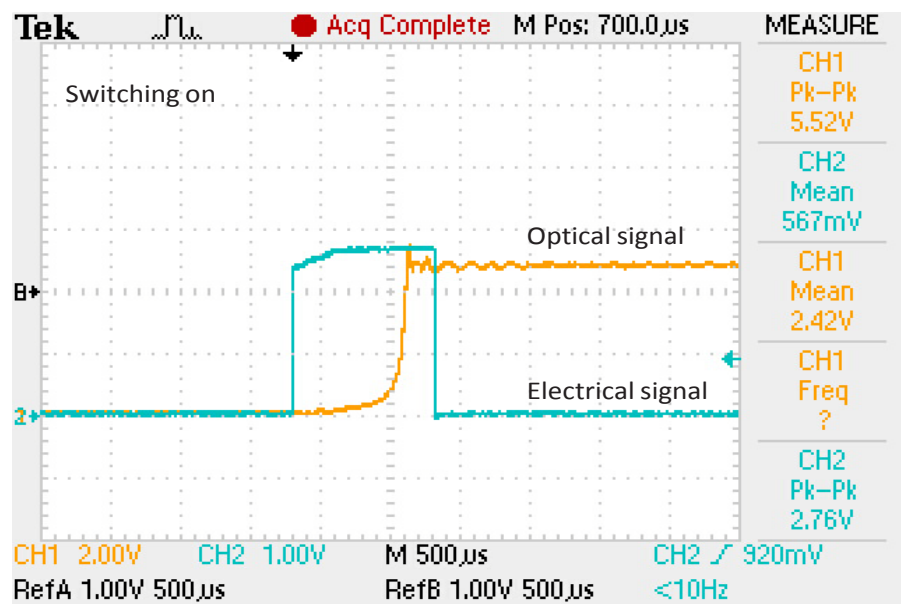
MEMS-	Type	Wavelength	Switch	Package	Fiber Type	Fiber Length	Connector	
	2x2=22 Special=00	1060=1 C+L=2 1310=3 1410=4 1550=5 650=6 780=7 850=8 1310 & 1550=9 Special=0	Latching Type=1 Special=0	Standard=1 Special=0	SMF-28=1 Special=0	Bare fiber=1 900um tube=3 Special=0	0.25m=1 0.5m=2 1.0m=3 Special=0	None=1 FC/PC=2 FC/APC=3 SC/PC=4 SC/APC=5 ST/PC=6 LC=7 Duplex LC=8 Special=0



Revision: 060-12  
01-11-12

# MEMS™ Full 2x2 Fiberoptic Switch

## MEMS switching response



Revision: 060-12  
01-11-12