

Product data sheet

Miniature connectors

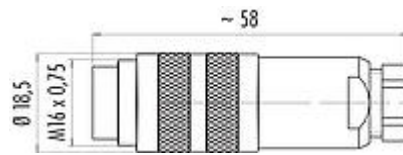


Product description	M16 IP67 Male cable connector, Contacts: 6 DIN, 4.0-6.0 mm, shieldable, solder, IP67, UL
Area	M16 IP67 series 423
Part no.	99 5121 00 06

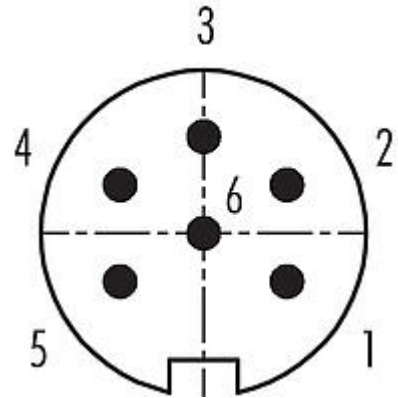
Illustration



Scale drawing



Contact arrangement (Plug-in side)



You can find the assembly instructions on the next page.

Technical data

General features

Part no.	99 5121 00 06
Connector design	Male cable connector
Version	Connector pin straight
Connector locking system	screw
Termination	solder
Degree of protection	IP67
Cross-sectional area	max. 0.75 mm ² / AWG 18
Cable outlet	4.0-6.0 mm
Temperature range from/to	-30 °C / 95 °C
Tightening torque sleeve	0.8 Nm
Tightening torque pressing screw	0.4-0.5 Nm
Mechanical operation	> 500 Mating cycles
Weight (g)	48.65
Customs tariff number	85369010

Electrical parameters

Rated voltage	250 V
Rated impulse voltage	1500 V
Rated current (40 °C)	5.0 A
Insulation resistance	≥ 10 ¹⁰ Ω
Pollution degree	1
Overvoltage category	I

Product data sheet

Miniature connectors



Product description **M16 IP67 Male cable connector, Contacts: 6 DIN, 4.0-6.0 mm, shieldable, solder, IP67, UL**

Area **M16 IP67 series 423**
Part no. **99 5121 00 06**

Insulating material group **III**
EMC compliance **shieldable**
Shield connection **cable clamp**

Material

Housing material **CuZn (Brass nickel plated)**
Contact body material **PBT (UL94 V-0)**
Contact material **CuZn (brass)**
Contact plating **Ag (silver)**
REACH SVHC **CAS 7439-92-1 (Lead)**
SCIP number **SCIP-number not available**

Authorization/approvals

Approvals **UL**

Classifications

eCl@ss 11.1 **27-44-01-02**
ETIM 7.0 **EC002635**

Declarations of conformity

Low Voltage Directive **2014/35/EU (EN 60204-1:2018;EN 60529:1991)**

Product data sheet

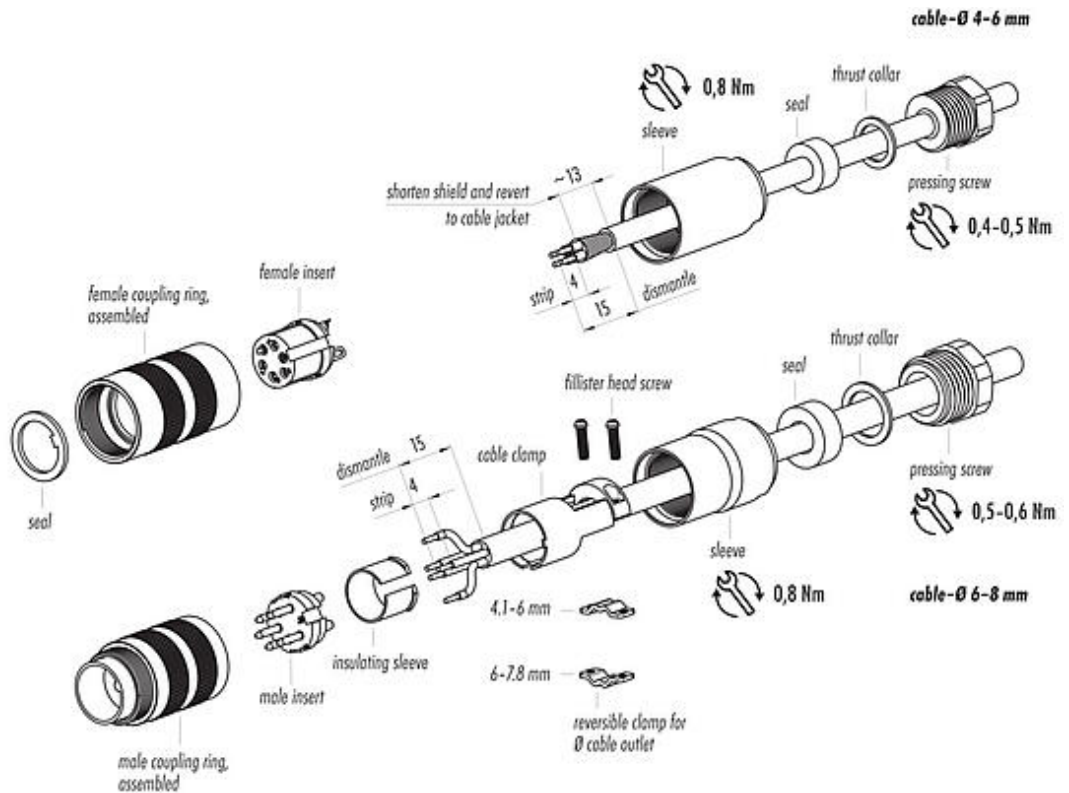
Miniature connectors



Product description	M16 IP67 Male cable connector, Contacts: 6 DIN, 4.0-6.0 mm, shieldable, solder, IP67, UL
Area	M16 IP67 series 423
Part no.	99 5121 00 06

Assembly instructions

1. Bead pressing screw, thrust collar, seal, sleeve and insulating sleeve to cable.
2. Dismantle cable to 15 mm length.
3. Strip single wires.
4. If cable is shielded, shorten shield and revert to cable jacket.
5. Solder single wires.
6. Assemble clamping device and screw sleeve into coupling ring.
7. Tighten pressing screw.



Product description	M16 IP67 Male cable connector, Contacts: 6 DIN, 4.0-6.0 mm, shieldable, solder, IP67, UL
Area	M16 IP67 series 423
Part no.	99 5121 00 06

Security notices

The connector must not be plugged or unplugged under load. Non-observance and improper use can result in personal injury.

The connectors have been developed for applications in plant engineering, control and electrical equipment construction. The user is responsible for checking whether the connectors can also be used in other areas of application.

Connectors which are used in circuits with voltages dangerous to the touch may only be installed and used by, or under the supervision of, persons with electrical engineering training, taking into account the applicable regulations and standards.

Plug connectors with enclosure protection IP67 and IP68 are not suitable for use under water. When used outdoors, the plug connectors must be protected separately against corrosion. For further information on the IP protection classes, please refer to the "Technical Information" download centre.

The plug connector is not suitable for mains voltages. Please observe the pollution degree and the overvoltage category. For further information, please refer to the download center "Technical Information".

To lock the cable connector with the device connector, the threaded ring is tightened "hand-tight" (approx. 50 cNm).