

Features

- 5-6 W Isolated Output
- Efficiency to 82%
- 2:1 input range
- Regulated Outputs
- Pi Input Filter
- 24-Pin DIP Package
- Meets EN55022 Class B, Conducted
- Remote ON/OFF option



Model Number	Input Voltage	Output Voltage	Output Current	Input Current		Efficiency
				No Load	Full Load	
VABD6-D12-S5	9-18VDC	5VDC	1000mA	7.5mA	545mA	76%
VABD6-D12-S12	9-18VDC	12VDC	470mA	7.5mA	585mA	80%
VABD6-D12-S15	9-18VDC	15VDC	400mA	7.5mA	625mA	80%
VABD6-D12-D12	9-18VDC	±12VDC	±230mA	12mA	575mA	80%
VABD6-D12-D15	9-18VDC	±15VDC	±190mA	12mA	590mA	80%
VABD6-D12-D5	9-18VDC	±5VDC	±500mA	12mA	545mA	76%
VABD6-D12-S3R3	9-18VDC	3.3VDC	1000mA	7.5mA	393mA	70%
VABD6-D24-S5	18-36VDC	5VDC	1000mA	5mA	265mA	78%
VABD6-D24-S12	18-36VDC	12VDC	470mA	5mA	285mA	82%
VABD6-D24-S15	18-36VDC	15VDC	400mA	5mA	305mA	82%
VABD6-D24-D12	18-36VDC	±12VDC	±230mA	7.5mA	285mA	81%
VABD6-D24-D15	18-36VDC	±15VDC	±190mA	7.5mA	295mA	81%
VABD6-D24-D5	18-36VDC	±5VDC	±500mA	7.5mA	265mA	78%
VABD6-D24-S3R3	18-36VDC	3.3VDC	1000mA	5mA	197mA	70%
VABD6-D48-S5	36-72VDC	5VDC	1000mA	2mA	133mA	78%
VABD6-D48-S12	36-72VDC	12VDC	470mA	2mA	145mA	81%
VABD6-D48-S15	36-72VDC	15VDC	400mA	2mA	154mA	81%
VABD6-D48-D12	36-72VDC	±12VDC	±230mA	3mA	142mA	81%
VABD6-D48-D15	36-72VDC	±15VDC	±190mA	3mA	147mA	81%
VABD6-D48-D5	36-72VDC	±5VDC	±500mA	3mA	133mA	78%
VABD6-D48-S3R3	36-72VDC	3.3VDC	1000mA	2mA	98mA	70%

NOTES:

1. Suffix "HM" for 1.5K Vdc isolation
2. Suffix "H" for 3K Vdc isolation
3. Suffix "-SMT" for SMT case style
4. Suffix "-1" for on/off control option



Input

Input Voltage Range	12V	9-18V
	24V	18-36
	48V	36-72
Input Filter	Pi Type	

Output

Voltage Accuracy	±2.0% max.	
Voltage Balance(Dual)	±1.0% max.	
Temperature Coefficient	±0.05% / °C max.	
Ripple and Noise, 20MHz BW	3.3V / 5V	100mV p-p max.
	12V / 15V	1% p-p max.
Short Circuit Protection	continuous	
Line Regulation	single/dual ¹	±0.5%
Load Regulation	single ²	±0.5%
	dual ³	±1.0%

General Specifications

Efficiency	see table
Isolation Resistance	10 ⁹ Ohms
Switching Frequency	100kHz min.
Isolation Resistance	10 ⁹ Ohms
Operating Temperature Range	-25°C to +71°C
Storage Temperature	-40°C to +100°C
Cooling	Free Air Convection
EMI/RFI	Conductive EMI Meet EN55022 Class B
Dimensions	1.25x0.8x0.5 inches (31.8x20.3x12.7mm)

Isolation Voltage

500 VDC min	Standard Models
1.5K VDC min	Suffix "HM" Models
3K VDC min ⁴	Suffix "H" Models

Case Material

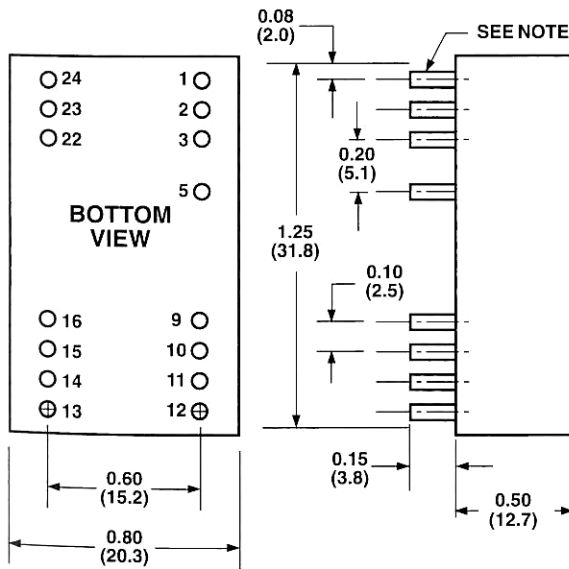
Standard models	Non-Conductive Black Plastic
Suffix "M" models ⁵	Black Coated Copper with Non-Conductive Base

NOTES:

1. Measured from high line to low line
2. Measured from full load to 10% load
3. Measured from full load to 1/4 load
4. Non-conductive black plastic only
5. Suffix "-1" to the model number with remote on/off for "H"/"HM" versions only

24-Pin DIP Case

NOTE: Pin Size is 0.02" Inch (0.5mm) DIA
 All Dimensions In Inches(mm)
 Tolerance .xx= ±.02, .xxx= ±.010


Remote On/Off Control

Logic Compatibility	CMOS or Open Collector TTL
Ec-On	>+5.5 VDC or Open Circuit
Ec-Off	<1.8 VDC
Shutdown Idle Current	10mA
Control Common	Referenced to Input Minus

PIN CONNECTION

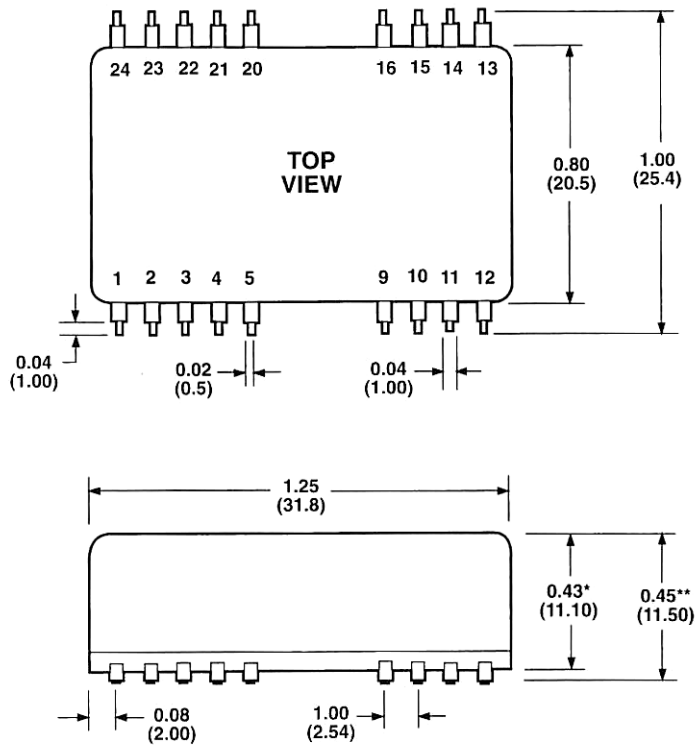
Pin	500 VDC		Pin	1.5K & 3K VDC	
	Single Output	Dual Output		Single Output	Dual Output
1	+V Input	+V Input	1	NP	NP
2	NC	-V Output	2	-V Input	-V Input
3	NC	Common	3	-V Input	-V Input
5	NP	NP	5	NP (Remote On/Off)	
9	NP	NP	9	NC	Common
10	-V Output	Common	10	NC	NC
11	+V Output	+V Output	11	NC	-V Output
12	-V Input	-V Input	12	NP	NP
13	-V Input	-V Input	13	NP	NP
14	+V Output	+V Output	14	+V Output	+V Output
15	-V Output	Common	15	NC	NC
16	NP	NP	16	-V Output	Common
22	NC	Common	22	+V Input	+V Input
23	NC	-V Output	23	+V Input	+V Input
24	+V Input	+V Input	24	NP	NP

*NP-NO PIN

*NC-NO CONNECTION WITH PIN

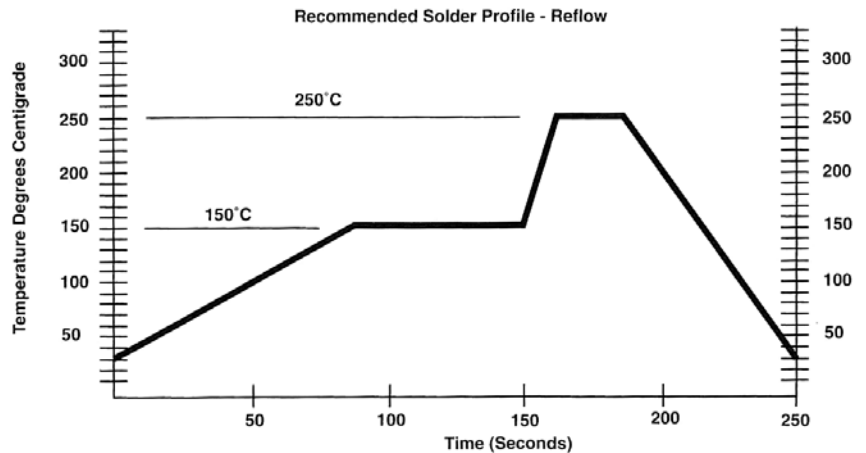
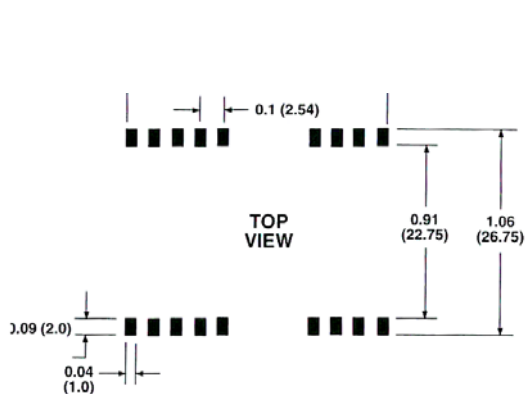
All specifications typical at nominal line, full load and 25°C unless otherwise noted.

SMT Case

 All Dimensions In Inches(mm)
 Tolerance .xx= ±.02, .xxx= ±.010


Pin	PIN CONNECTION			
	500 VDC		1500 VDC	
	Single Output	Dual Output	Single Output	Dual Output
1	+V Input	+V Input	NC	NC
2	NC	-V Output	-V Input	-V Input
3	NC	Common	-V Input	-V Input
4	NC	NC	NC	NC
5	NC	NC	NC (or Remote ON/OFF)	NC
9	NC	NC	NC	Common
10	-V Output	Common	NC	NC
11	+V Output	+V Output	NC	-V Output
12	-V Input	-V Input	NC	NC
13	-V Input	-V Input	NC	NC
14	+V Output	+V Output	+V Output	+V Output
15	-V Output	Common	NC	NC
16	NC	NC	-V Output	Common
20	NC	NC	NC	NC
21	NC	NC	NC	NC
22	NC	Common	+V Input	+V Input
23	NC	-V Output	+V Input	+V Input
24	+V Input	+V Input	NC	NC

*NC-NO CONNECTION WITH PIN



All specifications typical at nominal line, full load and 25°C unless otherwise noted.