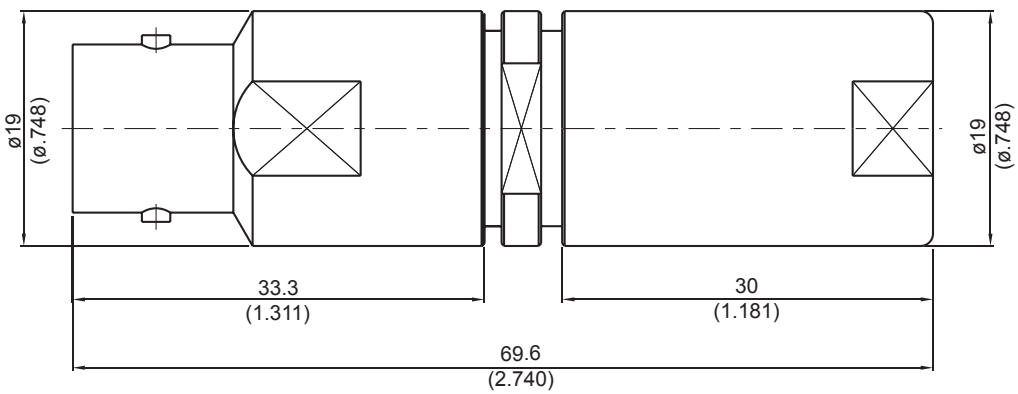


C8200B-0010	C Jack Clamp	52Ω
		
Parts	Material	Plating(Micro-inch)
Nut	Brass	Tin-Zinc-Copper-Alloy 100 Over Copper 50
Contact Body	Brass	Tin-Zinc-Copper-Alloy 100 Over Copper 50
Gasket	Silicone	
Braid Clamp	Brass	Tin-Zinc-Copper-Alloy 100 Over Copper 50
Washer	Brass	Tin-Zinc-Copper-Alloy 100 Over Copper 50
Contact Pin	Phosphor Bronze	Gold 5 Over Nickel 50 Over Copper 50
Insulator	Teflon	
Body	Brass	Tin-Zinc-Copper-Alloy 100 Over Copper 50
Weight: 96.06 g Suitable Cables: RG10		

This part number complies with RoHS.

Notice: JYEBAO reserves the right to make modifications deemed appropriate.

CABLE ASSEMBLY INSTRUCTION

C8200B-0010

JYE BAO CO., LTD.

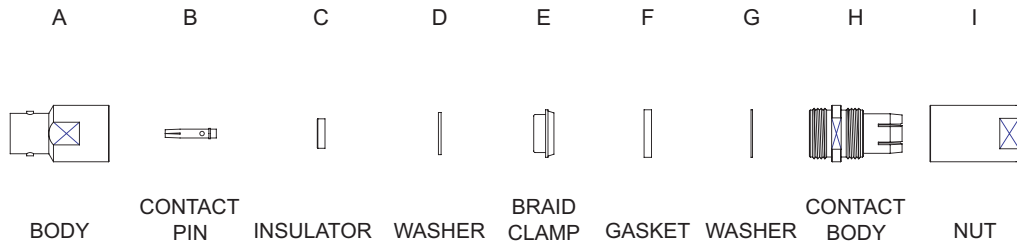

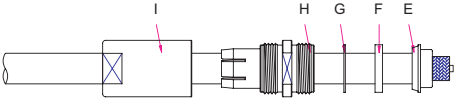
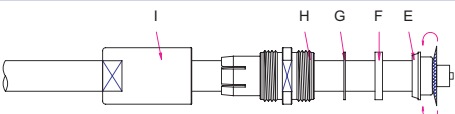
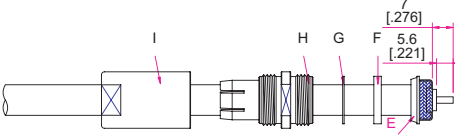
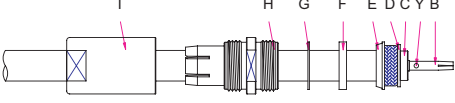
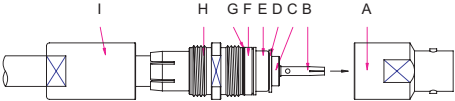


DIAGRAM	ASSEMBLY INSTRUCTION
	Step 1: STRIP AS SHOWN .
	Step 2: SLIDE BRAID CLAMP " E " , GASKET " F " , WASHER " G " , CONTACT BODY " H " AND NUT " I " OVER CABLE .
	Step 3: WRAP THE BRAIDING OVER " E " .
	Step 4: STRIP AS SHOWN .
	Step 5: SLIDE PREPARED CABLE INTO WASHER " D " AND INSULATOR " C " . Step 6: PUT CONTACT PIN " B " ON CENTER CONDUCTOR AND SOLDER IN " Y " .
	Step 7: SCREW CONTACT BODY " H " ON THE CONNECTOR BODY " A " . Step 8: FINALLY SCREW NUT " I " ON THE CONNECTOR BODY " H " .

This part number complies with RoHS.

Notice: JYEBAO reserves the right to make modifications deemed appropriate.