



LED Display Product Data Sheet LTC-3692E

Spec No.: DS30-2007-0029

Effective Date: 09/13/2007

Revision: A

LITE-ON DCC

RELEASE

BNS-OD-FC001/A4

FEATURES

- * 0.35-inch (9-mm) DIGIT HEIGHT
- * CONTINUOUS UNIFORM SEGMENTS
- * LOW POWER REQUIREMENT
- * EXCELLENT CHARACTERS APPEARANCE
- * HIGH BRIGHTNESS & HIGH CONTRAST
- * WIDE VIEWING ANGLE
- * SOLID STATE RELIABILITY
- * CATEGORIZED FOR LUMINOUS INTENSITY
- * LEAD-FREE PACKAGE

DESCRIPTION

The LTC-3692E is a 0.35 inch (9 mm) digit height quadruple digit seven-segment display. This device uses Red Orange LED chips (GaAsP on GaP substrate) .The display has black face and white segments.

DEVICE

PART NO.	DESCRIPTION
Red Orange	Common Anode
LTC-3692E	

PIN CONNECTION

1	CATHODE E
2	CATHODE D
3	CATHODE DP2
4	CATHODE C
5	CATHODE G
6	COMMEN ANODE DIG.4
7	CATHODE B
8	COMMEN ANODE DIG.3
9	COMMEN ANODE DIG.2
10	CATHODE F
11	CATHODE A
12	COMMEN ANODE DIG.1
13	CATHODE DP5
14	NC

ABSOLUTE MAXIMUM RATING AT Ta=25°C

PARAMETER	MAXIMUM RATING	UNIT
Power Dissipation Per Segment	75	mW
Peak Forward Current Per Segment (Frequency 1Khz, 10% duty cycle)	100	mA
Continuous Forward Current Per Segment	25	mA
Derating Linear From 25°C Per Segment	0.33	mA/°C
Reverse Voltage Per Segment	5	V
Operating Temperature Range	-35°C to +85°C	
Storage Temperature Range	-35°C to +85°C	
Solder Temperature 1/16 inch Below Seating Plane for 3 Seconds at 260°C		

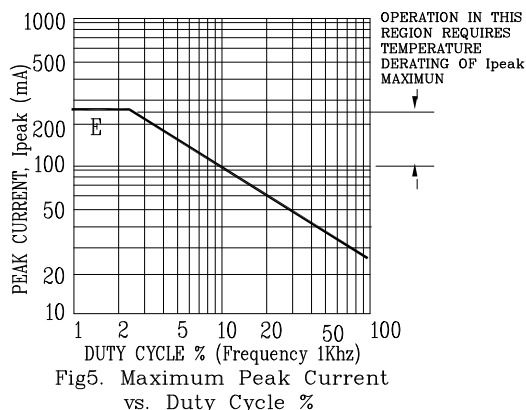
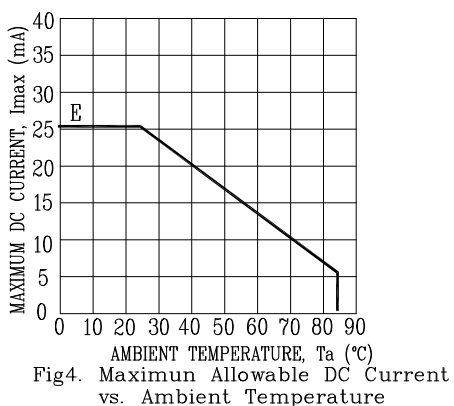
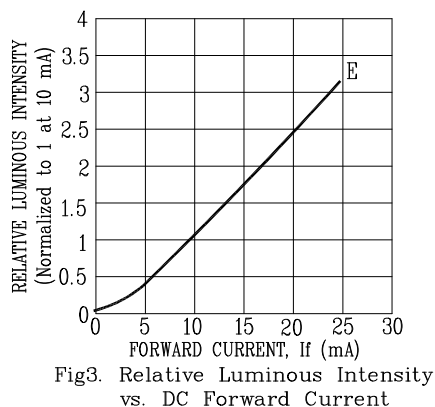
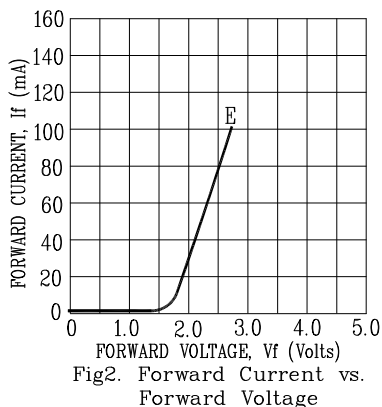
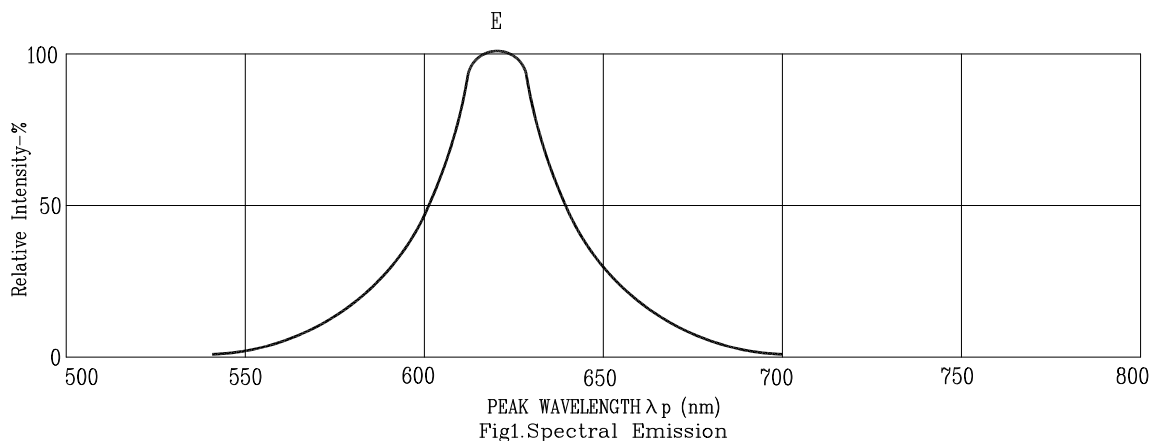
ELECTRICAL / OPTICAL CHARACTERISTICS AT T a=25°C

PARAMETER	SYMBOL	MIN.	TYP.	MAX.	UNIT	TEST CONDITION
Average Luminous Intensity	I _v	800	2000		μcd	I _F =10mA
Peak Emission Wavelength	λ _p		630		nm	I _F =20mA
Spectral Line Half-Width	Δλ		40		nm	I _F =20mA
Dominant Wavelength	λ _d		621		nm	I _F =20mA
Forward Voltage Per Segment	V _F		2	2.6	V	I _F =20mA
Reverse Current Per Segment	I _R			100	μA	V _R =5V
Luminous Intensity Matching Ratio (Similar Light Area)	I _v -m			2:1		I _F =10mA

Note: Luminous intensity is measured with a light sensor and filter combination that approximates the CIE (Commision Internationale De L'Eclariage) eye-response curve.

TYPICAL ELECTRICAL / OPTICAL CHARACTERISTIC CURVES

(25°C Ambient Temperature Unless Otherwise Noted)



NOTE: E=RED ORANGE