

Product data sheet

Miniature connectors

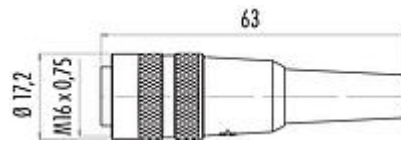


Product description	M16 IP40 Female cable connector, Contacts: 6 DIN, 3.0-6.0 mm, unshielded, solder, IP40
Area	M16 IP40 series 680
Part no.	09 0322 00 06

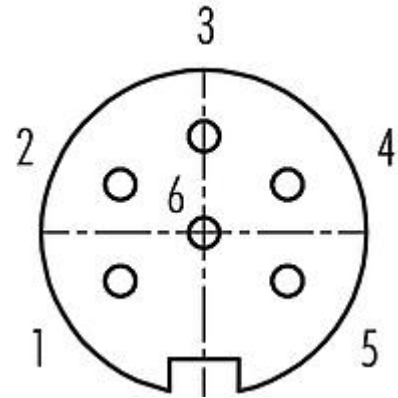
Illustration



Scale drawing



Contact arrangement (Plug-in side)



You can find the assembly instructions on the next page.

Technical data

General features

Part no.	09 0322 00 06
Connector design	Female cable connector
Version	Connector socket straight
Connector locking system	screw
Termination	solder
Degree of protection	IP40
Cross-sectional area	0.75 mm ² / AWG 18
Cable outlet	3.0-6.0 mm
Temperature range from/to	-40 °C / 85 °C
Mechanical operation	> 1000 Mating cycles
Weight (g)	19.37
Customs tariff number	85369010

Electrical parameters

Rated voltage	250 V
Rated impulse voltage	1500 V
Rated current (40 °C)	5.0 A
Insulation resistance	≥ 10 ¹⁰ Ω
Pollution degree	1
Overvoltage category	I
Insulating material group	III
EMC compliance	unshielded

Product data sheet

Miniature connectors

Product description	M16 IP40 Female cable connector, Contacts: 6 DIN, 3.0-6.0 mm, unshielded, solder, IP40
Area	M16 IP40 series 680
Part no.	09 0322 00 06

Material

Housing material	PA
Contact body material	PBT (UL94 V-0)
Contact material	CuSn (bronze)
Contact plating	Ag (silver)
REACH SVHC	CAS 7439-92-1 (Lead)
SCIP number	SCIP-number not available

Classifications

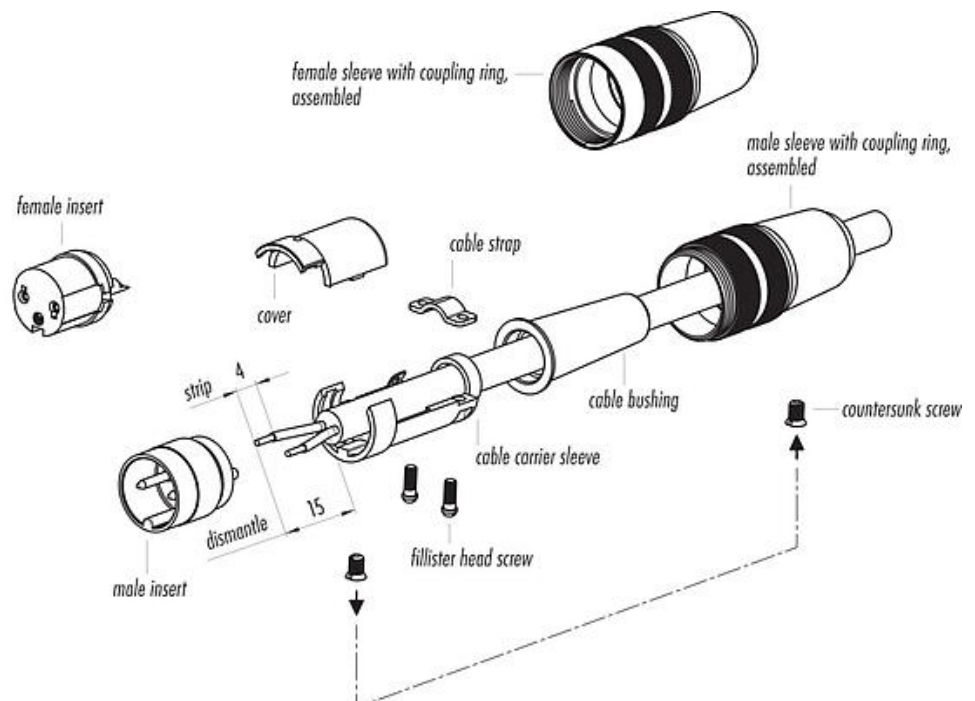
eCl@ss 11.1	27-44-01-09
ETIM 7.0	EC003569

Declarations of conformity

Low Voltage Directive	2014/35/EU (EN 60204-1:2018;EN 60529:1991)
-----------------------	--

Assembly instructions

1. Bead cable carrier sleeve, cable bushing and sleeve with coupling ring to cable.
2. Dismantle cable to 15 mm length.
3. Strip and solder single wires.
4. If necessary, twist shield and solder to solder eye.
5. Place the cover on the cable carrier sleeve and fasten the cable strap with fillister head screws.
6. Push assembled part with contact insert into the sleeve and fasten with countersunk screw.



Product description	M16 IP40 Female cable connector, Contacts: 6 DIN, 3.0-6.0 mm, unshielded, solder, IP40
Area	M16 IP40 series 680
Part no.	09 0322 00 06

Security notices

The connector must not be plugged or unplugged under load. Non-observance and improper use can result in personal injury.

The connectors have been developed for applications in plant engineering, control and electrical equipment construction. The user is responsible for checking whether the connectors can also be used in other areas of application.

Connectors which are used in circuits with voltages dangerous to the touch may only be installed and used by, or under the supervision of, persons with electrical engineering training, taking into account the applicable regulations and standards.

The plug connector is not suitable for mains voltages. Please observe the pollution degree and the overvoltage category. For further information, please refer to the download center "Technical Information".

To lock the cable connector with the device connector, the threaded ring is tightened "hand-tight" (approx. 50 cNm).