



BNC Connectors

FOR FLEXIBLE CABLE


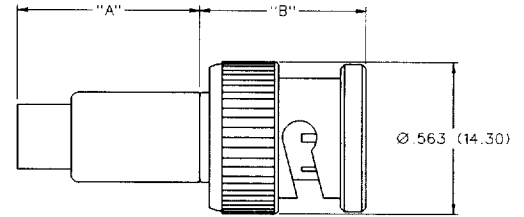
50 Ohm Straight Crimp Type Plug

2 Piece, Connector to Center Conductor Twist On

Part Number	Cable*	"A"	"B"
136-1407-026	RG-58	.684 (17.37)	.605 (15.37)
136-1409-036	RG-59, 62	.673 (17.09)	.605 (15.37)
136-1440-016	BELDEN 8281	.819 (20.80)	.540 (13.72)
136-1409-046	RG-MATV-59	.677 (17.20)	.605 (15.37)
136-1412-016	RG-6	.684 (17.37)	.605 (15.37)
136-1443-006	TIMES MI 2040	.843 (21.41)	.540 (13.72)
136-1409-056	RG-TFE-59, 62	.680 (17.27)	.605 (15.37)

Assembly instructions on page 35.

* Requires solid center conductor

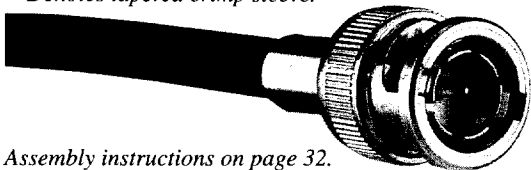
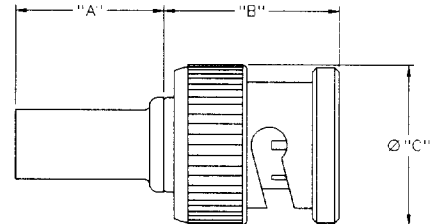


75 Ohm Straight Crimp Type Plug

Solder or Crimp Contact

Part Number	Cable	"A"	"B"	"C"
136-3409-006	RG-59, 62	.520 (13.20)	.595 (15.11)	.563 (14.30)
136-3440-006	BELDEN 8281	.600 (15.24)	.645 (16.38)	.563 (14.30)
136-3409-026	RG-TFE-59, TFE-62	.520 (13.20)	.595 (15.11)	.563 (14.30)
136-2433-006*	RG-179, 187	.495 (12.57)	.633 (16.08)	.571 (14.50)

* Denotes tapered crimp sleeve.



Assembly instructions on page 32.

Straight Crimp Type, Rear Mount Bulkhead Jack

Solder or Crimp Contact

Part Number	Cable	"A"
136-0307-406	50 Ohm RG-58; BELDEN 9907	1.417 (36.00)
136-2333-406*	75 Ohm RG-179, 187	1.409 (35.80)
136-0303-406*	50 Ohm RG-174, 188, 316	1.409 (35.80)

Assembly instructions on page 34.

Mounting hole layout figure 1 page 45.

*Denotes tapered crimp sleeve as shown in photo.

