



# SINGLE-TURN TRIMMERS



MODEL	80	75 *	63 *	84 *
Description	TO-9 Transistor Case Single Turn	1/4" Round or Square Single Turn	3/8" Square Single Turn	1/2" Round Single Turn
Element Technology	Wirewound	Cermet	Cermet	Wirewound
Specifications, Ordering Information	Page 15	Page 14	Page 12	Page 15

## ELECTRICAL

Resistance:				
Range, Ohms	10Ω to 20KΩ	10Ω to 2MΩ	10Ω to 2MΩ	10Ω to 20KΩ
Tolerance, %	±5%	±10%	±10%	±5%
TC, PPM / °C	±50	±100	±100, 100Ω ≤ Rt ≤ 2MΩ +250, 10Ω ≤ Rt < 100Ω	±50
Power Rating:				
Watts at °C	1 W at 50°C	5 W at 70°C	0.5 W at 70°C	1.5 W at 70°C
Derate to 0 W at °C	150°C	125°C	125°C	175°C
Electrical Travel	310°	230° ±5°	270°	300°
End Resistance	Greater of 2% Rt or 1Ω	2Ω Max	2Ω Max	Greater of 2% Rt or 1Ω
Dielectric Withstanding	1,000v ac	600v ac	1,000v ac	1,000v ac
Insulation Resistance	1,000MΩ	1,000MΩ	1,000MΩ	1,000MΩ
Peak Noise	100Ω ENR			100Ω ENR
Contact Resistance Variation		Greater of 3% Rt or 3Ω	Greater of 2% Rt or 2Ω	

## MECHANICAL

Stop Strength	5 oz-in	2.8 oz-in		15 oz-in
Operating Torque	5.0 oz-in Max	2.8 oz-in Max	5.0 oz-in Max	5.0 oz-in Max
Rotational Life	500 Cycles	200 Cycles, Loaded	200 Cycles, Loaded	500 Cycles
Weight, Maximum	0.035 oz		0.03 oz	0.06 oz
Setability			0.15% Rt	
Mechanical Angle	320° Min		300°	320° Min
Terminal Strength	2 lbs Min		2 lbs Min	2 lbs Min

## ENVIRONMENTAL

Temperature: Operating	-65°C to +150°C	-55°C to +125°C	-55°C to +125°C	-65°C to +175°C
Vibration	30g, 10 to 2000 Hz	20g	30g, 10 to 2000 Hz	30g, 10 to 2000 Hz
Shock	50g, 11 ms	100g	100g, 11 ms	10g, 6 ms
Salt Spray	96 Hours		96 Hours	96 Hours
Fungus Resistance	Non-Nutrient		Non-Nutrient	Non-Nutrient
Load Life	1,000 Hours	1,000 Hours	1,000 Hours	1,000 Hours
Thermal Shock	-65°C to +125°C		-55°C to +125°C	-65°C to +125°C
Sealing	Commercial Solvents	Commercial Solvents	Commercial Solvents	Commercial Solvents

## TERMINAL STYLES

Side Adjust		T	X & S	
Top Adjust		P & H	P & M	PCB Pins Solder Hooks

## OPTIONS

Alternate Grid Pattern  
Continuous Rotation

T607, Knob Adjust  
T640, Knob Adjust

Knob Adjust  
Panel Mount

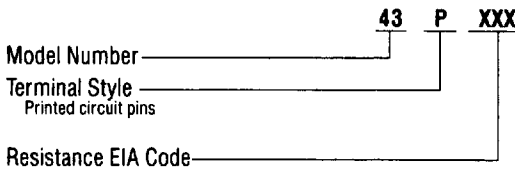
\* Standard Distributor Product



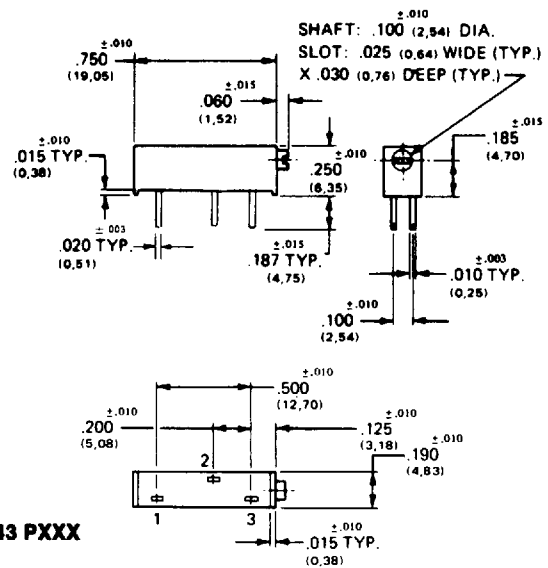
4051 Greystone Drive  
Ontario, California 91761  
(909) 923-3313 • FAX: (909) 923-6765

**HOW TO ORDER THE MODEL 43**

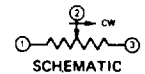
Models can be ordered from this specification sheet by stating:



EIA Code	Standard Resistance	43
		Resolution %
100	10Ω	∞
200	20Ω	∞
500	50Ω	∞
101	100Ω	∞
201	200Ω	∞
501	500Ω	∞
102	1KΩ	∞
202	2KΩ	∞
502	5KΩ	∞
103	10KΩ	∞
203	20KΩ	∞
503	50KΩ	∞
104	100KΩ	∞
204	200KΩ	∞
254	250KΩ	∞
504	500KΩ	∞
105	1MΩ	∞
205	2MΩ	∞

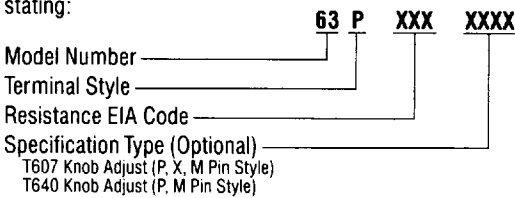


TOLERANCES: UNLESS OTHERWISE NOTED.  
 DECIMALS ± .005 ANGLES ± 2°  
 BASIC DIMENSIONS ARE IN INCHES  
 MILLIMETER DIMENSIONS IN PARENTHESES

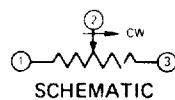
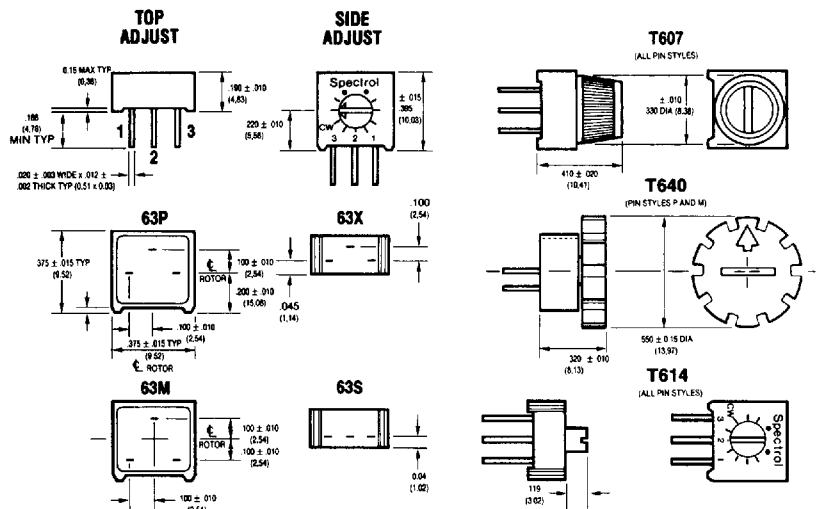


**HOW TO ORDER THE MODEL 63**

Models can be ordered from this specification sheet by stating:



EIA Code	Standard Resistance	63
		Resolution %
100	10Ω	∞
200	20Ω	∞
500	50Ω	∞
101	100Ω	∞
201	200Ω	∞
501	500Ω	∞
102	1KΩ	∞
202	2KΩ	∞
502	5KΩ	∞
103	10KΩ	∞
203	20KΩ	∞
253	25KΩ	∞
503	50KΩ	∞
104	100KΩ	∞
204	200KΩ	∞
254	250KΩ	∞
504	500KΩ	∞
105	1MΩ	∞
205	2MΩ	∞



TOLERANCES: UNLESS OTHERWISE NOTED.  
 DECIMALS ± .015 ANGLES ± 2°  
 BASIC DIMENSIONS ARE IN INCHES  
 MILLIMETER DIMENSIONS IN PARENTHESES



4051 Greystone Drive  
 Ontario, California 91761  
 (909) 923-3313 • FAX: (909) 923-6765