

HA12232FP

Audio Signal Pre-Amp. for Car Deck

REJ03F0136-0100
(Previous: ADE-207-328)
Rev.1.00
Jun 15, 2005

Description

HA12232FP is audio signal pre-amp. LSI providing PB equalizer op-amp. in one chip.

Functions

- PB equalizer × 2 channel
- Vref buffer × 1 channel

Features

- Built-in referential voltage (VREF) for PB equalizer decreases external components.
- This IC is low noise.
- This IC is strong for a cellular phone noise.

Operating Voltage Range

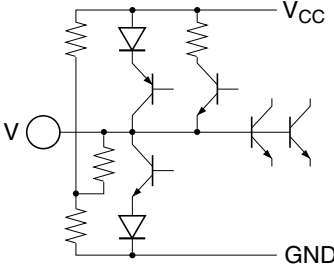
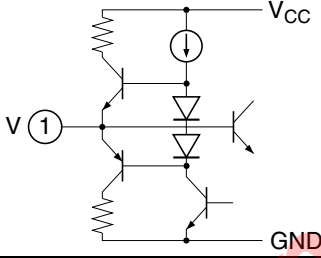
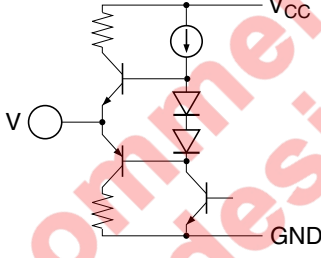
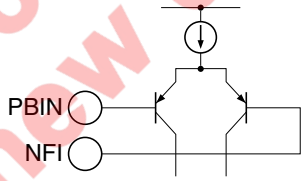
Product	Min	Max	Unit
HA12232FP	6.5	15	V

Note: This IC is designed to operate on single supply.

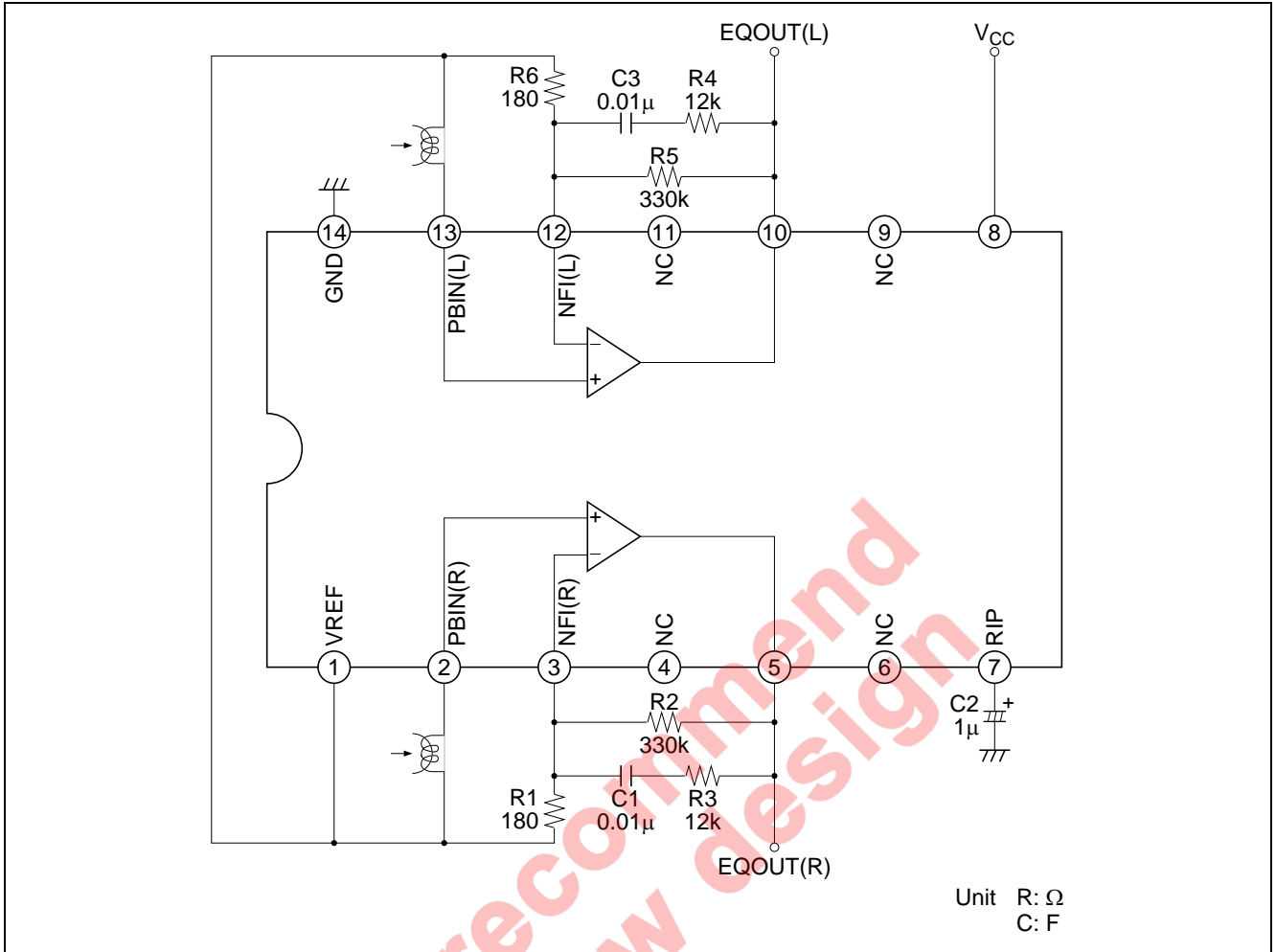
Not recommended
for new design

Pin Description, Equivalent Circuit

($V_{CC} = 9\text{ V}$ single supply, $T_a = 25^\circ\text{C}$, No Signal, The value in the table shows typical value.)

Pin No.	Pin Name	Note	Equivalent Circuit	Description
7	RIP	$V = V_{CC}/2$		Ripple filter
1	VREF	$V = V_{CC}/2$		Reference output
10	EQOUT(L)	$V = V_{CC}/2$		Equalizer output
5	EQOUT(R)			
2	PBIN(R)	—		PB equalizer input
13	PBIN(L)			
3	NFI(R)	$V = V_{CC}/2$		Equalizer output for time constant
12	NFI(L)			
8	V_{CC}	—		Power supply
14	GND	—		GND pin
4	NC	—		
6				
9				
11				

Block Diagram



Absolute Maximum Ratings

(Ta = 25°C)

Item	Symbol	Rating	Unit	Note
Supply voltage	V _{CC} Max	16	V	
Power dissipation	Pd	400	mW	Ta ≤ 85°C
Operating temperature	To _{pr}	-40 to +85	°C	
Storage temperature	Tstg	-55 to +125	°C	

Electrical Characteristics

(Ta = 25°C, V_{CC} = 9 V, Rg = 680 Ω)

Item	Symbol	Test Condition	Specification			Unit	Remark
			Min	Typ	Max		
Quiescent current	I _Q	No signal	1.5	2.2	3.2	mA	
Channel separation	CT RL	Fin = 1kHz, Vin = 6mVrms	50.0	60.0	—	dB	
EQ gain	G _V 1k	Fin = 1kHz, Vin = 0.6mVrms	37.0	40.0	43.0	dB	
	G _V 10k	Fin = 10kHz, Vin = 0.6mVrms	33.0	36.0	39.0	dB	
THD	THD	Fin = 1kHz, Vin = 2.4mVrms	—	0.1	0.5	%	
EQ maximum output	V _{OM}	Fin = 1kHz, THD = 1%	300	600	—	mVrms	*1
Noise voltage level converted in input	VN	Rg = 680Ω, Din-Audio Filter	—	0.7	1.5	μVrms	

Note: 1. V_{CC} = 6.5 V

Functional Description

Power Supply Range

HA12232FP is designed to operate on single supply only.

Table 1 Supply Voltage Range

Product	Single Supply
HA12232FP	6.5 V to 15.0 V

Reference Voltage

HA12232FP provides the reference voltage of half the supply voltage that is the signal grounds. As the peculiarity of this device, the capacitor for the ripple filter is very small about 1/100 compared with their usual value. The block diagram is shown as figure 1.

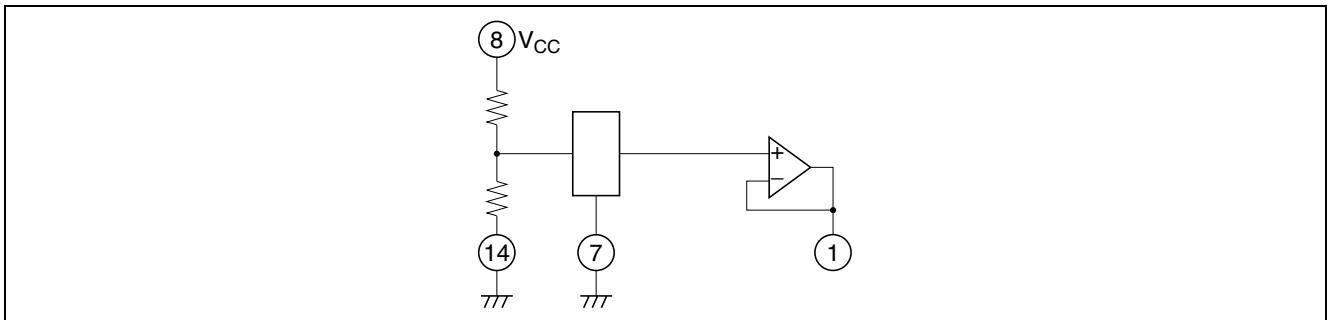


Figure 1 The Block Diagram of Reference Supply Voltage

Input Block Diagram and Level Diagram

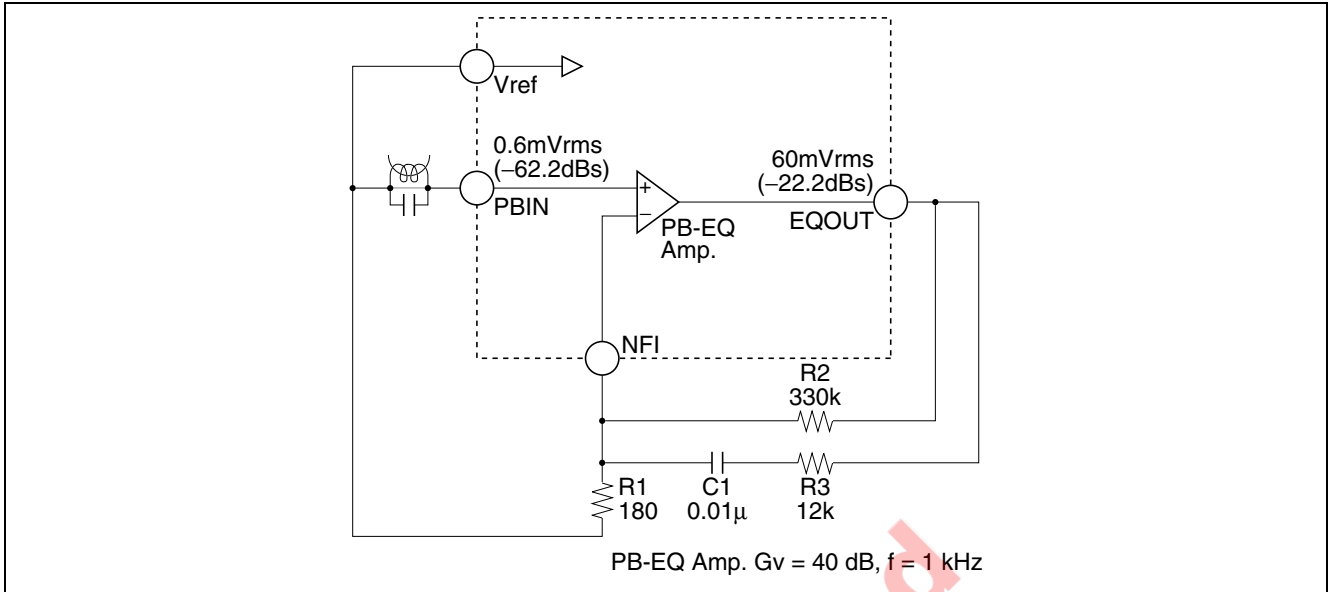


Figure 2 Input Block Diagram

Cutoff Frequency, Gain of PB-EQ Amp.

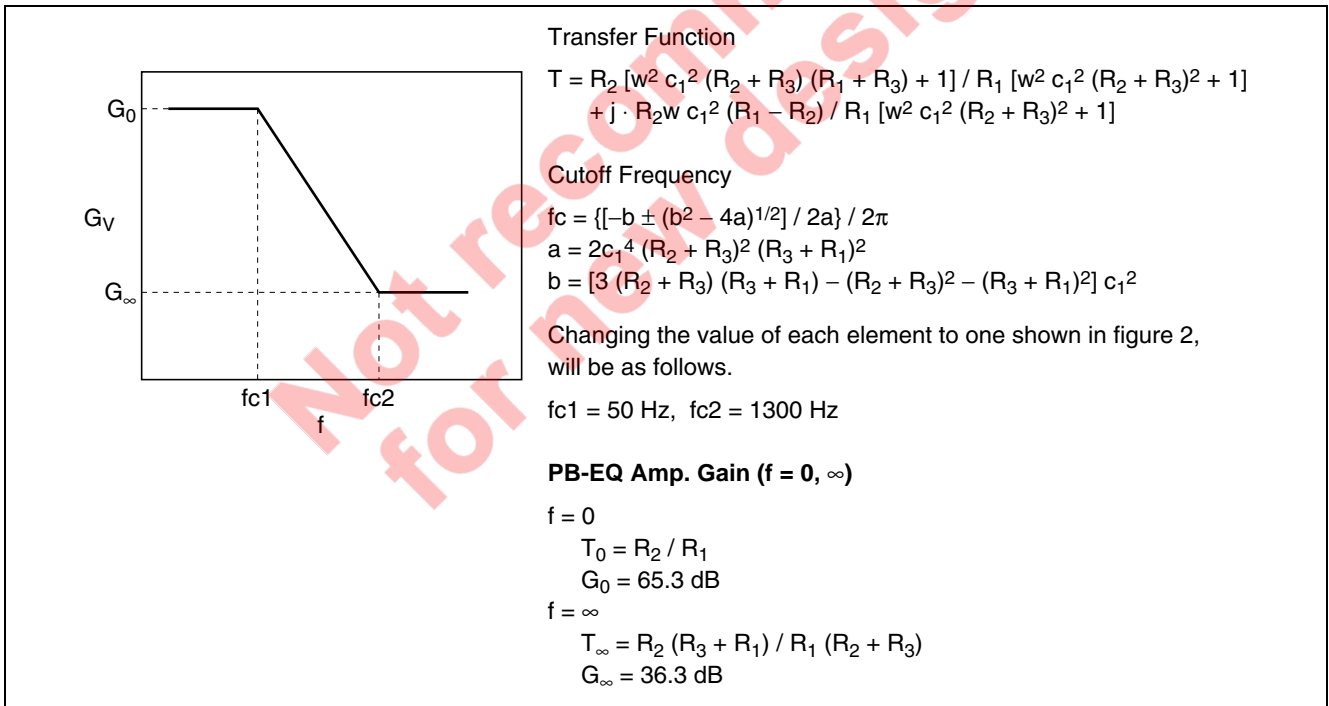
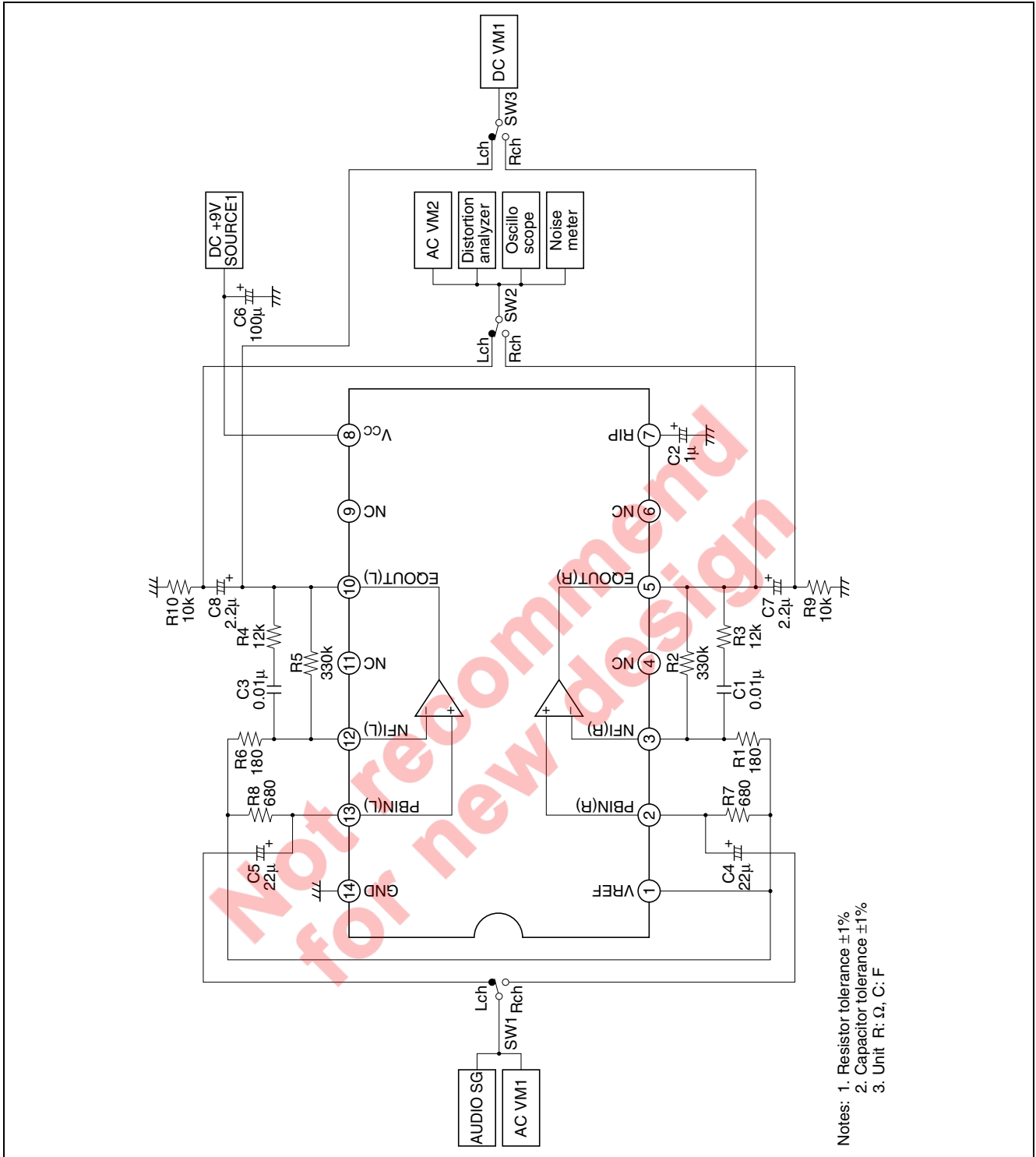
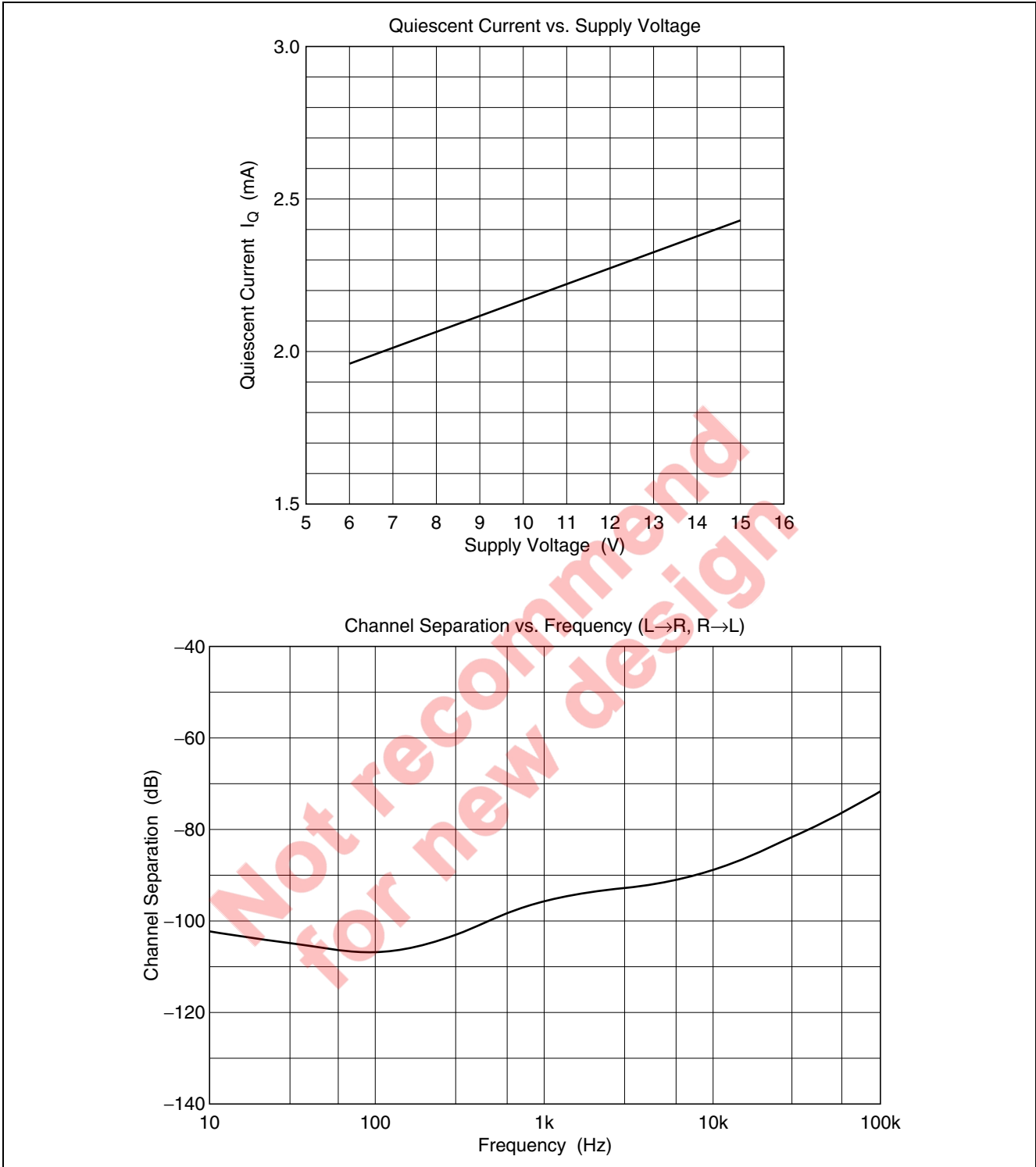


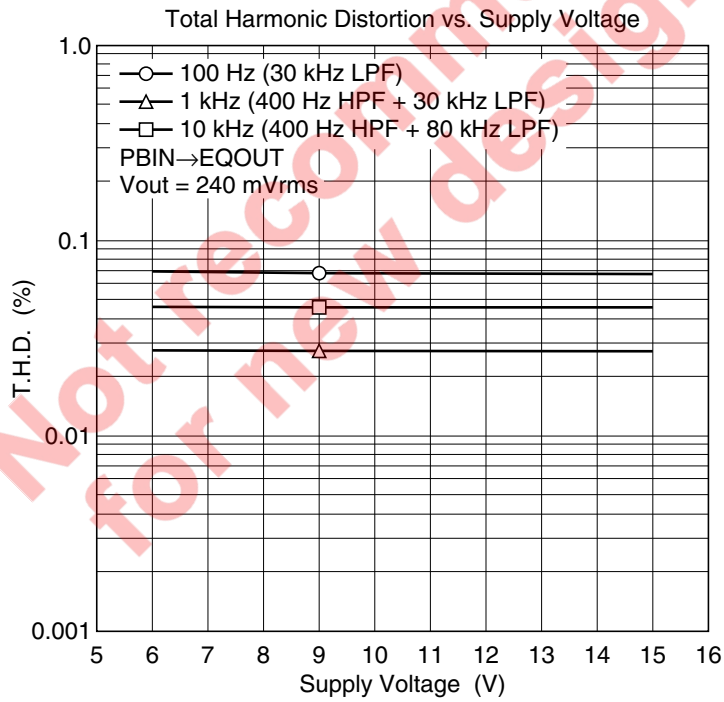
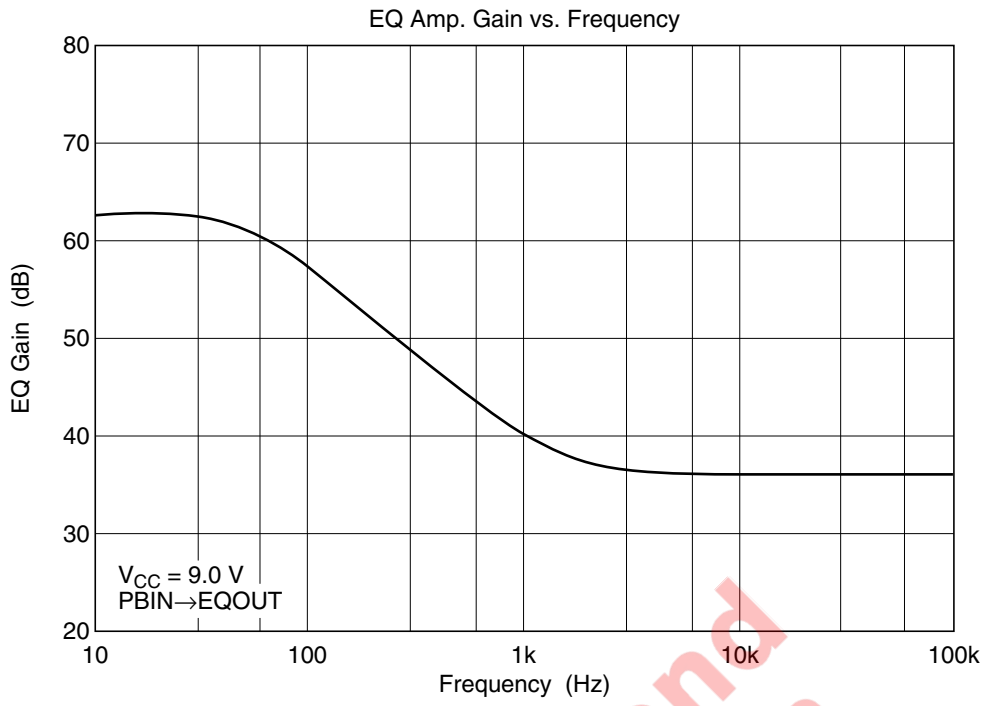
Figure 3 Cutoff Frequency of PB-EQ Amp.

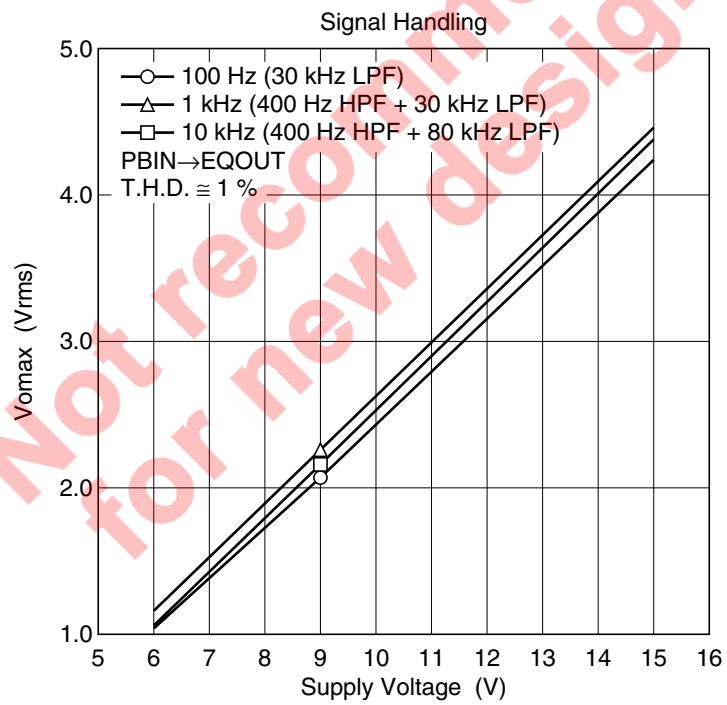
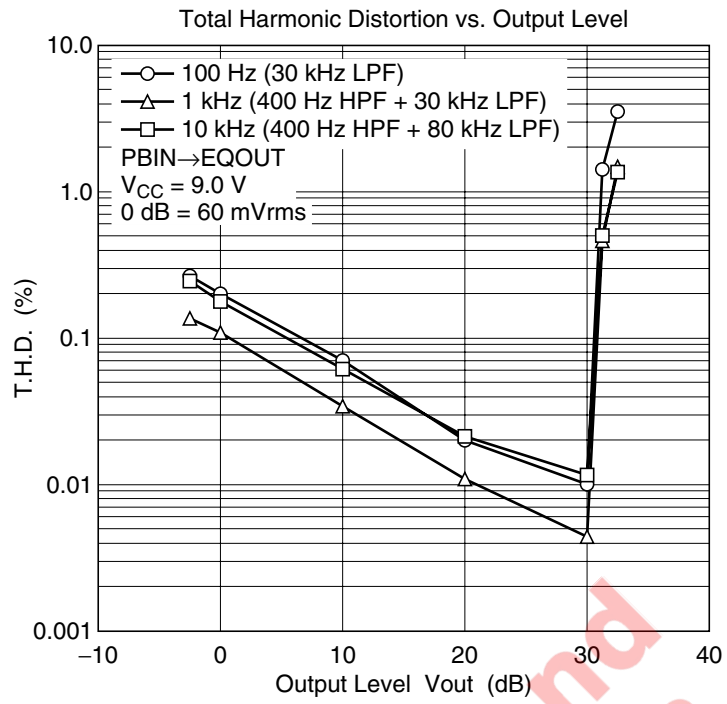
Test Circuit

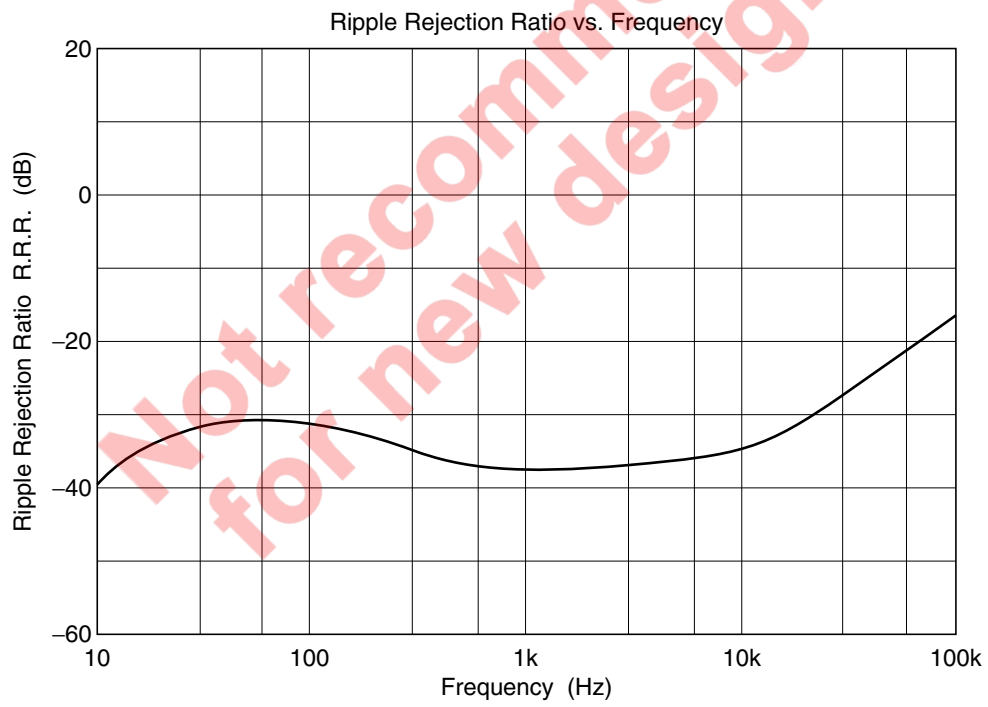
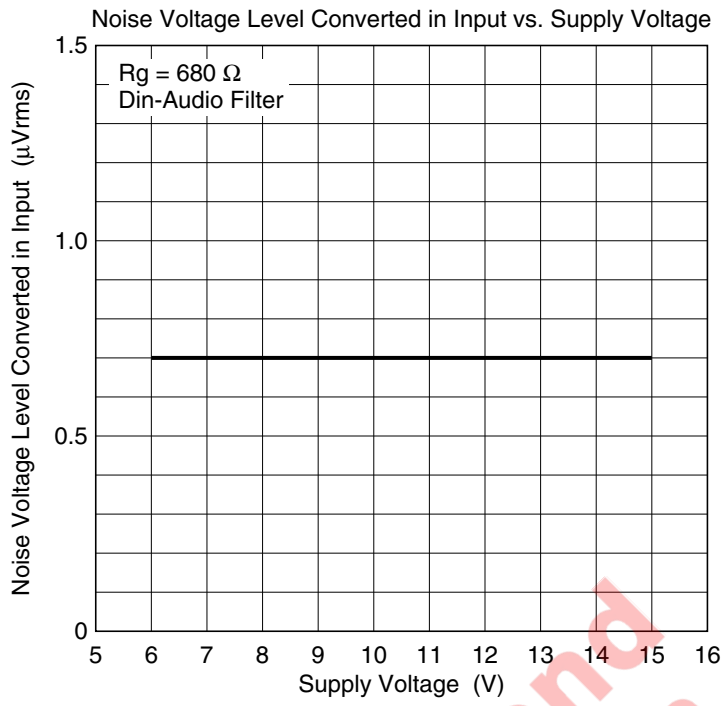


Characteristic Curves

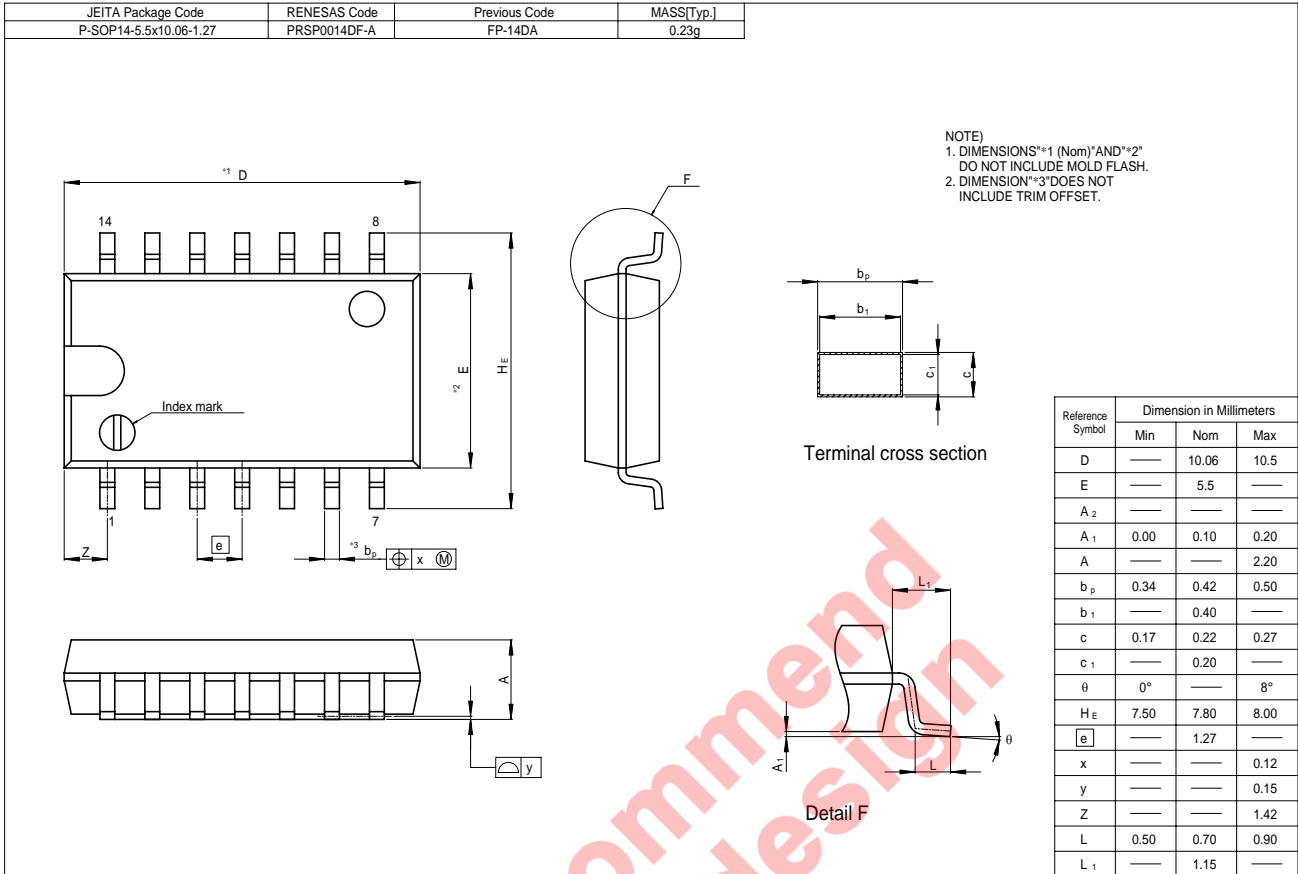








Package Dimensions



Not recommended for new design

Renesas Technology Corp. Sales Strategic Planning Div. Nippon Bldg., 2-6-2, Ohte-machi, Chiyoda-ku, Tokyo 100-0004, Japan

Keep safety first in your circuit designs!

1. Renesas Technology Corp. puts the maximum effort into making semiconductor products better and more reliable, but there is always the possibility that trouble may occur with them. Trouble with semiconductors may lead to personal injury, fire or property damage.
Remember to give due consideration to safety when making your circuit designs, with appropriate measures such as (i) placement of substitutive, auxiliary circuits, (ii) use of nonflammable material or (iii) prevention against any malfunction or mishap.

Notes regarding these materials

1. These materials are intended as a reference to assist our customers in the selection of the Renesas Technology Corp. product best suited to the customer's application; they do not convey any license under any intellectual property rights, or any other rights, belonging to Renesas Technology Corp. or a third party.
 2. Renesas Technology Corp. assumes no responsibility for any damage, or infringement of any third-party's rights, originating in the use of any product data, diagrams, charts, programs, algorithms, or circuit application examples contained in these materials.
 3. All information contained in these materials, including product data, diagrams, charts, programs and algorithms represents information on products at the time of publication of these materials, and are subject to change by Renesas Technology Corp. without notice due to product improvements or other reasons. It is therefore recommended that customers contact Renesas Technology Corp. or an authorized Renesas Technology Corp. product distributor for the latest product information before purchasing a product listed herein.
The information described here may contain technical inaccuracies or typographical errors.
Renesas Technology Corp. assumes no responsibility for any damage, liability, or other loss rising from these inaccuracies or errors.
Please also pay attention to information published by Renesas Technology Corp. by various means, including the Renesas Technology Corp. Semiconductor home page (<http://www.renesas.com>).
 4. When using any or all of the information contained in these materials, including product data, diagrams, charts, programs, and algorithms, please be sure to evaluate all information as a total system before making a final decision on the applicability of the information and products. Renesas Technology Corp. assumes no responsibility for any damage, liability or other loss resulting from the information contained herein.
 5. Renesas Technology Corp. semiconductors are not designed or manufactured for use in a device or system that is used under circumstances in which human life is potentially at stake. Please contact Renesas Technology Corp. or an authorized Renesas Technology Corp. product distributor when considering the use of a product contained herein for any specific purposes, such as apparatus or systems for transportation, vehicular, medical, aerospace, nuclear, or undersea repeater use.
 6. The prior written approval of Renesas Technology Corp. is necessary to reprint or reproduce in whole or in part these materials.
 7. If these products or technologies are subject to the Japanese export control restrictions, they must be exported under a license from the Japanese government and cannot be imported into a country other than the approved destination.
Any diversion or reexport contrary to the export control laws and regulations of Japan and/or the country of destination is prohibited.
 8. Please contact Renesas Technology Corp. for further details on these materials or the products contained therein.
-

RENESAS SALES OFFICES



<http://www.renesas.com>

Refer to "<http://www.renesas.com/en/network>" for the latest and detailed information.

Renesas Technology America, Inc.
450 Holger Way, San Jose, CA 95134-1368, U.S.A
Tel: <1> (408) 382-7500, Fax: <1> (408) 382-7501

Renesas Technology Europe Limited
Dukes Meadow, Millboard Road, Bourne End, Buckinghamshire, SL8 5FH, U.K.
Tel: <44> (1628) 585-100, Fax: <44> (1628) 585-900

Renesas Technology Hong Kong Ltd.
7th Floor, North Tower, World Finance Centre, Harbour City, 1 Canton Road, Tsimshatsui, Kowloon, Hong Kong
Tel: <852> 2265-6688, Fax: <852> 2730-6071

Renesas Technology Taiwan Co., Ltd.
10th Floor, No.99, Fushing North Road, Taipei, Taiwan
Tel: <886> (2) 2715-2888, Fax: <886> (2) 2713-2999

Renesas Technology (Shanghai) Co., Ltd.
Unit2607 Ruijing Building, No.205 Maoming Road (S), Shanghai 200020, China
Tel: <86> (21) 6472-1001, Fax: <86> (21) 6415-2952

Renesas Technology Singapore Pte. Ltd.
1 Harbour Front Avenue, #06-10, Keppel Bay Tower, Singapore 098632
Tel: <65> 6213-0200, Fax: <65> 6278-8001