

# TRD SERIES

## Rocker/Paddle • How to Order

### SPECIFICATIONS

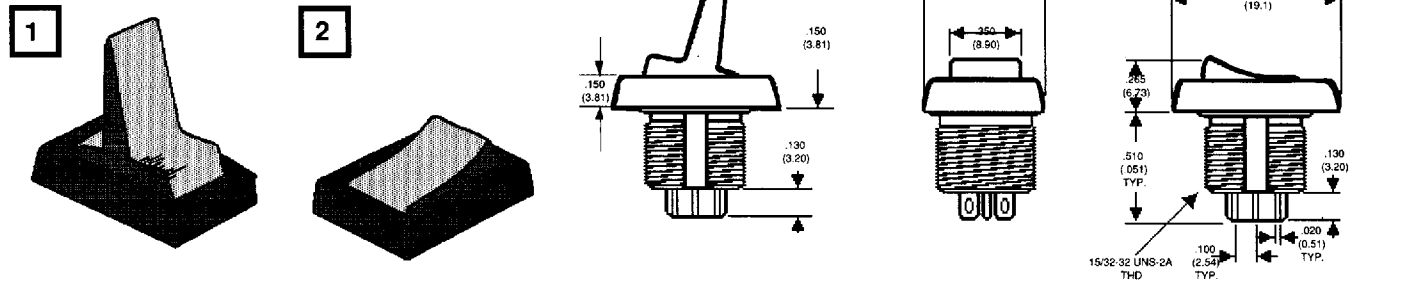
**Ratings:** ..... 3A maximum @ 125 VAC-silver contacts, option 3, 0.4 VA maximum @ 20 VDC -Gold contacts , option 1  
**Electrical Life:** ..... 2 pos. 20K cycles at full rated 3A load,80K at 0.4 VA, 3 pos. 10K cycles at full rated 3A load,60K at 0.4 VA  
**Mechanical Life:** ..... 2 pos. -100K actuations, 3 pos.-50K actuations  
**Operating Temperature:** ..... -20°C to +80°C(-4°F to +176°F)  
**Storage Temperature:** ..... -45°C to +93°C(-49°F to +199°F)  
**Static Withstanding:** ..... 15KV, per IEC 801-2  
**Initial Contact Resistance:** ..... 20 milliohms maximum  
**Dielectric Strength:** ..... 500 volts RMS at sea level  
**Insulation Resistance:** ..... 1000 megohms minimum @ 500 VDC  
**Housing/Beveled Frame:** ..... Nylon, Black matte finish  
**Movable Contacts:** ..... Copper alloy w/ silver inlay contact or gold plate  
**Fixed Contact/Terminal:** ..... Copper alloy w/ silver inlay contact or gold plate  
**Terminal Seal:** ..... Epoxy

**Solder Heat Resistance\*:** ..... Meets MIL-STD-202, Method 208  
 \*NOTICE: Caution should be used when hand-soldering. Solder heat Resistance-550°-600°F for less than 5 seconds. Solder with the switch in the closed position.

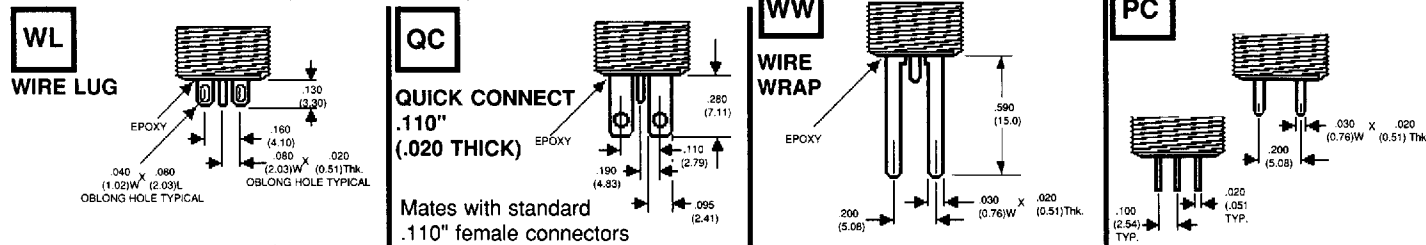
### HOW TO ORDER

MODEL	CONTACT RATING	FUNCTION	ACTUATOR	ACTUATOR COLOR	TERMINAL	MOUNT	L.E.D. ILLUMIN.	L.E.D. COLOR
TRD 1	Single Pole Gold 0.5VA	Single pole D on-on E on-off-on F on-(on) G (on)-off-(on) H on-off-(on)	1 Rocker 2 Paddle	0 black 2 red 6 blue 9 yellow	WL Wire Lug WW Wire Wrap QC Quick Connect PC Printed Circuit	15/32" round hole 5 1/2" square hole	L beveled frame adaptor LR Integral w/ rocker Option 1 (TRD 1 only)	none (Option L) 2 red 4 yellow 5 green 25 bi-color red/green

### ACTUATORS



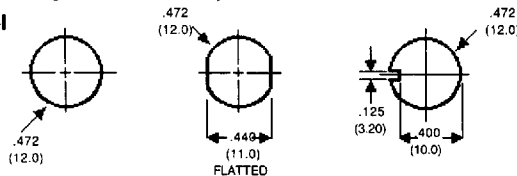
### TERMINATIONS (Epoxy seal standard)



### 15/32" HOLE STANDARD

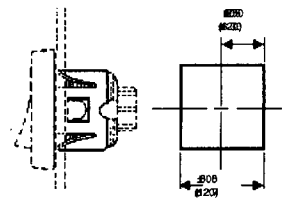
Standard TRD bushing will mount in any hole shown below.

**Recommended panel thickness:**  
 .030 to .250"  
 One hex nut, one internal tooth lock-washer supplied.



### 5 1/2" SQUARE CUTOUT SNAP-IN ADAPTOR

**Recommended panel thickness:**  
 .030 to .125"  
**Material:** Bright stainless steel  
 To specify adaptor separately, use P/N TRD 10793



SPECIFICATIONS SUBJECT TO CHANGE WITHOUT NOTICE.



# TRD SERIES

## Rocker/Paddle • How to Order

### CONTACTS/RATING/UL RECOGNITION

**1** 0.4VA MAX. @ 20 VDC  
Movable Contact:

Copper Alloy,  
Gold plate

Fixed Contact/terminal: Copper alloy,  
Gold plate

**3** 3A MAX. @ 125VAC  
Movable Contact:

Copper Alloy,  
Silver inlay

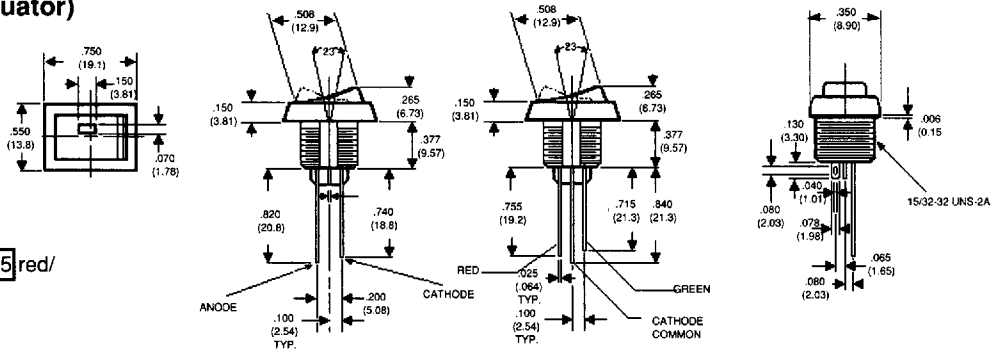
Fixed Contact/terminal: Copper alloy,  
Silver inlay

**UL** For contact option 3  
Rating: 3A, 120 VAC(Resistive)  
File: E46765

**RU** Underwriters Laboratories, Inc.  
marking stamped under beveled frame

### L.E.D. ILLUMINATION -SINGLE AND BI-COLOR

**LR** L.E.D. INTEGRAL (Rocker Actuator)  
All SPDT functions



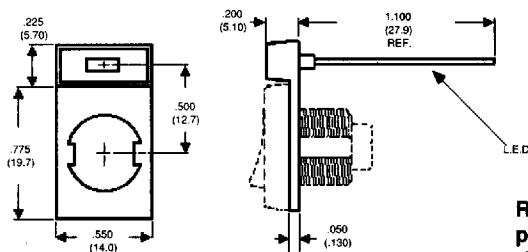
Standard mounting dimensions apply. L.E.D. supplied in **2** red, **4** yellow, **5** green, or **25** red/green.

#### L.E.D. Specifications:

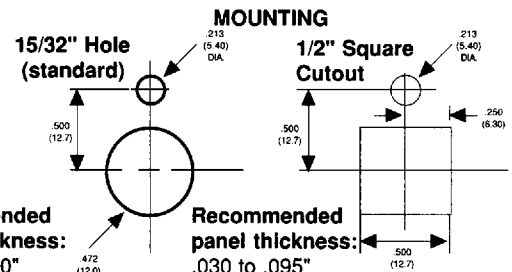
**Max. voltage:** 2.8 VDC

**Max. forward current:** red-20mA, Yellow-25 mA, green-25 mA, red/green-40 mA

**L** L.E.D. BEVELED FRAME ADAPTOR (accepts rectangular L.E.D.)



**Material:** Nylon 6/6  
**Color/Finish:** black, matte

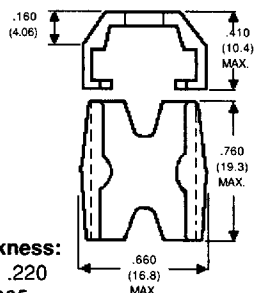
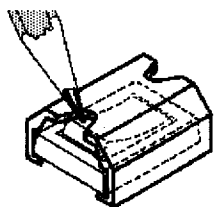


### FUNCTIONS

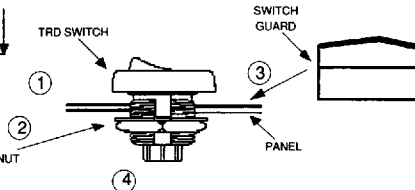
	SINGLE POLE	DOUBLE POLE	123	123	123
	<b>D</b>	<b>N</b>	456	456	456
	<b>E</b>	<b>P</b>	On	None	On
	<b>F</b>	<b>R</b>	On	Off	On
	<b>G</b>	<b>S</b>	On	None	(On)
	<b>H</b>	<b>T</b>	(On)	Off	(On)
			On	Off	(On)
	SPDT Terminals connected:		2-3	---	1-2
	DPDT Terminals connected:		2-3	---	1-2
			5-6	---	4-5

**None** No mechanical position  
**Off** Mechanical position, no electrical connection  
**(On)** Momentary mechanical position, electrical connection

### SWITCH GUARD



1. Insert switch in panel.
2. Attach lockwasher and hexnut.
3. Snap switch guard onto switch.
4. Tighten hex nut.



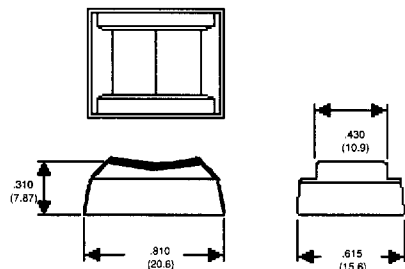
**Recommended Panel Thickness:**  
15/32" Hole standard-.030 to .220  
1/2" Square Cutout-.030 to .095

**Material:** Nylon 6/6

**Color/Finish:** Black matte

Specify separately, P/N TRD10979

### ROCKER BOOT SEAL



To specify boot seal use P/N TRD11494

SPECIFICATIONS SUBJECT TO CHANGE WITHOUT NOTICE.



Alcoswitch® 1551 Osgood Street

N. Andover, MA 01845 USA

Tel: (508)685-4371

FAX: (508)686-9545

TLX: 275423