


# Autotransformer AT3 2-44/46-4



Picture shows AT3 2-20/21-4

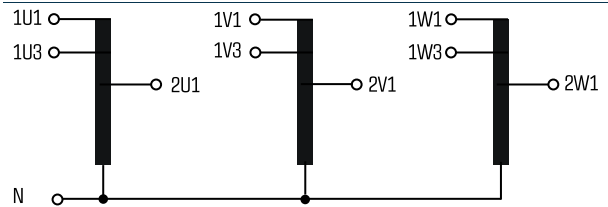
## Advantages

Reverse mode possible
Very high efficiency
Patented assembly technology to lower heat losses
Very good corrosion protection and low noise thanks to BLOCK IMPEX vacuum impregnation
Fixed, contact protected screw connection terminals complying with UVV BGV A3
Multifunctional fixing rails with 12 oval slots
Enlarged fixing rail for easy installation from above
Integrated crane eyes

## Applications

Autotransformer for adjustment of the voltage on the input and output sides with no requirement for electrical isolation.

## Sample application



## Standards

Autotransformer  
to: VDE 0570 Teil 2-13, DIN EN 61558-2-13, EN 61558-2-13,  
IEC 61558-2-13, UL 5085-1/-2, CSA 22.2 No.66

## Approvals



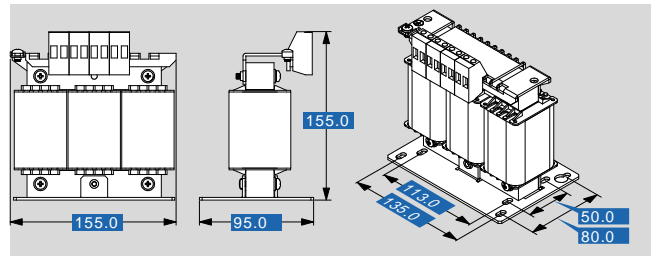
UL 5085-1/-2, CSA 22.2 No.66



# Autotransformer AT3 2-44/46-4

Type		AT3 2-44/46-4
Electrical data	Input	
	Rated input voltage	3 x 440/460 Vac
	Rated frequency	50 - 60 Hz
	Output	
	Rated output voltage	3 x 400 Vac
	Rated Power	2,000 VA
	Vector group	YNΔ0
	Efficiency	87.0 %
	Approvals	
	Approvals	cURus
Environment		
Ambient temperature max.	40 °C	
Safety and protection		
Type	Open type	
Insulation class	F	
Protection index	IP 00	
Safety class (prepared)	I	
Short circuit strength	non-short-circuit proof	
Test voltage	4,000 Vac, 50 Hz	
Order numbers		
Recommended enclosure	BGUK 10	
<b>Order Number</b>	<b>AT3 2-44/46-4</b>	

Type		AT3 2-44/46-4
Mechanical data	Terminal and mounting	
	Fixing method	Mounting brackets
	Fixing screws	M5
	Terminals	Screw-type terminals
	Terminals Input	Screw clamp, 4 mm <sup>2</sup>
Terminals Output	Screw clamp, 4 mm <sup>2</sup>	
Terminals PE	Screw-type terminal, 4 mm <sup>2</sup>	
Measures and weights		
Core type	3 UI 75/26,5	
Weight	4.1 kg	



Subject to change.