



THE INFORMATION CONTAINED IN THIS DRAWING IS THE SOLE PROPERTY OF L-COM, INC. ANY REPRODUCTION IN PART OR WHOLE WITHOUT THE WRITTEN PERMISSION OF L-COM, INC. IS PROHIBITED.

REVISIONS			
REV	DESCRIPTION	DATE	APPROVED
A	RELEASED FOR PRODUCTION	02/09/01	MCCORMICK
B	ECN 3119: UPDATE DWG FORMAT	12/17/07	D.GRIFFIN
C	ECN 5558: UPDATED TO MATCH NEW SUPPLIER, UPDATE FORMAT	6/20/11	D. CASTRO

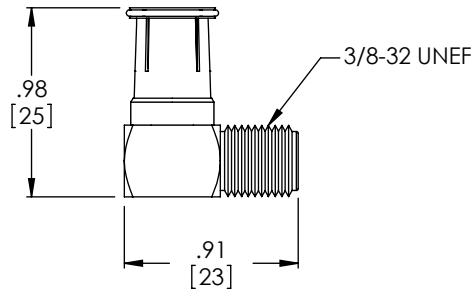
DESCRIPTION	MATERIAL	FINISH
BODY	BRASS	NICKEL
DIELECTRIC ("F") MALE	DELRIN	---
DIELECTRIC ("F") FEMALE	PP	---
PIN ("F") FEMALE	PHOSPHOR BRONZE	TIN
PIN ("F") MALE	BRASS	NICKEL
RETAINING RING	BRASS	NICKEL



TYPE "F" FEMALE CONNECTOR



TYPE "F" MALE QUICK CONNECTOR



RoHS Compliant ✓

NOTES:

1. IMPEDANCE: 75 OHMS.
2. CONNECTOR SHALL BE INDIVIDUALLY PACKAGED IN ACCORDANCE WITH L-COM SPEC. PS-0031.

UNLESS OTHERWISE SPECIFIED, DIMENSIONS ARE IN INCHES [mm] OVERALL CABLE LENGTH TOLERANCE: ≤12 [305] = +1 [25] / -0 >12 [305] ≤60 [1524] = +2 [51] / -0 >60 [1524] ≤120 [3048] = +4 [102] / -0 >120 [3048] ≤300 [7620] = +6 [152] / -0 >300 [7620] = +3% / -0%	APPROVALS	DATE		45 BEECHWOOD DRIVE NORTH ANDOVER, MA 01845	
	DRAWN BY C.McCORMICK	02/09/01			
ALL OTHER DIMENSIONAL TOLERANCES: .X = ± .2 .XX = ± .02 .XXX = ±.005	CHECKED BY D.PARHAM	02/09/01	CATEGORY COAXIAL		
	APPROVED BY R.CARRICK	02/09/01	PRODUCT DESCRIPTION ADAPTOR F F/F M PUSH ON RA		
PROJECTION 	COLOR VARIATIONS MAY OCCUR	SIZE A	FSCM NO. 43321	DWG. NO. BA126	REV. C
REF	SCALE: NONE	CAD FILE: BA126.SLDDRW	SHEET 1 OF 1		