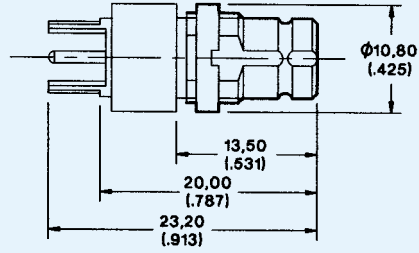


Printed Circuit Board Connectors

**Straight Panel Jack  
All Couplings**

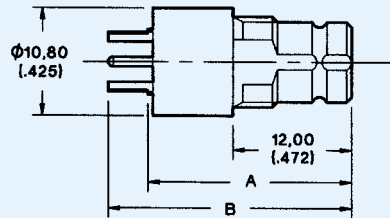
Part Number  
F50-A51-9001A9A



Mounting Plan P & E (Page 108). Maximum Panel Thickness 1,50 (.059)

**Straight Jack  
All Couplings**

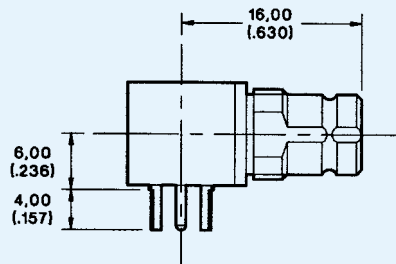
Part Number	A	B
F50-A51-9002A9A	20,80 (.818)	25,00 (.984)
F50-A51-9003A9A	21,50 (.846)	28,50 (1.122)



Mounting Plan B (Page 108)

**Right Angle Jack  
All Couplings**

Part Number  
F50-A53-9001A9A



Mounting Plan B (Page 108)