SYMBOL DEFINITION		MISSING SYMBOLS
A DIMENSION WITHOUT AN INSPECTION REPORT SYMBOL ( ) DOES NOT REQUIRE INSPECTION. IT MAY BE CONTROLLED ON THE INDIVIDUAL COMPONENT DRAWING.	TOTAL NO OF INSPECTIONS REQUIRED: 49	29
	LAST NO. USED: 29	

DWG STATUS DATE	STS	REV	N/P	CHG	ZONE	REVISION HISTORY	AUTH	DR	APVD 1	APVD 2
100C04	R	01	-	-		13513037, 13513038 AND 13513039 CREATED PART DRAWING; 15496986 WAS SEPARATE DRAWING	259321	BRB	BRB	SM
02MR05	R	02	-	-		ALL PARTS - ADDED CARRIER STRIP FORMED VIEW, WIRE CRIMPED VIEW, REEL AND CARRIER STRIP VIEW, BOTTOM VIEW, RIGHT VIEW, BACK VIEW & VIEWS OF TYPES 102-104; ADDED DIMS 2-PLCS, PACKAGING NOTES; UPDATED NOTES; REVISED TERMINAL CHART	265813	MAC	MAC	RF
25AP05	R	03	-	-		ALL PARTS - PROCESS SENSITIVE DIMENSION WAS 3 AND ADDED NOTE 3	267587	JPB	TRB	RMF
09SE05	R	04	-	-		ALL PARTS: REVISED GRAPHICS, DIMENSIONS (3 PLACES), AND NOTE 2; ADDED TERMINAL REEL PART NUMBER AND DETAIL VIEW C: 6.51 [A] SEE NOTE 3 DIMENSION WAS 6.51; REMOVED PACKAGING WEIGHT NOTE AND 2.5 [B] DIMENSION	271887	MM	MM	RMF

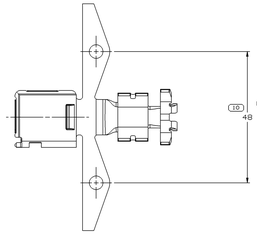

CARRIER STRIP FORMED VIEW
TYPE 101

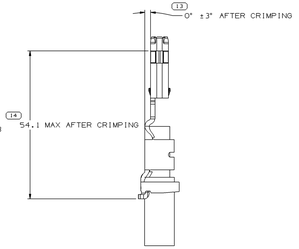

WIRE CRIMPED VIEW
TYPE 101

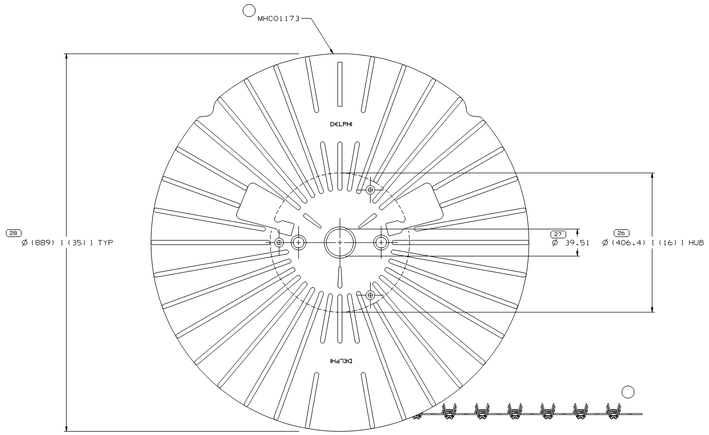

REEL AND CARRIER STRIP VIEW
NO SCALE

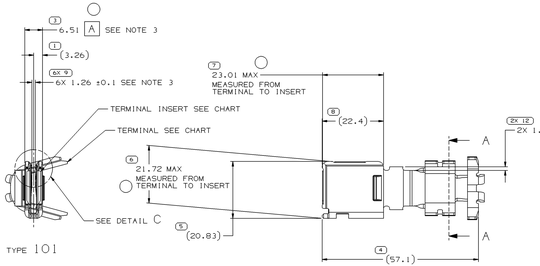

TYPE 101

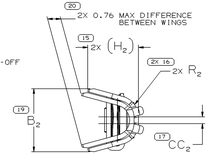

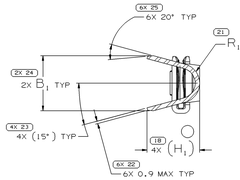

SECTION A - A

TYPE 102
SAME AS TYPE 101
EXCEPT AS SHOWN
SCALE 2:1

TYPE 103
SAME AS TYPE 101
EXCEPT AS SHOWN
SCALE 2:1

TYPE 104
SAME AS TYPE 101
EXCEPT AS SHOWN
SCALE 2:1

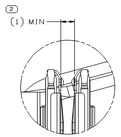

DETAIL C
SCALE 5:1

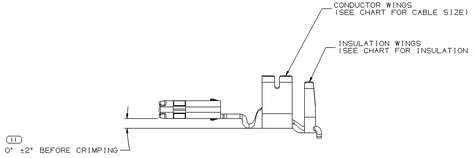

PACKAGING NOTES:

1. DIMENSIONS IN BRACKETS [ ] ARE IN INCHES.
2. TERMINALS MUST BE SINGLE WRAPPED ON PLASTIC REEL WITH MINIMUM 50 LB. PASSIVATED (NON ABRASIVE) SEPARATING MATERIAL.
3. TERMINALS MUST FLOW OFF BOTTOM OF REEL FROM LEFT TO RIGHT WITH CARRIER STRIP FACING OBSERVER AND CRIMP WINGS FACING UPWARD.
4. PARTS SHOULD BE PLACED IN CLEAN PLASTIC TUBS OR PANS LINED WITH POLYETHYLENE BAGS DURING PROCESSING. BAGS SHALL BE CLOSED DURING STORAGE AND SHIPMENT. NOTE: WAX LINED BOXES MAY BE SUBSTITUTED FOR POLYETHELYENE BAGS. REELS TO BE PROTECTED FROM SHIPPING DAMAGE.
5. PACKAGING SHOULD MEET GM 1738 REQUIREMENTS.

NOTES

1. UNLESS OTHERWISE SPECIFIED AND/OR INDICATED:

   DIMENSIONS ARE TO FACE OF VIEW SHOWN AND AUTOMATICALLY ROUNDED BY COMPUTER FOR INSPECTION (SEE MATH MODEL FOR PRECISE DIMENSIONS). FOR ALL OTHER DIMENSIONS NOT SHOWN BUT REQUIRED FOR TOOL BUILD, SEE MATH MODEL FOR PRECISE TOOL PATH DATA.
2. VISUAL CRACKS ARE NOT PERMISSIBLE.
3. DIMENSION TO BE MEASURED WITH SIDES OF INSERT HELD PARALLEL TO 6.51 ([A]) DIMENSION.
4. HIGH FLEX CABLE RECOMMENDED FOR 19mm² AND 32mm² APPLICATIONS.

   HIGH FLEX CABLE REQUIRED FOR 50mm² AND 62mm² APPLICATIONS.

SCALE 1:1

PART NO	REV	N/P	TERMINAL	TERMINAL INSERT	TYPE	STATUS	CABLE SIZE (MM²)	CABLE ID	CABLE DIAMETER	B1 ±0.4	B2 ±0.4	CC ±0.2	(H1)	(H2)	CC +0.5/-0.3	R1 +0.6/-0.3	R2 ±0.3	MATING DIRECTION
15496986	03	-	15496200	15496201	104	-	13 TO 19	5	8.43 +/-0.41	12.3	15.9	30	11.7	12.2	2.3	4.8	5.5	RT ANGLE
13513039	02	--	13513035	15496201	101	-	62	00	14.71 +/-0.41	20.1	23	45.6	19.1	18.1	2.5	7.2	7.7	RT ANGLE
13513038	02	-	13513034	15496201	102	-	40 TO 50	0	13.61 +/-0.41	17.4	21.1	44	17.8	18.2	2.5	6	6.7	RT ANGLE
13513037	02	-	13513033	15496201	103	-	32	2	10.75 +/-0.41	15	18.6	36.5	15	14.9	2.3	5.4	6.3	RT ANGLE

DRAWING NUMBER					
13513040					
SIZE	SCALE	FRAME NO	SHEET NO	STS	REV	N/P
A1x3	2:1	2 OF 2	1 OF 1	R	04	-

DELPHI
DELPHI PACKARD ELECTRIC SYSTEMS
WARREN, OH

	DATE
DR APVD1 BARRY BUBNG	100C04
APVD2 BARRY BUBNG	100C04
APVD3 SCOTT MC CLUCAS	100C04
APVD4	
APVD5	

SUBSTANCES OF CONCERN: PVC RECYCLED CONTENT PER DELPHI (DWF600)

MATERIAL
SEE DRAWING

DRAWING NAME
TAXI ASM TERM F PWR PACK 2000 SEALED

DRAWING NUMBER
13513040

SIZE	SCALE	FRAME NO	SHEET NO	STS	REV	N/P
A1x3	2:1	1 OF 2	1 OF 1	R	04	-

DWG TYPE
PART DRAWING

STYLE

VOLUME (CM³) | SYSTEM CODE

UNLESS OTHERWISE SPECIFIED
THIS DOCUMENT IS IN ACCORDANCE WITH ASME Y14.5M-1994 UNLESS OTHERWISE SPECIFIED. DIMENSIONS ARE TO TOLERANCE MINIMUM ROUNDED. SEPARATE PATTERNS OF FEATURES MAY BE SHARED TEMPORARILY REGARDLESS OF DATUM REFERENCES.

ALL DIMENSIONS ARE IN MILLIMETERS

(S) PROCESS SENSITIVE DIMENSION

REFERENCE

DIMENSIONS ENCLOSED IN ( ) INDICATE REFERENCE DIMENSIONS AND NO TOLERANCE IS APPLIED TO THESE DIMENSIONS.

DIMENSIONAL RANGE (MM)	CHART CF
0 TO 12	3-12
TOLERANCE UNLESS OTHERWISE SPECIFIED	±0.4
ANGULAR TOLERANCE ±2°	

THIRD ANGLE PROJECTION

DO NOT SCALE

USE MATH DATA

DELPHI

I 32 I 3040