

3.3V HCSL SMD Oscillator



Model: F530SL SERIES

RoHS/REACH Compliant / Pb Free

Rev. 3/24/2015

Page 1 of 2

http://www.foxonline.com/need_a_sample.htm



FEATURES

- HCSL Differential Output
- Low Phase Jitter (under 1pS RMS 12kHz~20MHz)
- Tape and Reel (1,000 pcs. STD)

• PART NUMBER SELECTION

Part Number	Model Number	Frequency Stability ¹	Operating Temperature (°C)	Frequency Range (MHz)
474C-Frequency-xxxxx	F530SL	±100PPM	0 ~ +70	15.000 ~ 160.000
475C-Frequency-xxxxx	F530SLR	±100PPM	-40 ~ +85	15.000 ~ 160.000
476C-Frequency-xxxxx	F535SL	±50PPM	0 ~ +70	15.000 ~ 160.000
550C-Frequency-xxxxx	F535SLR	±50PPM	-40 ~ +85	15.000 ~ 160.000
492C-Frequency-xxxxx	F536SL	±25PPM	0 ~ +70	15.000 ~ 160.000
636C-Frequency-xxxxx	F536SLR	±25PPM	-40 ~ +85	15.000 ~ 160.000

• ELECTRICAL CHARACTERISTICS

PARAMETERS	MAX (unless otherwise noted)
Frequency Range (Fo)	15.000 ~ 160.000 MHz
Storage Temperature Range (Tstg)	-55°C ~ +125°C
Supply Voltage (VDD)	3.3V ± 5%
Input Current (IDD)	40mA
Output Symmetry (Cross Point)	45% ~ 55%
Rise Time/Fall Time (0.175 ~ 0.525V)	
15.000 ~ 99.999999 MHz	1.0nS
100.000 ~ 160.000 MHz	0.7nS
Output Voltage (VOL)	-0.15 ~ 0.15V
(VOH)	-0.66 ~ 0.85V
Output Swing (VOPP)	0.65V Min
Output Load	50 Ohms to GND
Standby Current	10µA
Start-up Time (Ts)	10mS
Output Diabie Time ²	200mS
Output Enable Time ²	10mS
Aging (per year @ 25C)	±3 PPM
Phase Jitter (12kHz~20MHz)	1pS RMS
Maximum Soldering Temp / Time	260°C / 10 Seconds
Moisture Sensitivity Level (MSL)	1
Termination Finish	Au

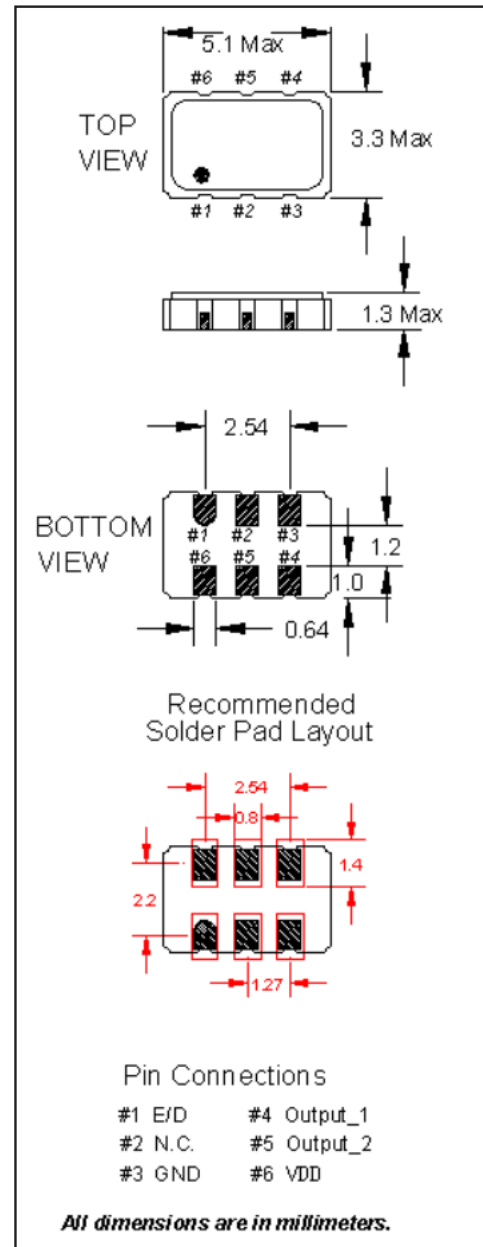
¹ Inclusive of 25°C tolerance, and operating temperature range.

² An internal pullup resistor from pin 1 to pin 6 allows active output if pin 1 is left open.

Note: A 0.01µF capacitor should be placed between VDD (Pin 6) and GND (Pin 3) to minimize power supply noise.

Dimensional drawing is for reference to critical specifications defined by size measurements. Certain non-critical visual attributes, such as side castellations, reference pin shape, etc. may vary.

All specifications subject to change without notice.



• ENABLE / DISABLE FUNCTION

Pin 1	Out 1 (Pin 4) Out 2 (Pin 5)
OPEN ²	ACTIVE
'1' Level VIH ≥ 70% VDD	ACTIVE
'0' Level VIL ≤ 30% VDD	High Z

3.3V HCSL SMD Oscillator



Model: F530SL SERIES

RoHS/REACH Compliant / Pb Free

Rev. 3/24/2015

Page 1 of 2

http://www.foxonline.com/need_a_sample.htm

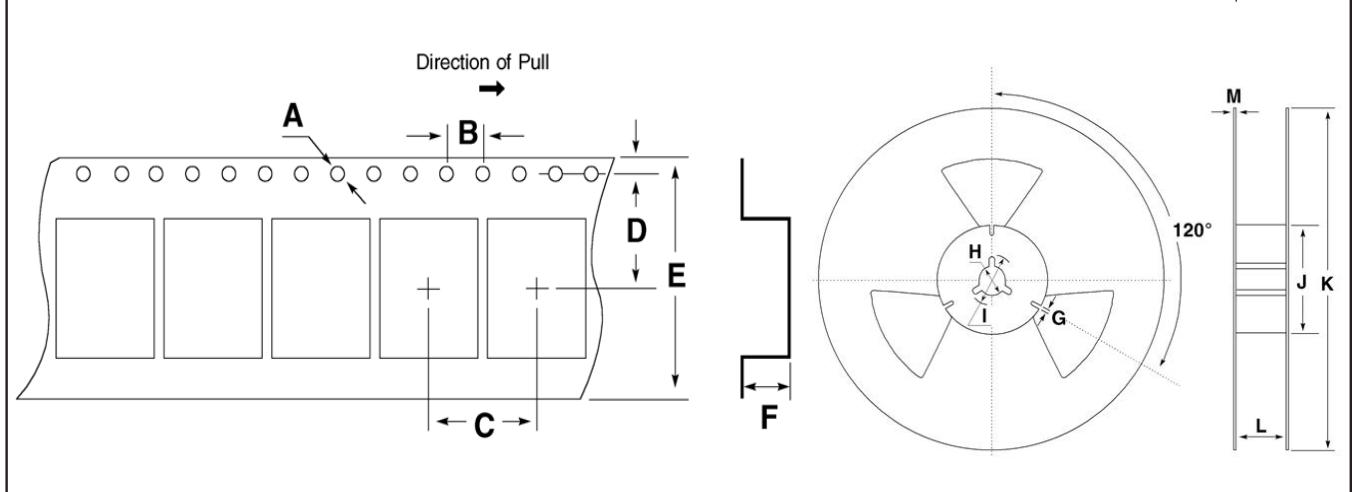
Need a
Sample®

• TAPE SPECIFICATIONS (millimeters)

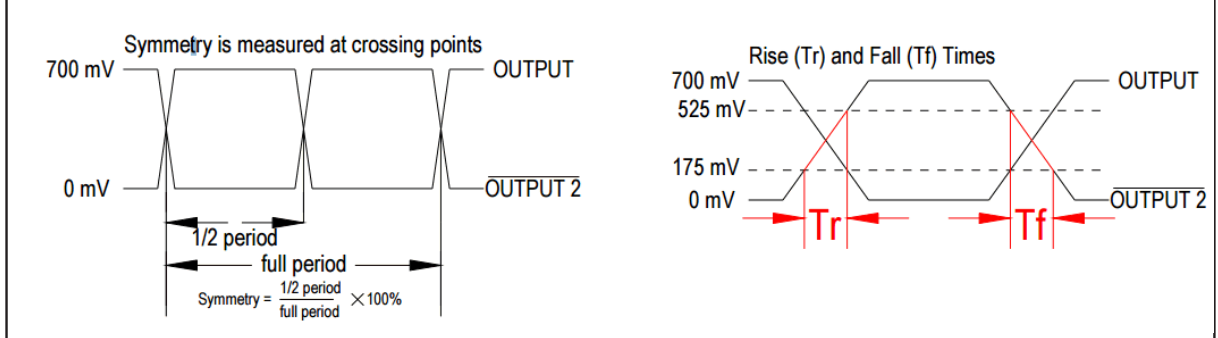
MODEL	A	B	C	D	E	F	STD Reel QTY
F530SL Series	Ø1.55	4.0	8.0	5.5	12.0	1.5	1,000

• REEL SPECIFICATIONS (millimeters)

MODEL	G	H	I	J	K	L	M
F530SL Series	2.0	Ø13	Ø21	Ø62	Ø180	13.5	2.0



• WAVEFORM CHARACTERISTICS



• RECOMMENDED CIRCUIT

