


Amphenol Coax Europe

RF/Microwave
Coaxial Connectors



Amphenol Connecting People and Technology

Cable Applicable Cables

Group

- 01 141/ 303/ 58/ 58A/ 58C/ B7806A/ LMR195/ KX15/
M17-28/ L190-16/ L910-30
- 01A 142/ 142A/ 142B/ 223/ 400/ 55/ M17-84/ KX23
- 01B B7807A/ LMR200,
- 02 122/ 58 Plenum/ 58 Thinnet/ B88240/ B89907
- 03 140/ 210/ 59/ 59A/ 59B/ 62/ 62A/ M17-30/ KX30/
M17-29/ KX25/ KX52/ KX53/ KX61/ L910-12/
L910-13
- 03A 59-20AWG
- 04 59 Plenum
- 04A 59 Plenum-20AWG
- 05 174/ 188/ 188A/ 316/ B7805A/ KX3/ KX22/
M17-113/ M17-119
- 05A 316 Double Braided
- 06 179/ 179A/ 179B/ 187/ 187A/ B9221/ M17-94/
L910-22/ KX55
- 06A 179 Double Braided
- 07 213/ 393/ 8/ 8A/ KX4
- 07A 214/ KX13
- 07B 8X/ B7808A/ LMR240
- 07C B7810A/ B8214/ B9913/ LMR400
- 07D B89913
- 07E 11/ 11A
- 07F 11-14AWG/ B1859A/ B7731/ B8213/ B9292/ KX8
- 08 143/ 212/ 6/ KX50/ KX51/ L910-8
- 08A B1694A/ B9248
- 08B 6 Plenum/ B1695A
- 09 B8227/ B89207
- 10 .141 semi rigid/ RG402/ KS52
- 11 .085 semi rigid/ 405/ KS51
- 12 .250 semi rigid
- 13 .047 semi rigid
- 14 178/ 178A/ 178B/ 196/ 196A
- 15 B8281/ B9141/ B9231
- 15A B88281
- 16 180/ 180A/ 195/ B1855/ B1865A/ B8218/
M17-95/ L910-19/ L910-34/ FLEX3/ BT3002
- 17 LMR600
- 18 AT&T734A/ B1505A
- 19 AT&T735A/ B735A1

See page 205 for coaxial crimp tools

Applicable Cables	Cable Group	Applicable Cables	Cable Group
.047 semi rigid	13	B1859A	07F
.085 semi rigid	11	B1865A	16
.141 semi rigid	10	B735A1	19
.250 semi rigid	12	B7731	07F
6	08	B7805A	05
6 Plenum	08B	B7806A	01
8	07	B7807A	01B
8A	07	B7808A	07B
8X	07B	B7810A	07C
11	07E	B8213	07F
11-14AWG	07F	B8214	07C
11A	07E	B8218	16
55	01A	B8227	09
58	01	B8281	15
58 Plenum	02	B88240	02
58 Thinnet	02	B88281	15A
58A	01	B89207	09
58C	01	B89907	02
59	03	B89913	07D
59A	03	B9141	15
59B	03	B9221	06
59-20AWG	03A	B9231	15
59 Plenum	04	B9248	08A
59 Plenum-20AWG	04A	B9292	07F
62	03	B9913	07C
62A	03	BT3002	16
122	02	FLEX3	16
140	03	KS51	11
141	01	KS52	10
142	01A	KX3	05
142A	01A	KX4	07
142B	01A	KX8	07F
143	08	KX13	07A
174	05	KX15	01
178	14	KX22	05
178A	14	KX23	01A
178B	14	KX25	03
179	06	KX30	03
179A	06	KX50	08
179B	06	KX51	08
179 Double Braided	06A	KX52	03
180	16	KX53	03
180A	16	KX55	06
187	06	KX61	03
187A	06	L910-8	08
188	05	L910-12	03
188A	05	L910-13	03
195	16	L190-16	01
196	14	L910-19	16
196A	14	L910-22	06
210	03	L910-30	01
212	08	L910-34	16
213	07	LMR195	01
214	07A	LMR200	01B
223	01A	LMR240	07B
303	01	LMR400	07C
316	05	LMR600	17
316 Double Braided	05A	M17-28	01
393	07	M17-29	03
400	01A	M17-30	03
405	11	M17-84	01A
AT&T734A	18	M17-94	06
AT&T735A	19	M17-95	16
B1505A	18	M17-113	05
B1694A	08A	M17-119	05
B1695A	08B	RG402	10
B1855	16		

The Company

Amphenol Corporation is one of the largest manufacturers of interconnect products of the world. The company designs, manufactures and markets RF/microwave connectors; flat ribbon cable and interconnect systems; CATV cable and connectors; electronic connectors; and fiber-optic connectors.

The primary end markets for Amphenol products are communications and information processing, including cable television, cellular telephone, data communications and instrumentation; aerospace and military electronics; automotive, rail and other transportation; and industrial applications.

Amphenol Corporation is a world leader in providing integrated interconnect solutions to the telecommunications industry. Recognized worldwide as a technology leader in the wireless market, Amphenol offers a full complement of RF coaxial products from MMCX connectors used on cellular subscriber units to low intermodulation 7-16 DIN connectors used on cellular base stations. Today, Amphenol is a major player in this global arena; a position founded on the combined strengths of a broad product line and a leadership role in product innovation.

As the information super highway expands, the demand for interconnect solutions continues to grow into new and exciting areas. Amphenol is a leading producer of broadband coaxial cable, connectors and fiber optic interconnect components. Amphenol is uniquely capable of supplying the complete Hybrid Fiber/Coaxial (HFC) interconnect systems which form the backbone of the information super highway.



Amphenol

As a result, every household, business, private and government institution is a potential customer and will depend on Amphenol's commitment to quality and product innovation.

In the area of computers and electronic data interchange, Amphenol continues to concentrate on the fastest growing segments; such as cable assemblies and line terminators which bring reliable, miniaturized solutions to LANS and other interactive communications networks, to high density connectors utilized in next generation global telecommunications switching systems.

Amphenol's ability to provide fully integrated solutions even extends into the arena of smart card technology, where microchips and sophisticated chip card acceptor devices are being combined for a growing number of applications from banking, to security, to medicine, to voice recognition systems.

Maintaining this position as a leader in the field of communications requires close interaction with a worldwide customer base through international management teams, distributed manufacturing, global quality assurance programs and sophisticated distribution networks. By remaining totally committed to the customer, Amphenol provides the very highest levels of quality and responsive service, anywhere in the world.






















Amphenol RF Divisions

Amphenol is the world's largest manufacturer of RF connectors with experience extending over half a century. Our complete range of RF interconnect products are used in the cellular/ PCS, telecommunications, computer networking and instrumentation industries. These include Standard/ Miniature connectors (UHF, Mini-UHF, N, 50 & 75 ohm BNC, and RP-BNC, Twinaxial, DIN 1.6/5.6, TNC and RP-TNC); Subminiature connectors (SMA and RP-SMA, SMB, SMC, DIN 1.0/2.3, and size 8 contacts); MicroMate™ Microminiature connectors; DIN 7-16 and corrugated cable connectors. Amphenol offers a full line of semiflex and drop cable connectors to meet the demanding requirements of HFC broadband infrastructure being developed by CATV MSOs and telephone companies worldwide.

Complementing the RF connector product line is a comprehensive collection of low frequency connectors used in telecommunications, computer, and instrumentation markets. These include mass-terminated IDC connectors, D-Subminiature connectors, SCSI 2&3 connectors, Micro-Ribbon connectors, MeMs, Mini-DIN, Flexprint connectors and DIN 41612.

Contents

	MMCX Series	page 7		F Series	page 153
	MCX Series	page 17		Twin Series	page 161
	SMA Series	page 25		D-sub Series	page 165
	SMB/SMC/SMZ Series	page 51		FME Series	page 167
	Shielded Terminations	page 65		1.0/2.3 Series	page 171
	BNC Series	page 67		1.6/5.6 Series	page 175
	TNC Series	page 95		Filtered Series	page 183
	N Series	page 119		SSMB Series	page 189
	7/16 Series	page 135		Between Series Adapters	page 193
	UHF/MINI-UHF Series	page 145			
				Tools	page 205
				P.C.Board Mounting Hole Specifications	page 207
				Cable Assembly Instructions	page 209
				Index of Part Numbers	page 235

The Amphenol MMCX series is the next generation of micro-miniature connectors. Offering a reliable broadband performance from DC to 6 GHz. These 50 ohm connectors incorporate the industry-approved MMCX interface, assuring reliable snap-on/quick-disconnect mating and proven electrical performance. It's low-profile PCB receptacles make this series ideal for high-volume cellular, GPS and wireless base station applications.

Electrical Specifications

Impedance	50 ohm
Frequency range	0-6 GHz
Working voltage	170 VRMS max. at sea level
Dielectric withstanding voltage	500 VRMS min. at sea level
VSWR	Straight 1.3 max. Right angle 1.5 max.
Contact Resistance	Center contact 5 milliohms max. Outer conductor 2.5 milliohms max.
Insulator resistance	1000 Megohms min.

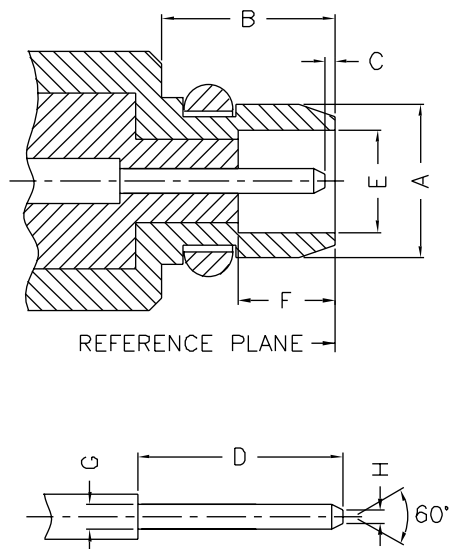
Material Specifications

Parts Name	Material	Finish
Body, Metal parts	Brass per QQ-B-626	Nickel or gold per requirement
Center	Male	Brass per QQ-B-626
Contacts	Female	Beryllium copper, per QQ-C-530
Insulators	PTFE	None
Crimp ferrules	Annealed copper	Nickel or gold per requirement

Mechanical Specifications

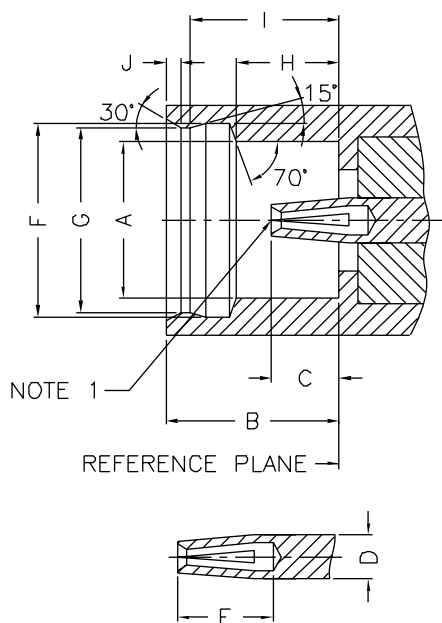
Engagement force	3.4 lbs max.
Disengagement force	1.4 lbs - 4.4 lbs
Contact retention	2.3 lbs. Min.
Durability (matings)	500 cycles min.

Interface mating dimensions



Plug

Letter	Millimeters [Inches]	
	Minimum	Maximum
A	-	2.40 [.095]
B	2.70 [.106]	-
C	0.00	0.25 [.010]
D	-	3.15 [.124]
E	1.58 [.062]	1.62 [.064]
F	1.45 [.057]	-
G	0.38 [.150]	0.42 [.017]
H	-	0.20 [.008]



Jack

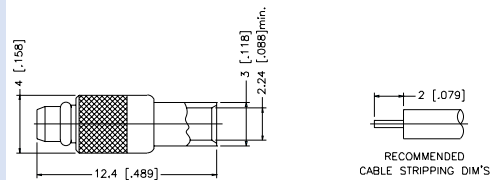
Letter	Millimeters [Inches]	
	Minimum	Maximum
A	2.40 [.095]	-
B	2.60 [.102]	-
C	0.90 [.035]	1.20 [.047]
D	0.68 [.027]	0.72 [.028]
E	1.40 [.055]	-
F	3.00 [.118]	3.04 [.120]
G	2.87 [.113]	2.90 [.114]
H	1.57 [.062]	1.63 [.064]
I	2.30 [.091]	2.34 [.092]
J	-	0.23 [.009]

All connector bodies, unless otherwise noted, are machined brass, 3μ" gold-plated.
 All insulators are Teflon.
 All center contacts are 30μ" gold plated.
 All dimensions are in millimeters and [inches].

Direct Solder Attachment for Semi-Rigid .047" and .085" Cable

Straight Solder Plug - Semi-Rigid Cable

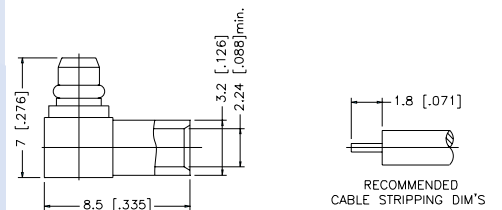
P.N.	Cable Group	Plt.	Ins.	Imp.	Crimp Tool
MMCX1181A1-3GT30G-11-50	11	Gold	Teflon	50	N/A
MMCX1181A1-3GT30G-13-50	13	Gold	Teflon	50	N/A



Assembly Instruction C - page 211
 Assembly Instruction E - page 213

Right Angle Solder Plug - Semi-Rigid Cable

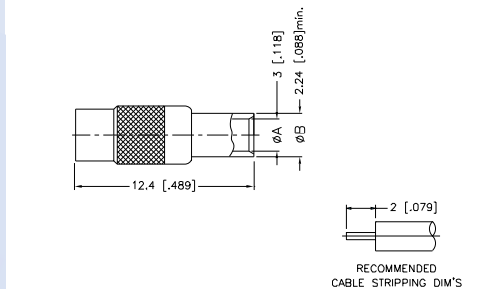

P.N.	Cable Group	Plt.	Ins.	Imp.	Crimp Tool
MMCX1182A1-3GT30G-11-50	11	Gold	Teflon	50	N/A
MMCX1182A1-3GT30G-13-50	13	Gold	Teflon	50	N/A



Assembly Instruction F - page 214

Straight Solder Jack - Semi-Rigid Cable

P.N.	Cable Group	Plt.	Ins.	Imp.	Crimp Tool
MMCX6181A1-3GT30G-11-50	11	Gold	Teflon	50	N/A
MMCX6181A1-3GT30G-13-50	13	Gold	Teflon	50	N/A

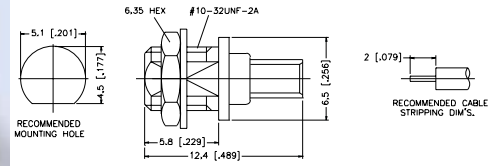


Assembly Instruction C - page 211
 Assembly Instruction E - page 213

Direct Solder Attachment for Semi-Rigid .047" and .085" Cable

Straight Solder Bulkhead Jack - Semi-Rigid Cable

P.N.	Cable Group	Plt.	Ins.	Imp.	Cable Tool
MMCX6481A1-3GT30G-11-50	11	Gold	Teflon	50	N/A
MMCX6481A1-3GT30G-13-50	13	Gold	Teflon	50	N/A

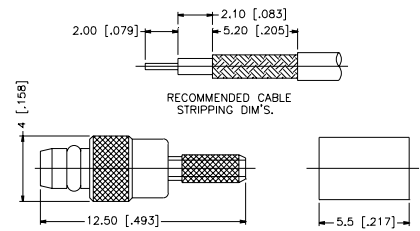


Assembly Instruction C - page 211
 Assembly Instruction E - page 213

Crimp Attachment for Flexible Cable

Straight Crimp Plug - Miniature Cable

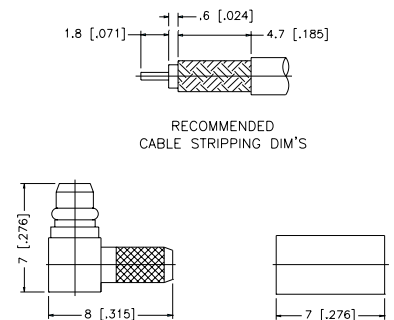
P.N.	Cable Group	Plt.	Ins.	Imp.	Crimp Tool
MMCX1121A1-3GT30G-5-50	05	Gold	Teflon	50	1
MMCX1121A1-3GT30G-5A-50	5A	Gold	Teflon	50	2
MMCX1121A1-3GT30G-14-50	14	Gold	Teflon	50	1



Assembly Instruction J - page 218

Right Angle Crimp Plug - Miniature Cable

P.N.	Cable Group	Plt.	Ins.	Imp.	Crimp Tool
MMCX1121A1-3GT30G-5-50	05	Gold	Teflon	50	1
MMCX1121A1-3GT30G-5A-50	5A	Gold	Teflon	50	2
MMCX1121A1-3GT30G-14-50	14	Gold	Teflon	50	1

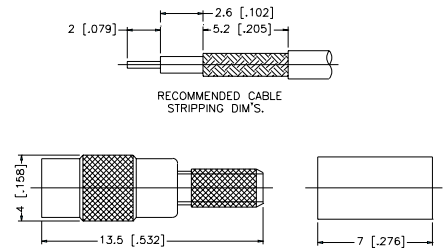


Assembly Instruction I - page 217

Crimp Attachment for Flexible Cable

Straight Crimp Jack - Miniature Cable

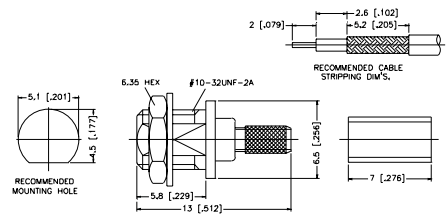
P.N.	Cable Group	Plt.	Ins.	Imp.	Crimp Tool
MMCX6121A1-3GT30G-5-50	05	Gold	Teflon	50	1
MMCX6121A1-3GT30G-5A-50	5A	Gold	Teflon	50	2
MMCX6121A1-3GT30G-14-50	14	Gold	Teflon	50	1



Assembly Instruction J - page 218

Bulkhead Crimp Jack - Miniature Cable

P.N.	Cable Group	Plt.	Ins.	Imp.	Crimp Tool
MMCX6421A1-3GT30G-5-50	05	Gold	Teflon	50	1
MMCX6421A1-3GT30G-5A-50	5A	Gold	Teflon	50	2
MMCX6421A1-3GT30G-14-50	14	Gold	Teflon	50	1

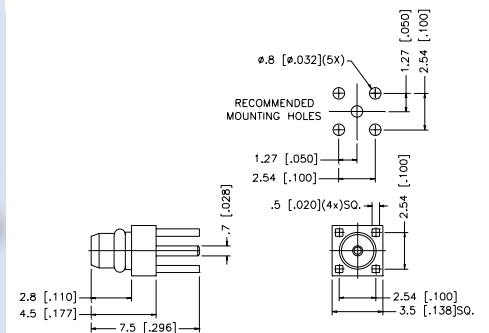


Assembly Instruction J - page 218

Printed Circuit Board Connectors

Straight Plug for P.C. Board

P.N.	Cable Group	Plt.	Ins.	Imp.	Crimp Tool
MMCX1251N1-3GT30G-50	N/A	Gold	Teflon	50	N/A
MMCX1251N1-002-3GT30G-50 surface mount	N/A	Gold	Teflon	50	N/A



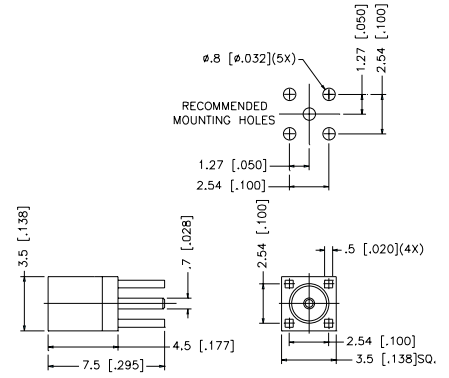
Assembly Instruction N - page 208

Printed circuit Board Connectors

Straight Jack for P.C. Board

P.N.	Cable Group	Plt.	Ins.	Imp.	Cable Tool
MMCX6251N1-3GT30G-50	N/A	Gold	Teflon	50	N/A
MMCX6251N2-3GT30G-50	N/A	Gold	Teflon	50	N/A

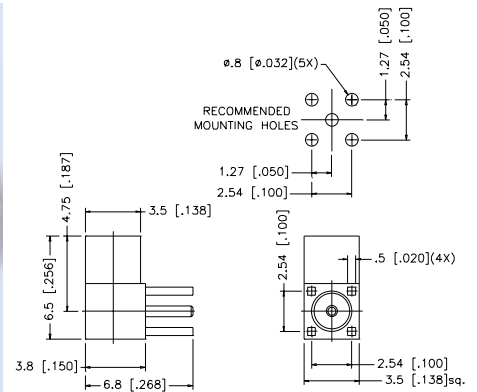
surface mount



Assembly Instruction N - page 208

Right Angle Jack for P.C. Board

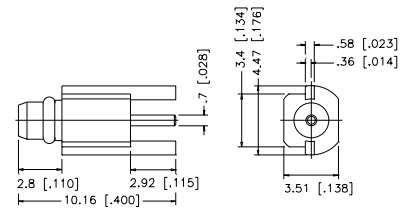
P.N.	Cable Group	Plt.	Ins.	Imp.	Crimp Tool
MMCX6252N1-3GT30G-50	N/A	Gold	Teflon	50	N/A



Assembly Instruction N - page 208

Edge Card or Vertical Mount Plug for P.C. Board

P.N.	Cable Group	Plt.	Ins.	Imp.	Crimp Tool
MMCX1251S1-3GT30G-50	N/A	Gold	Teflon	50	N/A



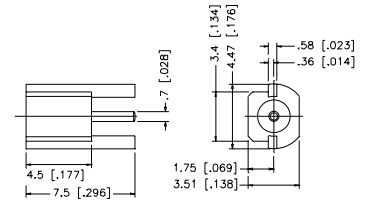
Printed circuit Board Connectors

Edge Card or Vertical Mount Jack for P.C. Board

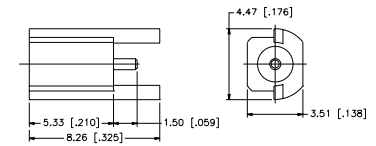
P.N.	Cable Group	Plt.	Ins.	Imp.	Crimp Tool
MMCX6251S1-3GT30G-50	N/A	Gold	Teflon	50	N/A
MMCX6251S1-001-3GT30G-50 Offset PC Legs	N/A	Gold	Teflon	50	N/A



MMCX6251S1-3GT30G-50



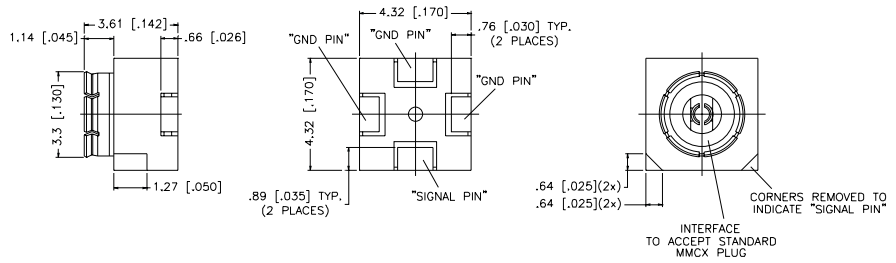
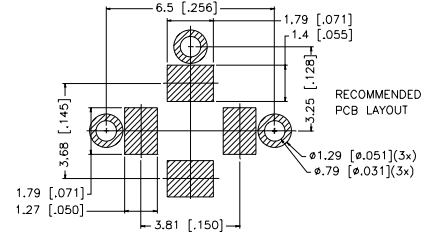
MMCX6251S1-001-3GT30G-50



Printed Circuit Board Connectors

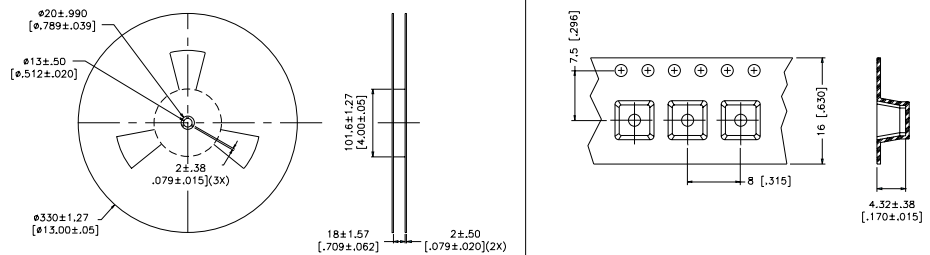
Surface Mount Jack Receptacle

P.N.	Cable Group	Plt.	Ins.	Imp.	Crimp Tool
OS-908-22101	N/A	Gold	LPC	50	N/A



Surface Mount Jack Receptacle - Tape and Reel

P.N.	Cable Group	Plt.	Ins.	Imp.	Crimp Tool
OS-908-22101T 1500 per reel	N/A	Gold	LPC	50	N/A

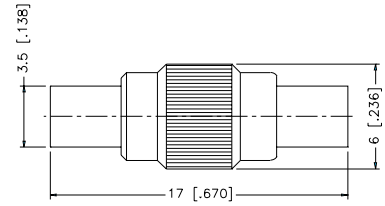


NOTE:
BLISTER TAPE PACKAGED UNIFORMLY FOR VERTICAL MOUNTING AND SUPPLIED IN ACCORDANCE WITH IEC 286-3/EIA 481

In-Series Adapters

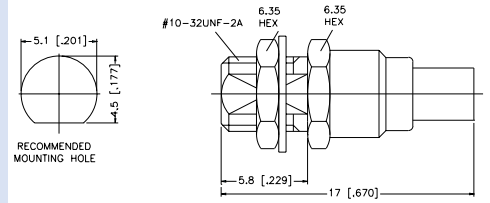
Jack-to-Jack Adapter

P.N.	Cable Group	Plt.	Ins.	Imp.	Crimp Tool
MMCX7071A1-3GT30G-50	N/A	Gold	Teflon	50	N/A



Jack-to-Jack Bulkhead Adapter

P.N.	Cable Group	Plt.	Ins.	Imp.	Crimp Tool
MMCX7471A1-3GT30G-50	N/A	Gold	Teflon	50	N/A



Amphenol MCX Series connectors are ideal for applications and designs where weight and space savings are critical. This series has a 50 ohm impedance structure which operates in a frequency range of up to 6 GHz. It's push-on/pull-off mating design facilitates a quick connect/disconnect capability.

Amphenol MCX connectors are popularly used in the cellular telephone, information systems and communications market.

MCX connectors are available in 75 ohm version by replacing the last two digits (50) of the part number into 75.

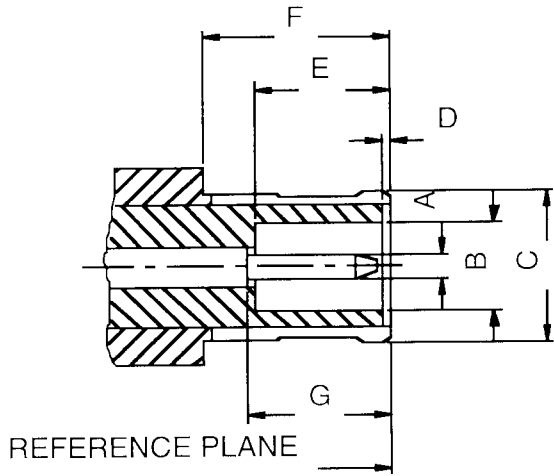
Electrical Specifications

Impedance	50 ohm and 75 ohm
Frequency Range	0-6 GHz
Working Voltage	335 VRMS
Dielectric Withstanding Voltage	1000 Volts
VSWR	Straight: 1.3 max. 6 GHz Right angle: 1.5 max. 6 GHz
Contact Resistance	Center contact 5.0 milliohm max. Outer contact 1.0 milliohm max.
Insulation Resistance	5000 megohms
Insertion Loss	0.1 dB Max./1 GHz

Material Specifications

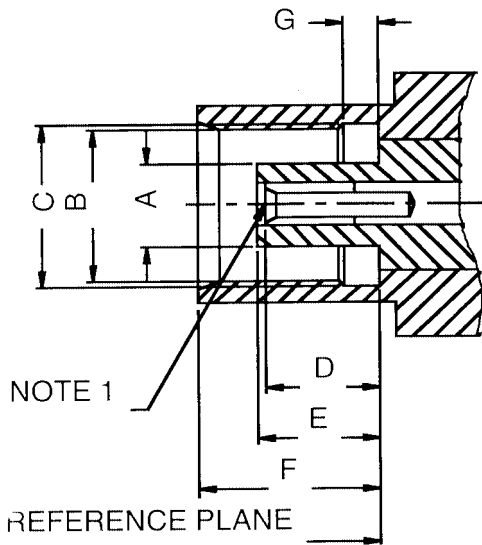
Parts Name		Material	Finish
Center Contact	Male	Brass per QQ-B-626	30 μ"Gold
	Female	Beryllium Copper per QQ-C-530 Heat- treated per MIL-H-7199	30 μ"Gold
Metal parts		Brass per QQ-B-626	Nickel or gold per requirement
Insulators		PTFE	None
Gasket		Silicone rubber	None
Crimp ferrule		Seamless copper tubing alloy	Nickel or gold per requirement

Interface mating dimensions



Plug

Letter	Millimeters [Inches]	
	Minimum	Maximum
A	0.48 [.019]	0.53 [.021]
B	2.00 [.079]	2.07 [.082]
C	3.66 [.144]	3.76 [.148]
D	0.00	0.30 [.012]
E	2.81 [.111]	3.20 [.126]
F	4.16 [.164]	-
G	2.81 [.111]	3.20 [.126]



Jack

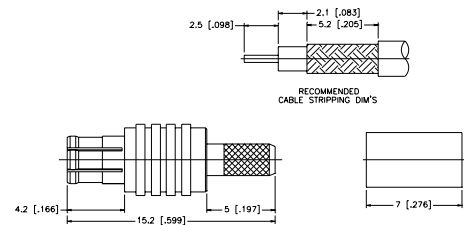
Letter	Millimeters [Inches]	
	Minimum	Maximum
A	1.80 [.071]	1.97 [.078]
B	3.43 [.135]	3.48 [.137]
C	3.61 [.142]	3.75 [.148]
D	2.31 [.091]	2.79 [.110]
E	2.61 [.103]	2.79 [.110]
F	4.00 [.158]	4.12 [.162]
G	0.75 [.030]	0.85 [.033]

All connector bodies, unless otherwise noted, are machined brass, 3μ" gold-plated.
 All insulators are Teflon.
 All center contacts are 30μ" gold plated.
 All dimensions are in millimeters and [inches].

Plug Crimp Attachment for Flexible Cable and Direct Solder for Semi-Rigid Cable

Straight Crimp Plug - Miniature cable

P.N.	Cable Group	Plt.	Ins.	Imp.	Crimp Tool
MCX1121A1-NT30G-5-50	05	Nickel	Teflon	50	1
MCX1121A1-3GT30G-5-50	05	Gold	Teflon	50	1
MCX1121A1-002-NT30G-5A-50	5A	Nickel	Teflon	50	2
MCX1121A1-002-3GT30G-5A-5005A	5A	Gold	Teflon	50	2
MCX1121A1-NT30G-6-75	06	Nickel	Teflon	75	2
MCX1121A1-3GT30G-6-75	06	Gold	Teflon	75	2
MCX1121A1-NT30G-6A-75	06A	Nickel	Teflon	75	2
MCX1121A1-3GT30G-6A-75	06A	Gold	Teflon	75	2
MCX1121A1-NT30G-14-50	14	Nickel	Teflon	50	1
MCX1121A1-3GT30G-14-50	14	Gold	Teflon	50	1



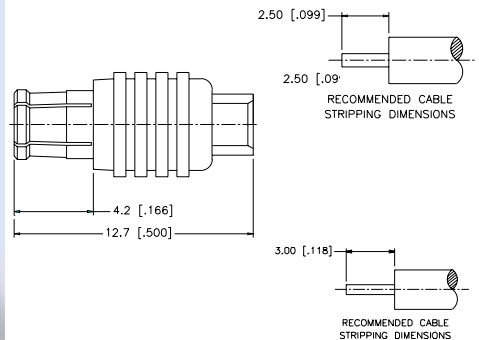
Assembly Instruction J - page 218

Straight Solder Plug - Semi-Rigid Cable

P.N.	Cable Group	Plt.	Ins.	Imp.	Crimp Tool
MCX1181A2-NT30G-10-50	10	Nickel	Teflon	50	N/A
MCX1181A2-3GT30G-10-50	10	Gold	Teflon	50	N/A
MCX1181A1-NT30G-11-50	11	Nickel	Teflon	50	N/A
MCX1181A1-3GT30G-11-50	11	Gold	Teflon	50	N/A
MCX1181A1-3GT30G-13-50	13	Gold	Teflon	50	N/A



MCX1181A1-3GT30G-13-50

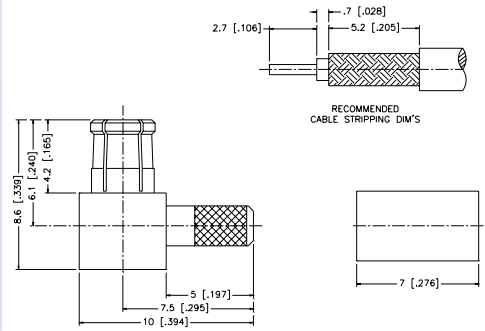


Assembly Instruction C - page 211
 Assembly Instruction E - page 213

Crimp Attachment for Flexible Cable and Direct Solder for Semi-Rigid Cable

Right Angle Crimp Plug - Miniature Cable

P.N.	Cable Group	Plt.	Ins.	Imp.	Crimp Tool
MCX1112A1-NT30G-1-50	01	Nickel	Teflon	50	3
MCX1112A1-3GT30G-1-50	01	Gold	Teflon	50	3
MCX1112A1-NT30G-1A-50	01A	Nickel	Teflon	50	4
MCX1112A1-3GT30G-1A-50	01A	Gold	Teflon	50	4
MCX1112A1-NT30G-5-50	05	Nickel	Teflon	50	1
MCX1112A1-3GT30G-5-50	05	Gold	Teflon	50	1
MCX1112A1-NT30G-5A-50	05A	Nickel	Teflon	50	2
MCX1112A1-3GT30G-5A-50	05A	Gold	Teflon	50	2
MCX1112A1-NT30G-6-75	06	Nickel	Teflon	75	1
MCX1112A1-3GT30G-6-75	06	Gold	Teflon	75	1
MCX1112A1-NT30G-6A-75	06A	Nickel	Teflon	75	2
MCX1112A1-3GT30G-6A-75	06A	Gold	Teflon	75	2
MCX1112A1-NT30G-14-50	14	Nickel	Teflon	50	1
MCX1112A1-3GT30G-14-50	14	Gold	Teflon	50	1



Assembly Instruction I - page 217

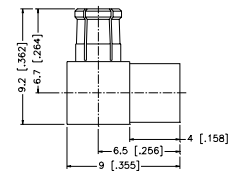
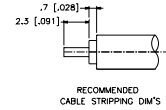
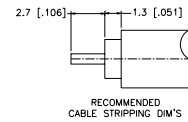
Right Angle Solder Plug - Semi-Rigid Cable

P.N.	Cable Group	Plt.	Ins.	Imp.	Crimp Tool
MCX1182A1-NT30G-10-50	10	Nickel	Teflon	50	N/A
MCX1182A1-3GT30G-10-50	10	Gold	Teflon	50	N/A
MCX1182A1-NT30G-11-50	11	Nickel	Teflon	50	N/A
MCX1182A1-3GT30G-11-50	11	Gold	Teflon	50	N/A
MCX1182A1-3GT30G-13-50	13	Gold	Teflon	50	N/A

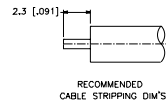


MCX1182A1-NT30G-10-50 & MCX1182A1-3GT30G-10-50

MCX1182A1-NT30G-11-50 & MCX1182A1-3GT30G-11-50



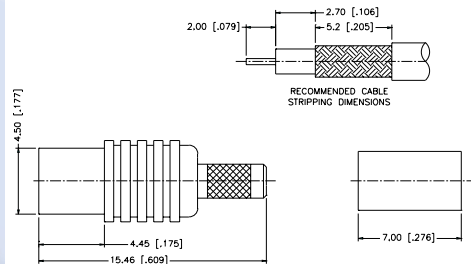
MCX1182A1-3GT30G-13-50



Assembly Instruction F - page 214

Straight Crimp Jack - Miniature Cable

P.N.	Cable Group	Plt.	Ins.	Imp.	Crimp Tool
MCX6121A1-NT30G-5-50	05	Nickel	Teflon	50	1
MCX6121A1-3GT30G-5-50	05	Gold	Teflon	50	1
MCX6121A1-NT30G-5A-50	05A	Nickel	Teflon	50	2
MCX6121A1-3GT30G-5A-50	05A	Gold	Teflon	50	2
MCX6121A1-NT30G-14-50	14	Nickel	Teflon	50	1
MCX6121A1-3GT30G-14-50	14	Gold	Teflon	50	1
MCX6121A1-NT30G-6-75	06	Nickel	Teflon	75	1
MCX6121A1-3GT30G-6-75	06	Gold	Teflon	75	1
MCX6121A1-NT30G-6A-75	06A	Nickel	Teflon	75	2
MCX6121A1-3GT30G-6A-75	06A	Gold	Teflon	75	2



Assembly Instruction J - page 218

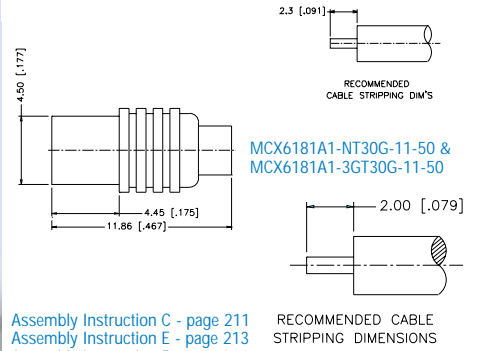
Crimp Attachment for Flexible Cable and Direct Solder for Semi-Rigid Cable

Straight Solder Jack - Semi-Rigid Cable

P.N.	Cable Group	Plt.	Ins.	Imp.	Crimp Tool
MCX6181A1-NT30G-11-50	11	Nickel	Teflon	50	N/A
MCX6181A1-3GT30G-11-50	11	Gold	Teflon	50	N/A
MCX6181A1-3GT30G-13-50	13	Gold	Teflon	50	N/A
MCX6182A1-3GT30G-13-50 Right Angle Jack	13	Gold	Teflon	50	N/A



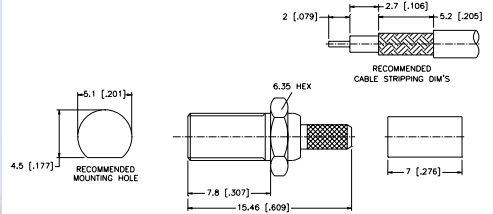
MCX6182A1-3GT30G-13-50



Assembly Instruction C - page 211
 Assembly Instruction E - page 213
 Assembly Instruction F - page 214

Straight Crimp Bulkhead Jack - Miniature Cable

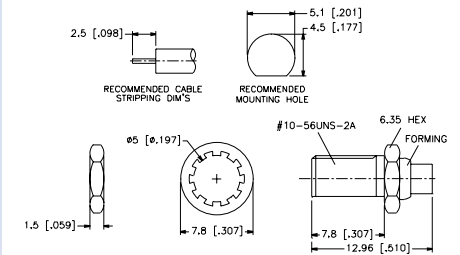
P.N.	Cable Group	Plt.	Ins.	Imp.	Crimp Tool
MCX6421A1-NT30G-5-50	05	Nickel	Teflon	50	1
MCX6421A1-3GT30G-5-50	05	Gold	Teflon	50	1
MCX6421A1-NT30G-5A-50	05A	Nickel	Teflon	50	2
MCX6421A1-3GT30G-5A-50	05A	Gold	Teflon	50	2
MCX6421A1-NT30G-6-75	06	Nickel	Teflon	75	1
MCX6421A1-3GT30G-6-75	06	Gold	Teflon	75	1
MCX6421A1-NT30G-6A-75	06A	Nickel	Teflon	75	2
MCX6421A1-3GT30G-6A-75	06A	Gold	Teflon	75	2
MCX6421A1-NT30G-14-50	14	Nickel	Teflon	50	1
MCX6421A1-N/3GT30G-14-50	14	Gold	Teflon	50	1



Assembly Instruction J - page 218

Straight Solder Bulkhead Jack - Semi-Rigid Cable

P.N.	Cable Group	Plt.	Ins.	Imp.	Crimp Tool
MCX6481A1-3GT30G-11-50	11	Gold	Teflon	50	N/A
MCX6481A1-3GT30G-13-50	13	Gold	Teflon	50	N/A



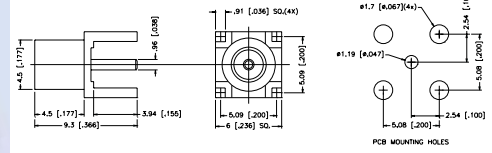
Assembly Instruction B - page 210
 Assembly Instruction C - page 211

Printed Circuit Board Connectors

Straight Jack for P.C. Board

P.N.	Cable Group	Plt.	Ins.	Imp.	Crimp Tool
MCX6251B1-NT30G-50	N/A	Nickel	Teflon	50	N/A
MCX6251B3-NT30G-50	N/A	Nickel	Teflon	50	N/A
2.92mm [.115"] LEGS					
MCX6251B1-3GT30G-50	N/A	Gold	Teflon	50	N/A
MCX6251B3-3GT30G-50	N/A	Gold	Teflon	50	N/A
2.92mm [.115"] LEGS					
MCX6251B4-NT30G-50	N/A	Nickel	Teflon	50	N/A
Surface Mount					
MCX6251B4-3GT30G-50	N/A	Gold	Teflon	50	N/A
Surface Mount					

Note: For 75 ohm connector change -50 to -75

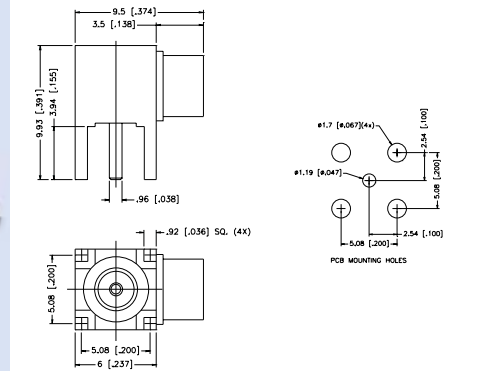


Assembly Instruction B - page 207

Right Angle Jack for P.C. Board

P.N.	Cable Group	Plt.	Ins.	Imp.	Crimp Tool
MCX6252B1-NT30G-50	N/A	Nickel	Teflon	50	N/A
MCX6252B1-3GT30G-50	N/A	Gold	Teflon	50	N/A
MCX6252B1-001-NT30G-50	N/A	Nickel	Teflon	50	N/A
2.92 mm [.115"] LEGS					
MCX6252B1-001-3GT30G-50	N/A	Gold	Teflon	50	N/A
2.92 mm [.115"] LEGS					
MCX6252B1-004-NT30G-50	N/A	Nickel	Teflon	50	N/A
1.73 mm [.068"] LEGS					
MCX6252B1-004-3GT30G-50	N/A	Gold	Teflon	50	N/A
1.73 mm [.068"] LEGS					
MCX6252B4-NT30G-50	N/A	Nickel	Teflon	50	N/A
Surface Mount					
MCX6252B4-3GT30G-50	N/A	Gold	Teflon	50	N/A
Surface Mount					

Note: For 75 ohm connector change -50 to -75

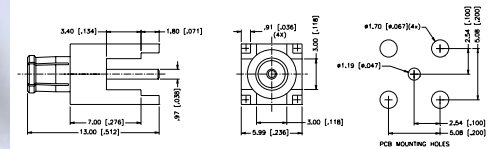


Assembly Instruction B - page 207

Straight Plug for P.C. Board

P.N.	Cable Group	Plt.	Ins.	Imp.	Crimp Tool
MCX1251B1-001-NT30G-50	N/A	Nickel	Teflon	50	N/A
MCX1251B1-001-3GT30G-50	N/A	Gold	Teflon	50	N/A

Note: For 75 ohm connector change -50 to -75

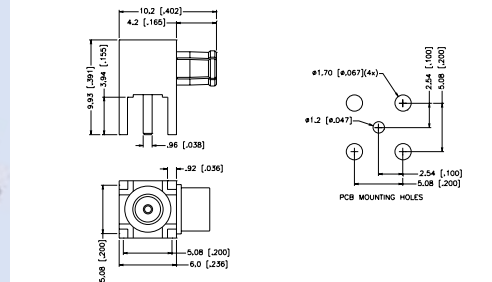


Assembly Instruction B - page 207

Right Angle Plug for P.C. Board

P.N.	Cable Group	Plt.	Ins.	Imp.	Crimp Tool
MCX1252B1-NT30G-50	N/A	Nickel	Teflon	50	N/A
MCX1252B1-3GT30G-50	N/A	Gold	Teflon	50	N/A

Note: For 75 ohm connector change -50 to -75

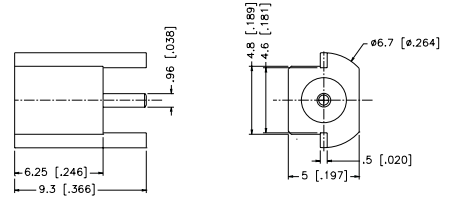


Assembly Instruction B - page 207

Edgecard Receptacle for P.C. Board

P.N.	Cable Group	Plt.	Ins.	Imp.	Crimp Tool
MCX625100-001-NT30G-50	N/A	Nickel	Teflon	50	N/A
MCX625100-001-3GT30G-50	N/A	Gold	Teflon	50	N/A

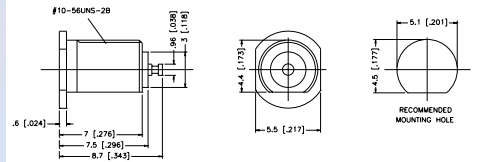
Note: For 75 ohm connector change -50 to -75



Straight Bulkhead Receptacle

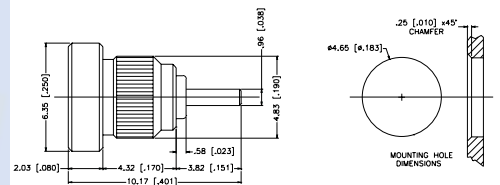
P.N.	Cable Group	Plt.	Ins.	Imp.	Crimp Tool
MCX6351B9-NT30G-50	N/A	Nickel	Teflon	50	N/A
MCX6351B9-3GT30G-50	N/A	Gold	Teflon	50	N/A

Note: For 75 ohm connector change -50 to -75



Straight Bulkhead Receptacle - Press Fit

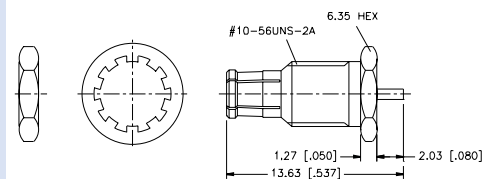
P.N.	Cable Group	Plt.	Ins.	Imp.	Crimp Tool
MCX6051A1-NT30G-50	N/A	Nickel	Teflon	50	N/A
MCX6051A1-3GT30G-50	N/A	Gold	Teflon	50	N/A



Straight Bulkhead Plug Receptacle

P.N.	Cable Group	Plt.	Ins.	Imp.	Crimp Tool
MCX1451A1-001-NT30G-50	N/A	Nickel	Teflon	50	N/A
MCX1451A1-001-3GT30G-50	N/A	Gold	Teflon	50	N/A

Note: For 75 ohm connector change -50 to -75

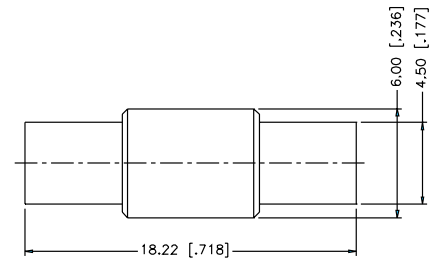


In-Series Adapters

Jack-to-Jack Adapter

P.N.	Cable Group	Plt.	Ins.	Imp.	Crimp Tool
MCX7071A1-NT30G-50	N/A	Nickel	Teflon	50	N/A
MCX7071A1-3GT30G-50	N/A	Gold	Teflon	50	N/A

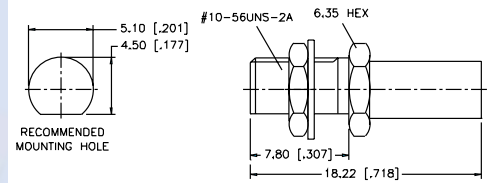
Note: For 75 ohm connector change -50 to -75



Jack-to-Jack Bulkhead Adapter

P.N.	Cable Group	Plt.	Ins.	Imp.	Crimp Tool
MCX7471A1-NT30G-50	N/A	Nickel	Teflon	50	N/A
MCX7471A1-3GT30G-50	N/A	Gold	Teflon	50	N/A

Note: For 75 ohm connector change -50 to -75



The Amphenol SMA connectors are semi-precision, sub-miniature, high-frequency connectors which offer reliable broadband performance DC to 18GHz with low reflection and constant 50 ohm impedance.

The main features are high mechanical strength, high durability and low VSWR. Matured design principles, careful manufacturing at all stages and thorough quality assurance organization are the bases for the well-known quality of Amphenol SMA connectors.

Electrical Specifications

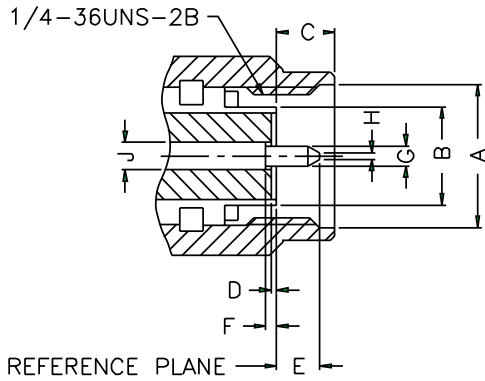
Impedance	50 ohm
Frequency range	*semi-rigid cable for .141" or .085" O.D. copper jacket: 0-18 GHz *Flexible cable: 0-12.4 GHz
Voltage rating	*RG-58, 141, 142, 233: 500v peak *RG-174, 188, 316: 375V peak
Dielectric withstanding voltage	*.141" & RG-58 cable group: 1000V RMS *.085" & RG-316 cable group: 750V RMS
VSWR-straight Connectors *f in GHz	*.141" semi-rigid cable group: 1.05 + .005f *RG-58 cable group: 1.15 + .01f *RG-174 cable group: 1.15 + .02f *RG-178 cable group: 1.20 + .025f
Contact resistance	Center: 2.0 milliohms Body: 2.0 milliohms Braid tot body: 0.5 milliohms
Insulation resistance	5000 Megohms
RF leakage	-90 db min. At 2-3 GHz
Insertion loss	db max. =.06√freq. GHz.. Test frequency @6.0 GHz

Military Specifications MIL-C-39012 & MIL-C-83517 SMA

Material Specifications

Parts Name	Mil standard	Economic type
Body, coupling nut, other metal parts	Non-magnetic stainless steel per QQ-S-764 #303 finish: passivated	Brass per QQ-B-626 finish: nickel or gold per requirement
Contacts	Male	Brass per QQ-B-626
	Female	Beryllium copper per QQ-C-530 heat treated per MIL-H-7199
	Finish: .00005" min gold plated per MIL-G-45204 type 1, Grade C.	Finish: .00005" min gold plated per MIL-G-45204 type 1, Grade C.
Insulator	PTFE	PTFE
Gasket	Silicone rubber	Silicone rubber
Crimp ferrule	Seamless copper tubing alloy	Seamless copper tubing alloy
Selection Guide	*Suitable for direct mounting on aluminium panels *Lowest cost	*For commercial applications only *Lower cost

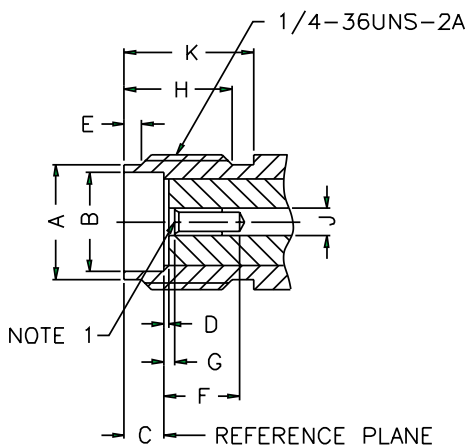
Interface mating dimensions



Plug

Letter	Millimeters [Inches]	
	Minimum	Maximum
A	6.35 [.250]	6.73 [.265]
B	4.53 [.178]	4.59 [.181]
C	2.54 [.100]	3.43 [.135]
D	0.00	0.25 [.010]
E	1.91 [.075]	2.54 [.100]
F	0.00	0.25 [.010]
G	0.90 [.035]	0.94 [.037]
H	0.00	0.38 [.015]
J	1.24 [.049]	1.30 [.051]

Jack



Letter	Millimeters [Inches]	
	Minimum	Maximum
A	5.28 [.208]	5.49 [.216]
B	4.60 [.181]	4.67 [.184]
C	1.88 [.074]	1.98 [.078]
D	0.00	0.25 [.010]
E	0.38 [.015]	1.14 [.045]
F	2.92 [.115]	-
G	0.00	0.25 [.010]
H	4.32 [.170]	-
J	1.24 [.049]	1.30 [.051]
K	5.54 [.218]	-

All connectors listed, unless otherwise noted, are Commercial Grade construction, gold-plated brass bodies, with 50µ" gold contacts.

All insulators are Teflon.

All other parameters are equal to Mil Standard construction.

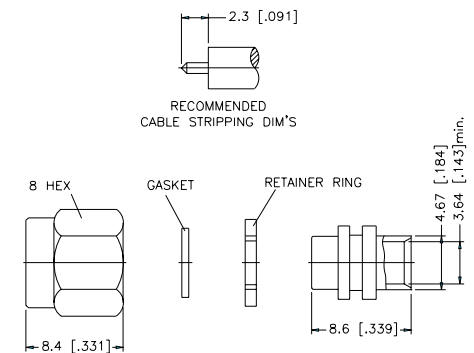
Mil Standard connectors, i.e. Stainless Steel body, available upon request as per material specifications listed in Material section on preceding page.

All dimensions are in millimeters and [inches].

Plug Direct Solder for Semi-Rigid .047", .085" and .141" Cable

Straight Solder Plug - Cable Inner Conductor Center Contact - Semi-Rigid Cable

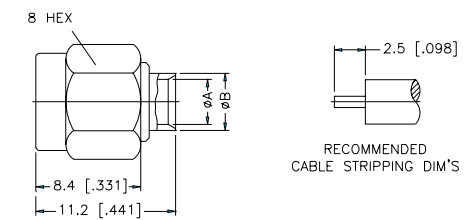
P.N.	Cable Group	Plt.	Ins.	Imp.	Crimp Tool
SMA1181K1-3G-10-50	10	Gold	N/A	50	N/A



Assembly Instruction A - page 209

Straight Solder Plug - With Contact - Semi-Rigid Cable

P.N.	Cable Group	Plt.	Ins.	Imp.	Crimp Tool
SMA1181A2-3GT50G-11-50	11	Gold	Teflon	50	N/A
SMA1181A1-3GT50G-10-50	10	Gold	Teflon	50	N/A
SMA1181K1-S/P-10-50 Stainless Steel	10	Gold	Teflon	50	N/A
SMA1181A2-3GT50G-13-50	13	Gold	Teflon	50	N/A



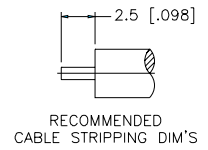
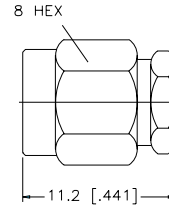
Assembly Instruction B - page 210
Assembly Instruction C - page 211

Direct Solder for Semi-Rigid .047" , .085" and .141" Cable

Straight Solder Plug - With Contact and Torque Nut - Semi-Rigid Cable

P.N.	Cable Group	Plt.	Ins.	Imp.	Crimp Tool
SMA1181A1-004-3GT50G-11-50	11	Gold	Teflon	50	N/A

Cable: .047" Cable, A = 1.24 mm [.049"] min,
 .085" Cable, A = 2.2 mm [.087"] min,
 .141" Cable, A = 3.6 mm [.142"] min,



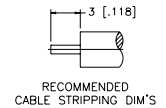
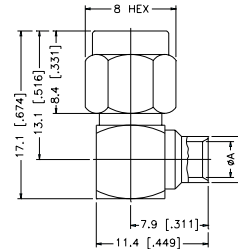
Assembly Instruction B - page 210

Right Angle Solder Plug DC - 12.4 GHZ - Semi-Rigid Cable

P.N.	Cable Group	Plt.	Ins.	Imp.	Crimp Tool
SMA1182A2-3GT50G-10-50	10	Gold	Teflon	50	N/A
SMA1182Z2-3GT50G-11-50	11	Gold	Teflon	50	N/A

SMA1182A2-3GT50G-11-50 11 Gold Teflon 50 N/A
 SMA1182A2-3GT50G-13-50 13 Gold Teflon 50 N/A

Cable: .047" Cable, A = 1.24 mm [.049"] min,
 .085" Cable, A = 2.2 mm [.087"] min,
 .141" Cable, A = 3.6 mm [.142"] min,

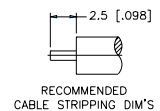
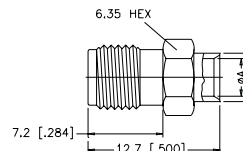


Assembly Instruction D - page 212

Straight Solder Jack - Semi-Rigid Cable

P.N.	Cable Group	Plt.	Ins.	Imp.	Crimp Tool
SMA6181A1-3GT50G-10-50	10	Gold	Teflon	50	N/A
SMA6181A2-3GT50G-11-50	11	Gold	Teflon	50	N/A
SMA6181A2-3GT50G-13-50	13	Gold	Teflon	50	N/A

Cable: .047" Cable, A = 1.24 mm [.049"] min,
 .085" Cable, A = 2.2 mm [.087"] min,
 .141" Cable, A = 3.6 mm [.142"] min,



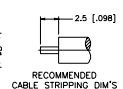
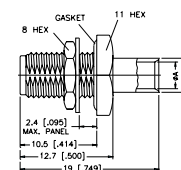
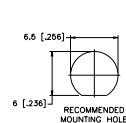
Assembly Instruction B - page 210

Assembly Instruction C - page 211

Bulkhead Feedthrough Solder Jack - O-Ring seal - Semi-Rigid Cable

P.N.	Cable Group	Plt.	Ins.	Imp.	Crimp Tool
SMA6481A1-3GT50G-10-50	10	Gold	Teflon	50	N/A
SMA6481A2-3GT50G-11-50	11	Gold	Teflon	50	N/A
SMA6481A2-3GT50G-13-50	13	Gold	Teflon	50	N/A

Cable: .047" Cable, A = 1.24 mm [.049"] min,
 .085" Cable, A = 2.2 mm [.087"] min,
 .141" Cable, A = 3.6 mm [.142"] min,



Assembly Instruction B - page 210

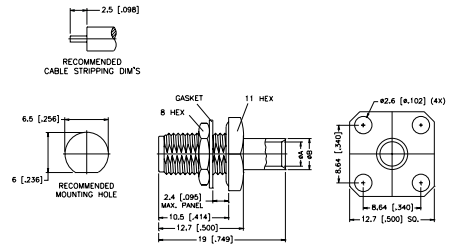
Assembly Instruction C - page 211

Direct Solder for Semi-Rigid .047" , .085" and .141" Cable

Panel Mount Solder Jack - 4 hole Square Flange - Semi-Rigid Cable

P.N.	Cable Group	Plt.	Ins.	Imp.	Crimp Tool
SMA6581A2-3GT50G-11-50	11	Gold	Teflon	50	N/A
SMA6581A1-3GT50G-10-50	10	Gold	Teflon	50	N/A
SMA6581A3-3GT50G-13-50	13	Gold	Teflon	50	N/A

Cable: .047" Cable, A = 1.24 mm [.049"] min,
 .085" Cable, A = 2.2 mm [.087"] min,
 .141" Cable, A = 3.6 mm [.142"] min,

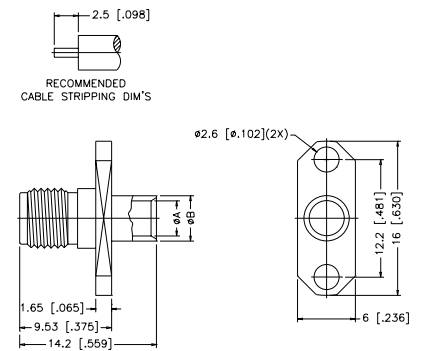


Assembly Instruction B - page 210
 Assembly Instruction C - page 211

Panel Mount Solder Jack - 2 hole Square Flange - Semi-Rigid Cable

P.N.	Cable Group	Plt.	Ins.	Imp.	Crimp Tool
SMA6581B2-3GT50G-11-50	11	Gold	Teflon	50	N/A
SMA6581B1-3GT50G-10-50	10	Gold	Teflon	50	N/A
SMA6581B3-3GT50G-13-50	13	Gold	Teflon	50	N/A

Cable: .047" Cable, A = 1.24 mm [.049"] min,
 .085" Cable, A = 2.2 mm [.087"] min,
 .141" Cable, A = 3.6 mm [.142"] min,

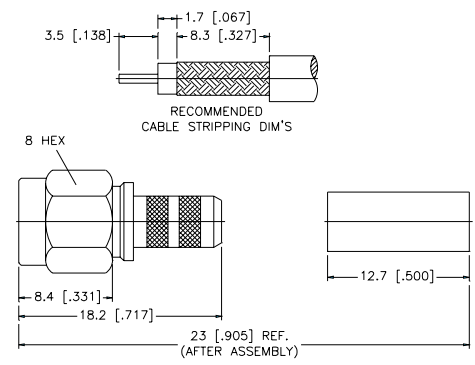


Assembly Instruction B - page 210
 Assembly Instruction C - page 211

Plug Crimp Attachment for Flexible Cable

Straight Crimp Plug - Standard Cable

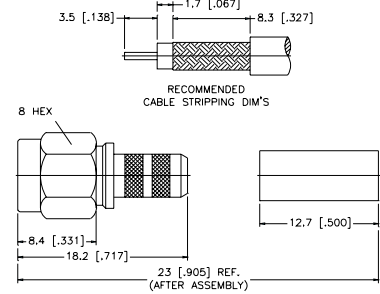
P.N.	Cable Group	Plt.	Ins.	Imp.	Crimp Tool
SMA1111A1-3GT50G-1-50	01	Gold	Teflon	50	3 or 4
SMA1111A1-3GT50G-1A-50	01A	Gold	Teflon	50	3 or 4
SMA1111A1-3GT50G-1B-50	01B	Gold	Teflon	50	3 or 4
SMA1111A1-007-3GT50G-7B-50	07B	Gold	Teflon	50	4



Assembly Instruction J - page 218

Straight Crimp Plug - Miniature Cable

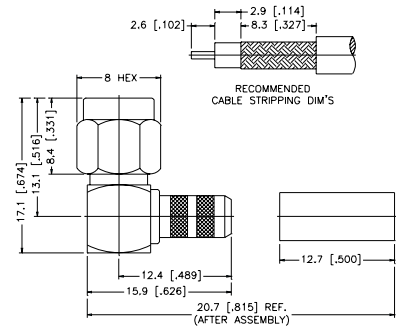
P.N.	Cable Group	Plt.	Ins.	Imp.	Crimp Tool
SMA1111A2-3GT50G-5-50	05	Gold	Teflon	50	1 or 2
SMA1111A2-S/PT50G-5-50	05	Gold	Teflon	50	1 or 2
SMA1111Z2-NT50G-5-50	05	Nickel	Teflon	50	1 or 2
SMA1111A2-3GT50G-5A-50	05A	Gold	Teflon	50	2
SMA1111G2-3GT50G-14-50	14	Gold	Teflon	50	1 or 2
SMA1111A1-3GT50G-16-50	16	Gold	Teflon	50	3



Assembly Instruction J - page 218

Right Angle Crimp Plug - Standard Cable

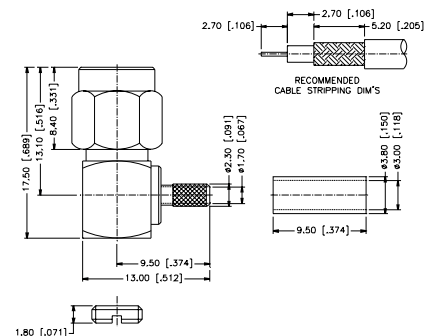
P.N.	Cable Group	Plt.	Ins.	Imp.	Crimp Tool
SMA1112A6-3GT50G-1-50	01	Gold	Teflon	50	3 or 4
SMA1112A4-S/PT50G-1-50	01	Gold	Teflon	50	3 or 4
SMA1112A6-3GT50G-1A-50	01A	Gold	Teflon	50	3 or 4
SMA1112A1-3GT50G-1B-50	01B	Gold	Teflon	50	3 or 4
SMA1112A1-3GT50G-7B-50	07B	Gold	Teflon	50	4



Assembly Instruction I - page 217

Right Angle Crimp Plug - Miniature Cable

P.N.	Cable Group	Plt.	Ins.	Imp.	Crimp Tool
SMA1112A5-3GT50G-5-50	05	Gold	Teflon	50	1 or 2
SMA1112A5-3GT50G-5A-50	05A	Gold	Teflon	50	2
SMA1112A3-3GT50G-14-50	14	Gold	Teflon	50	1 or 2
SMA1112A6-3GT50G-16-50	16	Gold	Teflon	50	3

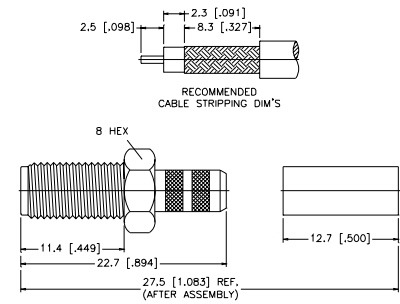


Assembly Instruction I - page 217

Jack Crimp Attachment for Flexible Cable

Straight Crimp Jack - Standard Cable

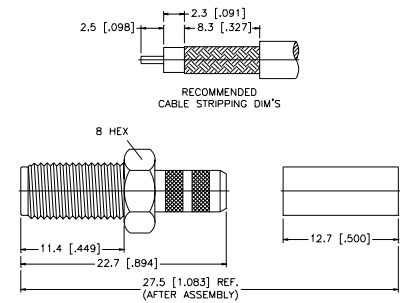
P.N.	Cable Group	Plt.	Ins.	Imp.	Crimp Tool
SMA6111A3-3GT50G-1-50	01	Gold	Teflon	50	3 or 4
SMA6111A3-3GT50G-1A-50	01A	Gold	Teflon	50	3 or 4
SMA6111A3-3GT50G-1B-50	01B	Gold	Teflon	50	3 or 4
SMA6111A5-3GT50G-7B-50	07B	Gold	Teflon	50	4



Assembly Instruction J - page 218

Straight Crimp Jack - Miniature Cable

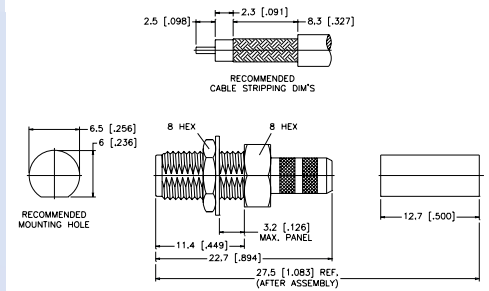
P.N.	Cable Group	Plt.	Ins.	Imp.	Crimp Tool
SMA6111A4-3GT50G-5-50	05	Gold	Teflon	50	1 or 2
SMA6111A4-3GT50G-5A-50	05A	Gold	Teflon	50	1 or 2
SMA6111A4-001-3GT50G-5-50 Short Body	05	Gold	Teflon	50	1 or 2
SMA6111G2-3GT50G-14-50	14	Gold	Teflon	50	1 or 2



Assembly Instruction J - page 218

Bulkhead Crimp Jack - Standard Cable

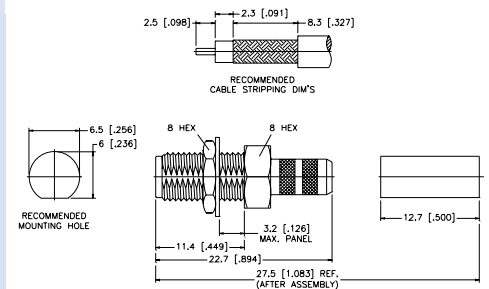
P.N.	Cable Group	Plt.	Ins.	Imp.	Crimp Tool
SMA6411A1-NT50G-1-50	01	Nickel	Teflon	50	3 or 4
SMA6411A3-3GT50G-1-50	01	Gold	Teflon	50	3 or 4
SMA6411A3-3GT50G-1A-50	01A	Gold	Teflon	50	3 or 4
SMA6411A1-3GT50G-1B-50	01B	Gold	Teflon	50	3 or 4
SMA6411A1-3GT50G-7B-50	07B	Gold	Teflon	50	4



Assembly Instruction J - page 218

Bulkhead Crimp Jack - Miniature Cable

P.N.	Cable Group	Plt.	Ins.	Imp.	Crimp Tool
SMA6411A4-3GT50G-5-50	05	Gold	Teflon	50	1 or 2
SMA6411G2-001-3GT50G-5A-50	05A	Gold	Teflon	50	2
SMA6411G2-3GT50G-14-50	14	Gold	Teflon	50	1 or 2

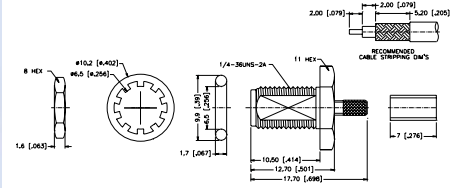


Assembly Instruction J - page 218

Jack Crimp Attachment for Flexible Cable

Right Angle Bulkhead Crimp Jack - Miniature Cable

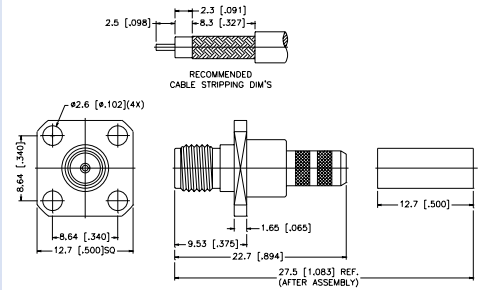
P.N.	Cable Group	Plt.	Ins.	Imp.	Crimp Tool
SMA6412A1-001-3GT50G-1-50	01	Gold	Teflon	50	1 or 2
SMA6412B1-3GT50G-5-50	05	Gold	Teflon	50	1 or 2



Assembly Instruction J - page 218

Panel Crimp Jack - Standard Cable

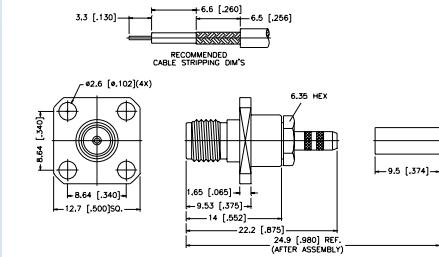
P.N.	Cable Group	Plt.	Ins.	Imp.	Crimp Tool
SMA6511A1-3GT50G-1-50	01	Gold	Teflon	50	3 or 4
SMA6511A1-3GT50G-1A-50	01A	Gold	Teflon	50	3 or 4



Assembly Instruction J - page 218

Panel Crimp Jack - Miniature Cable

P.N.	Cable Group	Plt.	Ins.	Imp.	Crimp Tool
SMA6511G1-3GT50G-5-50	05	Gold	Teflon	50	1 or 2
SMA6511G1-3GT50G-5A-50	05A	Gold	Teflon	50	3

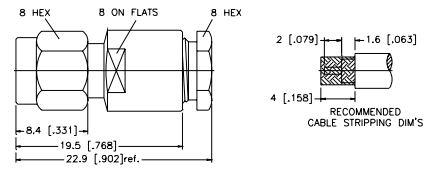


Assembly Instruction J - page 218

Clamp Attachment for Flexible Cable

Straight Clamp Plug - Standard Cable

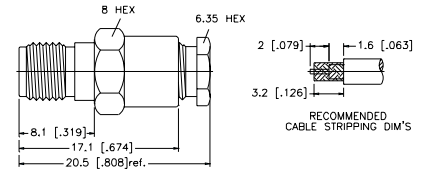
P.N.	Cable Group	Plt.	Ins.	Imp.	Crimp Tool
SMA1141C2-3GT50G-1-50	01	Gold	Teflon	50	N/A



Assembly Instruction M - page 221

Straight Clamp Jack - Miniature Cable

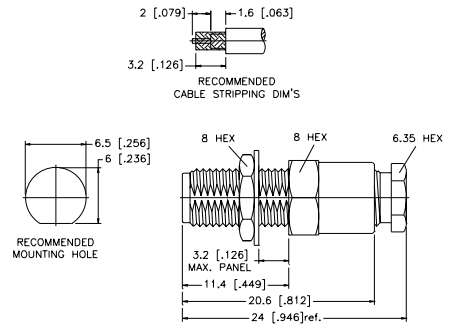
P.N.	Cable Group	Plt.	Ins.	Imp.	Crimp Tool
SMA6141C1-3GT50G-5-50	05	Gold	Teflon	50	N/A



Assembly Instruction M - page 221

Bulkhead Clamp Jack - Miniature Cable

P.N.	Cable Group	Plt.	Ins.	Imp.	Crimp Tool
SMA6441C1-3GT50G-5-50	05	Gold	Teflon	50	N/A

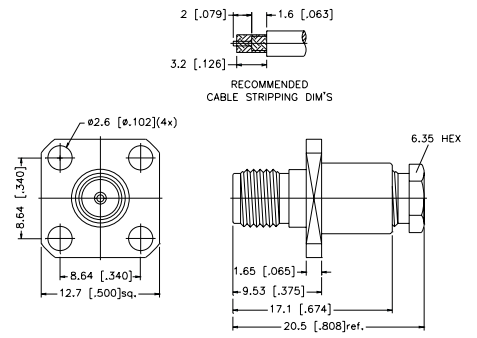


Assembly Instruction M - page 221

Clamp Attachment for Flexible Cable

Panel Clamp Jack - Miniature Cable

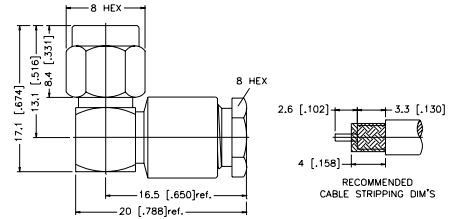
P.N.	Cable Group	Plt.	Ins.	Imp.	Crimp Tool
SMA6541C1-3GT50G-5-50	05	Gold	Teflon	50	N/A



Assembly Instruction H - page 216

Right Angle Clamp Plug - Standard Cable

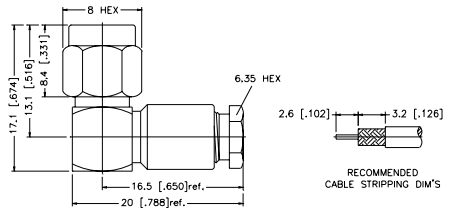
P.N.	Cable Group	Plt.	Ins.	Imp.	Crimp Tool
SMA1142C2-3GT50G-1-50	01	Gold	Teflon	50	N/A



Assembly Instruction D - page 212

Right Angle Clamp Jack - Miniature Cable

P.N.	Cable Group	Plt.	Ins.	Imp.	Crimp Tool
SMA1142C1-3GT50G-5-50	05	Gold	Teflon	50	N/A

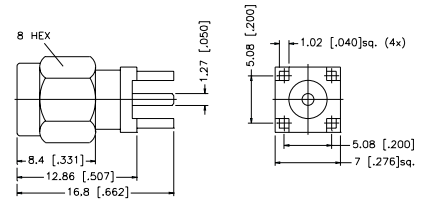


Assembly Instruction D - page 212

Printed Circuit Board Connectors

Straight Plug for P.C. Board

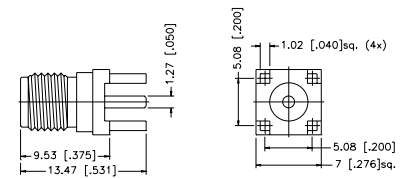
P.N.	Cable Group	Plt.	Ins.	Imp.	Crimp Tool
SMA1251A1-3GT50G-50	N/A	Gold	Teflon	50	N/A



Assembly Instruction A - page 207

Straight Jack for P.C. Board

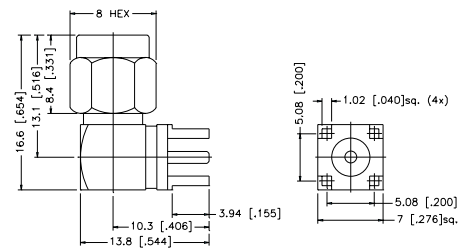
P.N.	Cable Group	Plt.	Ins.	Imp.	Crimp Tool
SMA6251A1-3GT50G-50	N/A	Gold	Teflon	50	N/A



Assembly Instruction A - page 207

Right Angle Plug for P.C. Board

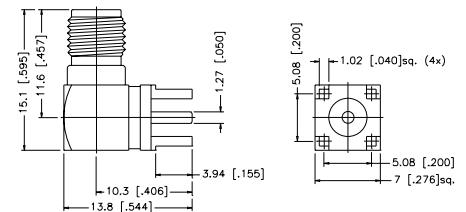
P.N.	Cable Group	Plt.	Ins.	Imp.	Crimp Tool
SMA1252A2-3GT50G-50	N/A	Gold	Teflon	50	N/A



Assembly Instruction A - page 207

Right Angle Jack for P.C. Board

P.N.	Cable Group	Plt.	Ins.	Imp.	Crimp Tool
SMA6252A2-3GT50G-50	N/A	Gold	Teflon	50	N/A
SMA6252D1-3GT50G-50 Diecast Body	N/A	Gold	Teflon	50	N/A

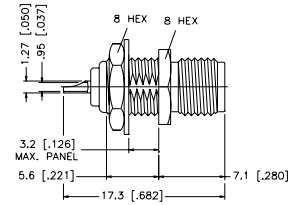
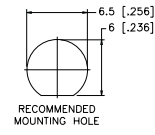


Assembly Instruction A - page 207

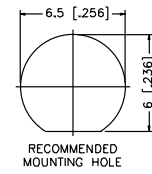
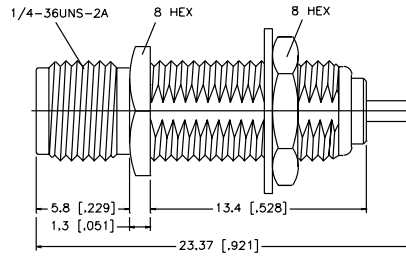
Bulkhead Receptacle/Solder Cup Terminal

Bulkhead Jack Receptacle - Front Mount

P.N.	Cable Group	Plt.	Ins.	Imp.	Crimp Tool
SMA6351B1-3GT50G-50	N/A	Gold	Teflon	50	N/A

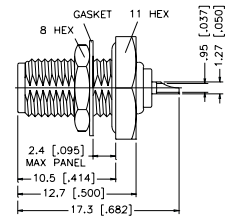
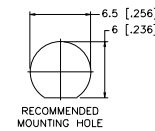


SMA6351B1-003-3GT50G-50 Extended Body, Blunt Post	N/A	Gold	Teflon	50	N/A
--	-----	------	--------	----	-----

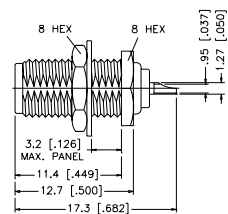
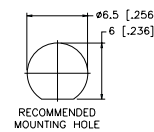


Bulkhead Jack Receptacle - Rear Mount

P.N.	Cable Group	Plt.	Ins.	Imp.	Crimp Tool
SMA6451A1-3GT50G-50	N/A	Gold	Teflon	50	N/A



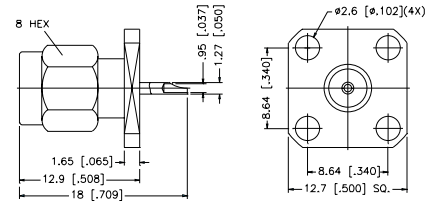
P.N.	Cable Group	Plt.	Ins.	Imp.	Crimp Tool
SMA6451B1-3GT50G-50	N/A	Gold	Teflon	50	N/A
SMA6451B1-002-3GT50G-50 Flatwasher	N/A	Gold	Teflon	50	N/A



Panel Receptacle/Solder Cup terminal

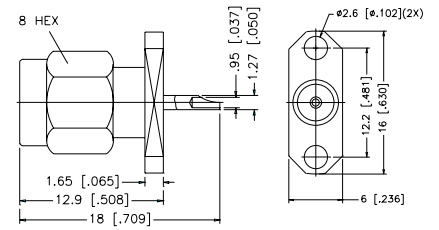
Panel Mount Plug Receptacle - 4 Hole Square Flange

P.N.	Cable Group	Plt.	Ins.	Imp.	Crimp Tool
SMA1551A1-3GT50G-50	N/A	Gold	Teflon	50	N/A



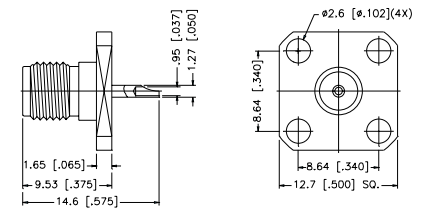
Panel Mount Plug Receptacle - 2 Hole Flange

P.N.	Cable Group	Plt.	Ins.	Imp.	Crimp Tool
SMA1551B1-3GT50G-50	N/A	Gold	Teflon	50	N/A



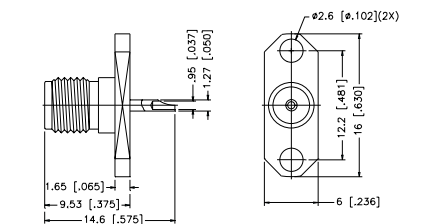
Panel Mount Jack Receptacle - 4 Hole Square Flange

P.N.	Cable Group	Plt.	Ins.	Imp.	Crimp Tool
SMA6551A1-3GT50G-50	N/A	Gold	Teflon	50	N/A
SMA6551A1-001-3GT50G-50	N/A	Gold	Teflon	50	N/A
12.7 mm [.500"] Square Holes					



Panel Mount Jack Receptacle - 2 Hole Square Flange

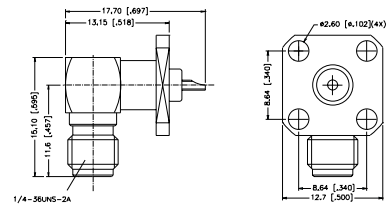
P.N.	Cable Group	Plt.	Ins.	Imp.	Crimp Tool
SMA6551B1-3GT50G-50	N/A	Gold	Teflon	50	N/A



Panel Receptacle/Solder Cup terminal

Right Angle Panel Mount Jack Receptacle - 4 Hole Square Flange

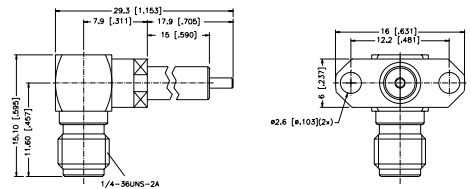
P.N.	Cable Group	Plt.	Ins.	Imp.	Crimp Tool
SMA6552A1-3GT50G-50	N/A	Gold	Teflon	50	N/A



Right Angle Panel Mount Jack Receptacle - 2 Hole 90° Flange - Exposed TFE Type

P.N.	Cable Group	Plt.	Ins.	Imp.	Crimp Tool
SMA6552F1-3GT50G-50	N/A	Gold	Teflon	50	N/A

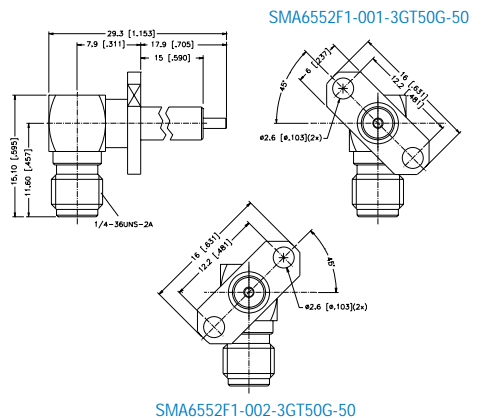
Remark: Extended teflon insulation available in various lengths.
Contact Amphenol for part number and availability.



Right Angle Panel Mount Jack Receptacle - 2 Hole 45° Flange - Exposed TFE Type

P.N.	Cable Group	Plt.	Ins.	Imp.	Crimp Tool
SMA6552F1-001-3GT50G-50	N/A	Gold	Teflon	50	N/A
SMA6552F1-002-3GT50G-50	N/A	Gold	Teflon	50	N/A

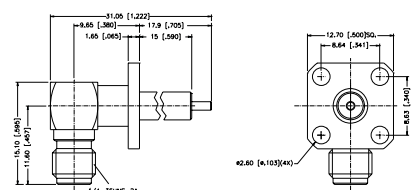
Remark: Extended teflon insulation available in various lengths.
Contact Amphenol for part number and availability.



Right Angle Panel Mount Jack Receptacle - 4 Hole Flange - Exposed TFE Type

P.N.	Cable Group	Plt.	Ins.	Imp.	Crimp Tool
SMA6552E1-3GT50G-50	N/A	Gold	Teflon	50	N/A

Remark: Extended teflon insulation available in various lengths.
Contact Amphenol for part number and availability.

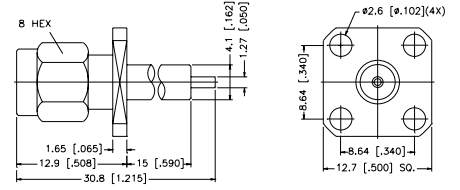


Panel Receptacle/Solder Pot terminal

Panel Mount Plug Receptacle - 4 Hole Square Flange - Exposed TFE Type

P.N.	Cable Group	Plt.	Ins.	Imp.	Crimp Tool
SMA1551E1-3GT50G-50	N/A	Gold	Teflon	50	N/A

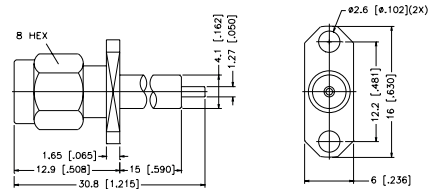
Remark: Extended teflon insulation available in various lengths.
Contact Amphenol for part number and availability.



Panel Mount Plug Receptacle - 2 Hole Flange - Exposed TFE Type

P.N.	Cable Group	Plt.	Ins.	Imp.	Crimp Tool
SMA1551F1-3GT50G-50	N/A	Gold	Teflon	50	N/A

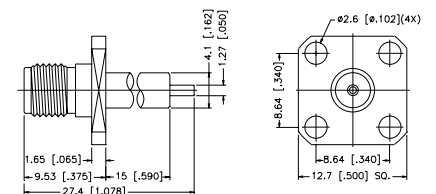
Remark: Extended teflon insulation available in various lengths.
Contact Amphenol for part number and availability.



Panel Mount Jack Receptacle - 4 Hole Square Flange - Exposed TFE Type

P.N.	Cable Group	Plt.	Ins.	Imp.	Crimp Tool
SMA6551E1-3GT50G-50	N/A	Gold	Teflon	50	N/A

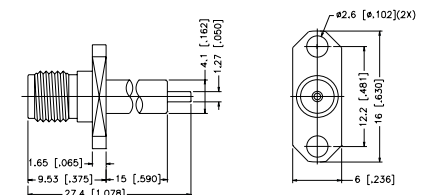
Remark: Extended teflon insulation available in various lengths.
Contact Amphenol for part number and availability.



Panel Mount Jack Receptacle - 2 Hole Flange - Exposed TFE Type

P.N.	Cable Group	Plt.	Ins.	Imp.	Crimp Tool
SMA6551F1-3GT50G-50	N/A	Gold	Teflon	50	N/A

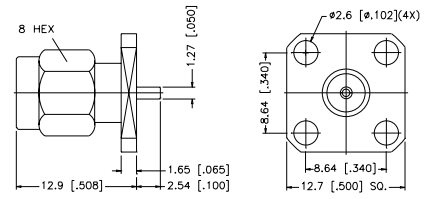
Remark: Extended teflon insulation available in various lengths.
Contact Amphenol for part number and availability.



Panel Receptacle/Solder Pot terminal

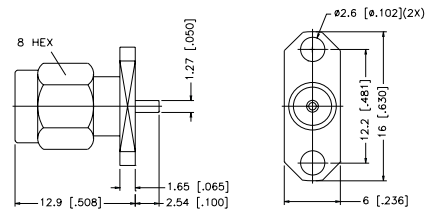
Panel Mount Plug Receptacle - 4 Hole Square Flange - Blunt Post

P.N.	Cable Group	Plt.	Ins.	Imp.	Crimp Tool
SMA1551E9-3GT50G-50	N/A	Gold	Teflon	50	N/A



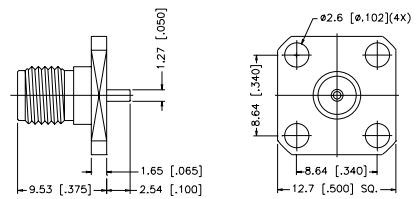
Panel Mount Plug Receptacle - 2 Hole Flange - Blunt Post

P.N.	Cable Group	Plt.	Ins.	Imp.	Crimp Tool
SMA1551F9-3GT50G-50	N/A	Gold	Teflon	50	N/A



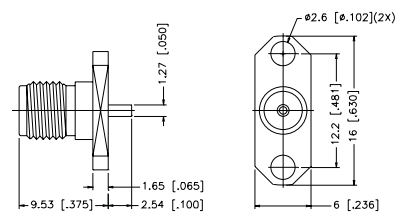
Panel Mount Jack Receptacle - 4 Hole Square Flange - Blunt Post

P.N.	Cable Group	Plt.	Ins.	Imp.	Crimp Tool
SMA6551E9-3GT50G-50	N/A	Gold	Teflon	50	N/A
SMA6551E9-003-3GT50G-50	N/A	Gold	Teflon	50	N/A
6.6 mm [.260"] POST					



Panel Mount Jack Receptacle - 2 Hole Flange - Blunt Post

P.N.	Cable Group	Plt.	Ins.	Imp.	Crimp Tool
SMA6551F9-3GT50G-50	N/A	Gold	Teflon	50	N/A

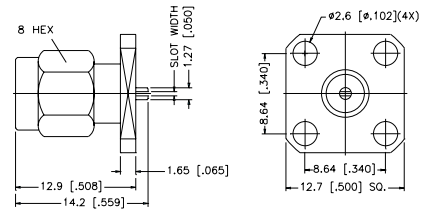


Panel Receptacle/Slot terminal

Panel Mount Plug Receptacle - 4 hole Square Flange

P.N.	Cable Group	Plt.	Ins.	Imp.	Crimp Tool
SMA1551C1-3GT50G-0.5-50	N/A	Gold	Teflon	50	N/A

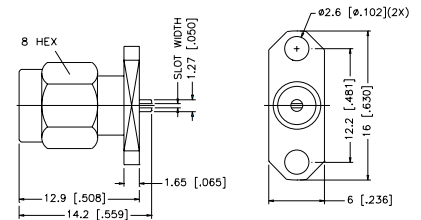
Remark: Size of slot width = 0.3 mm [.01"],
0.5 mm [.02"],
0.7 mm [.03"],



Panel Mount Plug Receptacle - 2 hole Flange

P.N.	Cable Group	Plt.	Ins.	Imp.	Crimp Tool
SMA1551D1-3GT50G-0.5-50	N/A	Gold	Teflon	50	N/A

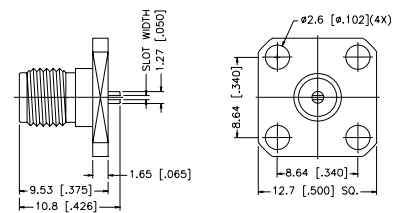
Remark: Size of slot width = 0.3 mm [.01"],
0.5 mm [.02"],
0.7 mm [.03"],



Panel mount Jack Receptacle - 4 hole Square Flange

P.N.	Cable Group	Plt.	Ins.	Imp.	Crimp Tool
SMA6551C1-3GT50G-0.5-50	N/A	Gold	Teflon	50	N/A

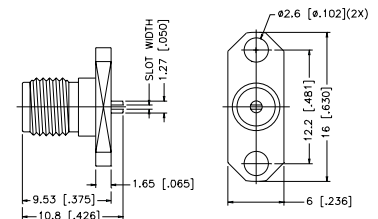
Remark: Size of slot width = 0.3 mm [.01"],
0.5 mm [.02"],
0.7 mm [.03"],



Panel mount Jack Receptacle - 2 hole Square Flange

P.N.	Cable Group	Plt.	Ins.	Imp.	Crimp Tool
SMA6551D1-3GT50G-0.5-50	N/A	Gold	Teflon	50	N/A

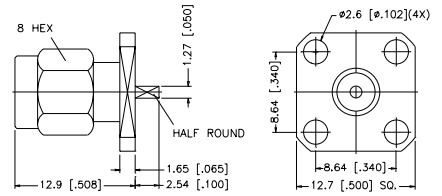
Remark: Size of slot width = 0.3 mm [.01"],
0.5 mm [.02"],
0.7 mm [.03"],



Panel Receptacle/Half Round Solder Pot Terminals

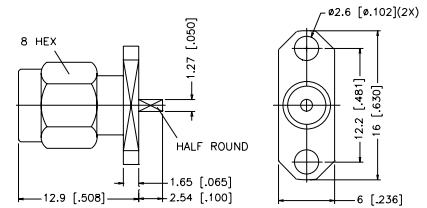
Panel Mount Plug Receptacle - 4 Hole Square Flange - Half Round Terminal

P.N.	Cable Group	Plt.	Ins.	Imp.	Crimp Tool
SMA1551G1-3GT50G-50	N/A	Gold	Teflon	50	N/A



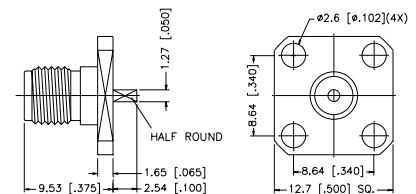
Panel Mount Plug Receptacle - 2 Hole Flange - Half Round Terminal

P.N.	Cable Group	Plt.	Ins.	Imp.	Crimp Tool
SMA1551H1-3GT50G-50	N/A	Gold	Teflon	50	N/A



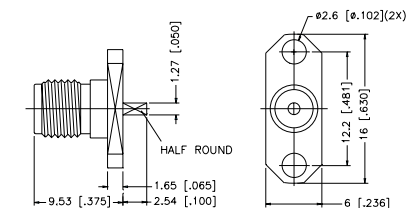
Panel Mount Jack Receptacle - 4 Hole Square Flange - Half Round Terminal

P.N.	Cable Group	Plt.	Ins.	Imp.	Crimp Tool
SMA6551G1-3GT50G-50	N/A	Gold	Teflon	50	N/A



Panel Mount Jack Receptacle - 2 Hole Flange - Half Round Terminal

P.N.	Cable Group	Plt.	Ins.	Imp.	Crimp Tool
SMA6551H1-3GT50G-50	N/A	Gold	Teflon	50	N/A

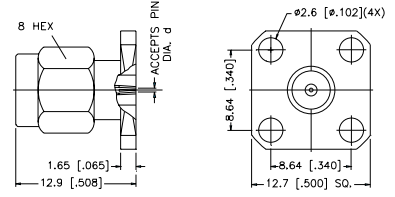


Panel Receptacle/Terminal Flush to Below Flange

Panel Mount Plug Receptacle - 4 Hole Sq. Flange - Terminal Flush to Below Flange

P.N.	Cable Group	Plt.	Ins.	Imp.	Crimp Tool
SMA1551K1-3GT50G-.015-50	N/A	Gold	Teflon	50	N/A

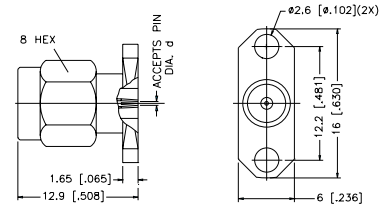
Remark: Pin size of d = .305 mm [.012"],
.381 mm [.015"],
.457 mm [.018"]



Panel Mount Plug Receptacle - 2 Hole Flange - Terminal Flush to Below Flange

P.N.	Cable Group	Plt.	Ins.	Imp.	Crimp Tool
SMA1551L1-3GT50G-.015-50	N/A	Gold	Teflon	50	N/A

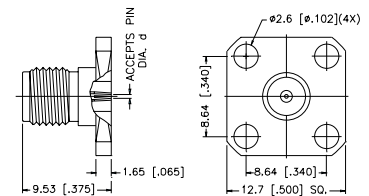
Remark: Pin size of d = .305 mm [.012"],
.381 mm [.015"],
.457 mm [.018"]



Panel Mount Jack Receptacle - 4 Hole Sq. Flange - Terminal Flush to Below Flange

P.N.	Cable Group	Plt.	Ins.	Imp.	Crimp Tool
SMA6551K1-3GT50G-.015-50	N/A	Gold	Teflon	50	N/A

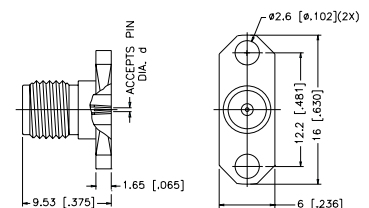
Remark: Pin size of d = .305 mm [.012"],
.381 mm [.015"],
.457 mm [.018"]



Panel Mount Jack Receptacle - 2 Hole Flange - Terminal Flush to Below Flange

P.N.	Cable Group	Plt.	Ins.	Imp.	Crimp Tool
SMA6551L1-3GT50G-.015-50	N/A	Gold	Teflon	50	N/A

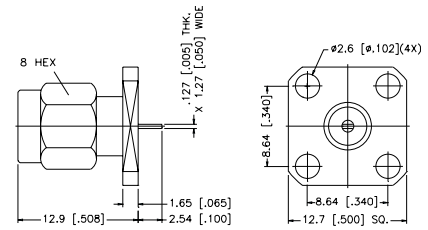
Remark: Pin size of d = .305 mm [.012"],
.381 mm [.015"],
.457 mm [.018"]



Panel Receptacle/Tab Terminal

Panel Mount Plug Receptacle - 4 Hole Square Flange - Tab Terminal

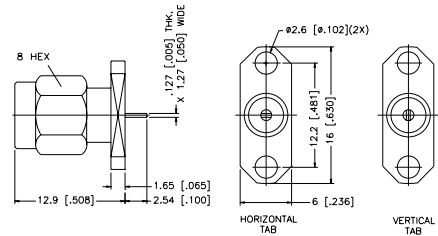
P.N.	Cable Group	Plt.	Ins.	Imp.	Crimp Tool
SMA1551M1-3GT50G-50	N/A	Gold	Teflon	50	N/A



Panel Mount Plug Receptacle - 2 Hole Flange - Tab Terminal

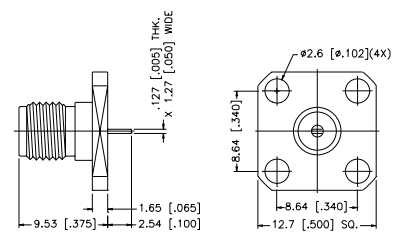
P.N.	Cable Group	Plt.	Ins.	Imp.	Crimp Tool
SMA1551N1-3GT50G-50	N/A	Gold	Teflon	50	N/A

Remark: Specify horizontal or vertical tab when ordering



Panel Mount Jack Receptacle - 4 Hole Square Flange - Tab Terminal

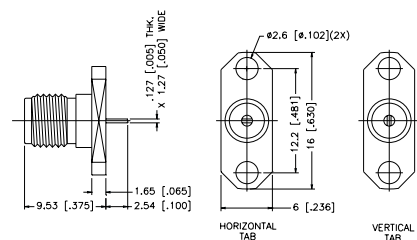
P.N.	Cable Group	Plt.	Ins.	Imp.	Crimp Tool
SMA6551M1-3GT50G-50	N/A	Gold	Teflon	50	N/A



Panel Mount Jack Receptacle - 2 Hole Flange - Tab Terminal

P.N.	Cable Group	Plt.	Ins.	Imp.	Crimp Tool
SMA6551N1-3GT50G-50	N/A	Gold	Teflon	50	N/A

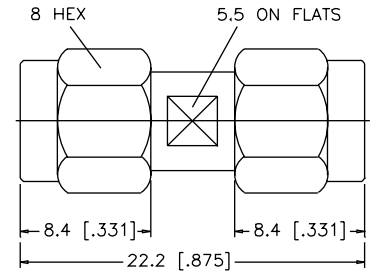
Remark: Specify horizontal or vertical tab when ordering



In-Series Adapters

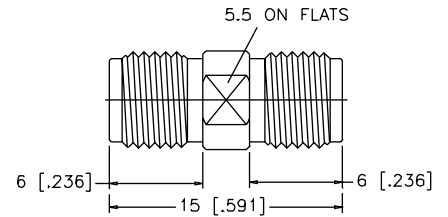
Plug-to-Plug Adapter

P.N.	Cable Group	Plt.	Ins.	Imp.	Crimp Tool
SMA2071A1-3GT50G-50	N/A	Gold	Teflon	50	N/A
SMA2071A1-S/PT50G-50 Stainless Steel Body	N/A	S/S	Teflon	50	N/A



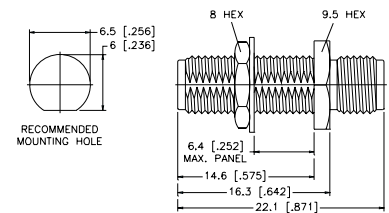
Jack-to-Jack Adapter

P.N.	Cable Group	Plt.	Ins.	Imp.	Crimp Tool
SMA7071A2-3GT50G-50	N/A	Gold	Teflon	50	N/A
SMA7071A4-S/PT50G-50 Stainless Steel Body	N/A	S/S	Teflon	50	N/A



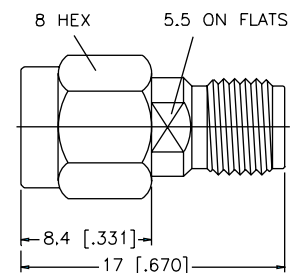
Jack-to-Jack Adapter - Bulkhead Feedthrough

P.N.	Cable Group	Plt.	Ins.	Imp.	Crimp Tool
SMA7471B1-3GT50G-50	N/A	Gold	Teflon	50	N/A



Plug-to-Jack Adapter

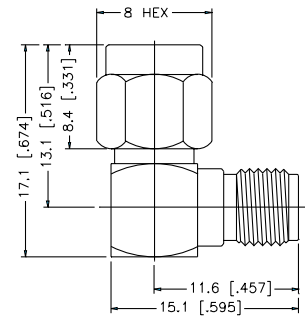
P.N.	Cable Group	Plt.	Ins.	Imp.	Crimp Tool
SMA5071A1-3GT50G-50	N/A	Gold	Teflon	50	N/A



In-Series Adapters

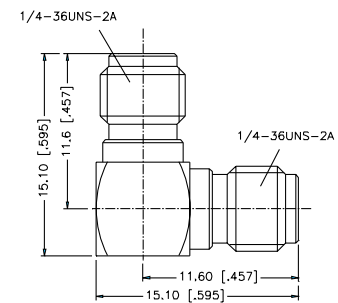
Plug-to-Jack Adapter - Right Angle

P.N.	Cable Group	Plt.	Ins.	Imp.	Crimp Tool
SMA5072A2-3GT50G-50	N/A	Gold	Teflon	50	N/A



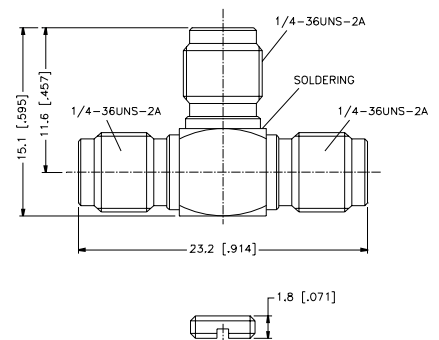
Jack-to-Jack Adapter - Right Angle

P.N.	Cable Group	Plt.	Ins.	Imp.	Crimp Tool
SMA7072A1-3GT50G-50	N/A	Gold	Teflon	50	N/A



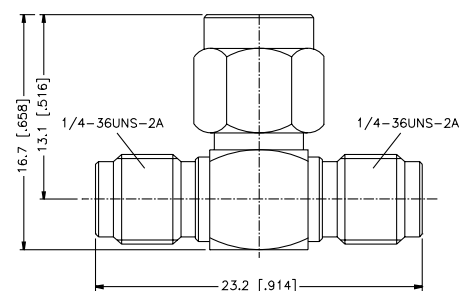
Jack-to-Jack-to-Jack Tee Adapter

P.N.	Cable Group	Plt.	Ins.	Imp.	Crimp Tool
SMA8073A1-3GT50G-50	N/A	Gold	Teflon	50	N/A



Jack-to-Plug-to-Jack Tee Adapter

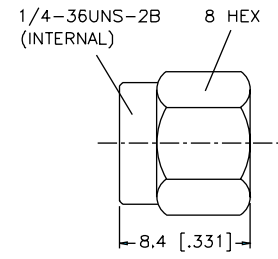
P.N.	Cable Group	Plt.	Ins.	Imp.	Crimp Tool
SMA9073A1-3GT50G-50	N/A	Gold	Teflon	50	N/A



Accessories

Male Cap

P.N.	Cable Group	Plt.	Ins.	Imp.	Crimp Tool
SMA1005A2-3G	N/A	Gold	Teflon	50	N/A



The Amphenol SMB/SMC subminiature coaxial connectors with 50 ohm impedance are for applications to 4 GHz (SMB) or 10 GHz (SMC). Generally less expensive than SMA, these connectors are used primarily in applications for microwave telephone and other nondefense telecommunications requirements.

SMB connectors feature quick connect/disconnect snap-on mating and operate to 4 GHz with low reflection.

SMC connectors have #10-32UNF-threaded screw-on couplings and operate reliably to 10 GHz.

SMZ connectors are matched-impedance SMB connectors to be used with 75 ohm miniature coax cables. The connectors are the same size as, and intermateable with, standard 50 ohm SMB connectors.

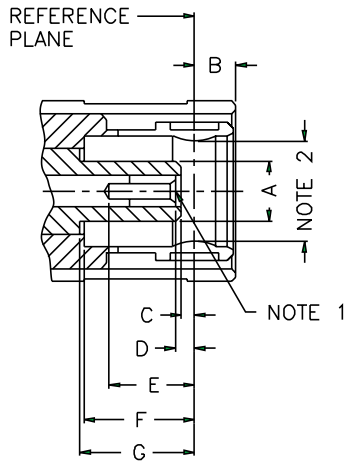
Electrical Specifications

Electrical data		SMB		SMC	
Impedance		50 ohm		50 ohm	
Frequency range		0-4 GHz		0-10 GHz	
VSWR *f in GHz	Cable dielectric dimensions	0.87 mm [.034"]	1.5 mm [.059"]	0.87 mm [.034"]	1.5 mm [.059"]
	Straight connector DC-1000 MHz	1.3 + 0.04f	1.25 + 0.04f	1.25 + 0.04f	1.15 + 0.04f
	Right angle connector DC-1000 MHz	1.4 + 0.08f	1.3 + 0.04f	1.4 + 0.06f	1.25 + 0.04f
Dielectric withstanding Voltage 50 Hz rms		750V	1000V	750V	1000V
Working voltage 50 Hz rms		250V	335V	250V	335V
Working voltage DC		350V	450V	350V	450V
Insulation resistance		1000 Megohms min		1000 Megohms min	
Contact	Inner conductor	≤ 3 Megohms		≤ 3 Megohms	
Resistance	Outer conductor	≤ 0.5 Megohms		≤ 0.5 Megohms	
Insertion loss (db max.)	Straight connectors	.30 db max. at 1.5 GHz		.25 db max. at 4 GHz	
	Right angle connectors	.60 db max. at 1.5 GHz		.50 db max. at 4 GHz	

Material Specifications

Parts Name		Material	Finish
Body, Metal parts		Brass per QQ-B-626	Nickel or gold per requirement
Contacts	Male	Brass per QQ-B-626	30 μ"Gold
	Female	Female Beryllium copper, Per QQ-C-530, heat treated per MIL-H-7199	30 μ"Gold
Insulators		PTFE	None
Gasket		Silicone rubber	None
Crimp ferrules		Seamless copper tubing alloy	Nickel or gold per requirement

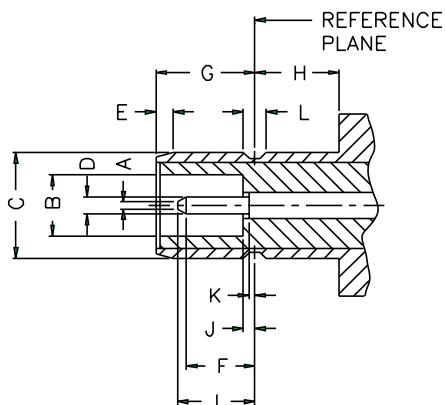
Interface mating dimensions



Plug

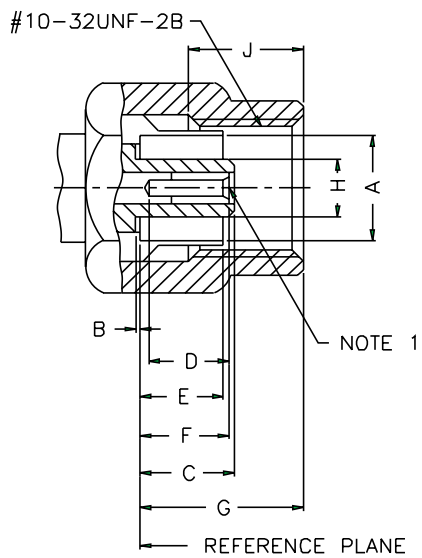
Letter	Millimeters [Inches]	
	Minimum	Maximum
A	2.00 [.079]	2.06 [.081]
B	-	1.62 [.064]
C	0.18 [.007]	-
D	0.18 [.007]	0.94 [.037]
E	2.97 [.117]	-
F	3.58 [.141]	-
G	3.58 [.141]	-

Jack



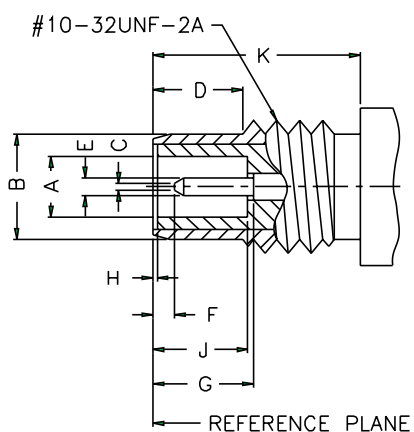
Letter	Millimeters [Inches]	
	Minimum	Maximum
A	-	0.25 [.010]
B	2.08 [.082]	2.16 [.085]
C	3.66 [.144]	3.71 [.146]
D	0.48 [.019]	0.53 [.021]
E	0.00	-
F	1.32 [.052]	-
G	3.33 [.131]	3.58 [.141]
H	2.03 [.080]	-
I	-	2.97 [.117]
J	-	0.18 [.007]
K	-	0.18 [.007]
L	0.69 [.027]	0.94 [.037]

Interface mating dimensions



Plug

Letter	Millimeters [Inches]	
	Minimum	Maximum
A	3.73 [.147]	3.81 [.150]
B	0.00	0.30 [.012]
C	3.15 [.124]	3.40 [.134]
D	2.97 [.110]	-
E	-	3.10 [.122]
F	3.05 [.120]	3.40 [.134]
G	-	5.92 [.233]
H	2.00 [.079]	2.06 [.081]
J	2.79 [.110]	-



Jack

Letter	Millimeters [Inches]	
	Minimum	Maximum
A	2.08 [.082]	2.16 [.085]
B	3.63 [.143]	3.71 [.146]
C	-	0.25 [.010]
D	3.12 [.123]	3.38 [.133]
E	0.48 [.019]	0.53 [.021]
F	0.61 [.024]	-
G	3.40 [.134]	3.76 [.148]
H	0.00	0.30 [.012]
J	3.40 [.134]	3.66 [.144]
K	5.94 [.234]	-

Note: 1. I.D. To meet VSWR and contact resistance when mated with .48/.53 mm dia. Pin.

All bodies, unless otherwise noted, are machined brass, gold-plated 3μ" .

All insulators are Teflon.

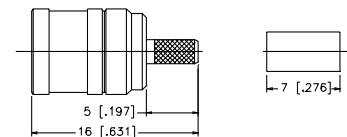
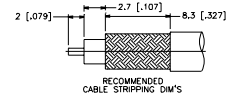
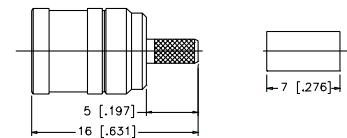
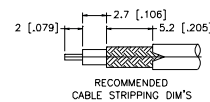
All center contacts are 30μ" gold plated.

All dimensions in millimeters and [inches].

Plug Crimp Attachment for Flexible Cable and Direct Solder for Semi-Rigid Cable

Straight Crimp Plug - Flexible Cable

P.N.	Cable Group	Plt.	Ins.	Imp.	Crimp Tool
SMB6121A2-NT30G-1-50	01	Nickel	Teflon	50	3 or 4
SMB6121A2-3GT30G-1-50	01	Gold	Teflon	50	3 or 4
SMB6121A2-NT30G-1A-50	01A	Nickel	Teflon	50	3 or 4
SMB6121A2-3GT30G-1A-50	01A	Gold	Teflon	50	3 or 4
SMB6121A1-003-NT30G-5-50	05	Nickel	Teflon	50	1 or 2
SMZ6121A6-002-N/3GT30G-6-75	06	Gold	Teflon	75	1 or 2
SMB6121A1-003-3GT30G-5-5A-50	05A	Gold	Teflon	50	1 or 2
SMZ6121A6-3GT30G-6-75	06	Gold	Teflon	75	1 or 2
SMB6121A1-NT30G-5A-50	05A	Nickel	Teflon	50	2
SMB6121A1-3GT30G-5A-50	05A	Gold	Teflon	50	2
SMB6121A1-NT30G-14-50	14	Nickel	Teflon	50	1 or 2
SMB6121A1-3GT30G-14-50	14	Gold	Teflon	50	1 or 2
SMZ6121A6-3GT30G-16-75	16	Gold	Teflon	75	9
SMZ6121A6-3GT30G-19-75	19	Gold	Teflon	75	3
SMZ6121AA-3GT30G-19-75 Mini 75 Ohm	19	Gold	Teflon	75	3
SMC Connectors					
SMB6121A2-3GT30G-1-50	01	Gold	Teflon	50	3 or 4
SMB6121A1-NT30G-5-50	05	Nickel	Teflon	50	1 or 2
SMB6121A1-3GT30G-5-50	05	Gold	Teflon	50	1 or 2
SMB6121A1-3GT30G-5A-50	05A	Gold	Teflon	50	2



SMB6121A2-NT30G-1-50, SMB6121A2-3GT30G-1-50, SMB6121A6-3GT30G-16-75, SMB6121A6-3GT30G-19-75

Note: Female center contact

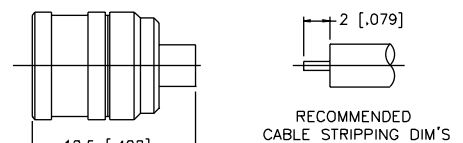
Assembly Instruction J - page 218

Straight Solder Plug - Semi-Rigid Cable

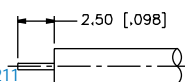
P.N.	Cable Group	Plt.	Ins.	Imp.	Crimp Tool
SMB6181A1-NT30G-11-50	11	Nickel	Teflon	50	N/A
SMB6181A1-3GT30G-11-50	11	Gold	Teflon	50	N/A
SMB6181A1-3GT30G-13-50	13	Gold	Teflon	50	N/A



SMB6181A1-NT30G-11-50, SMB6181A1-3GT30G-11-50



SMB6181A1-3GT30G-13-50



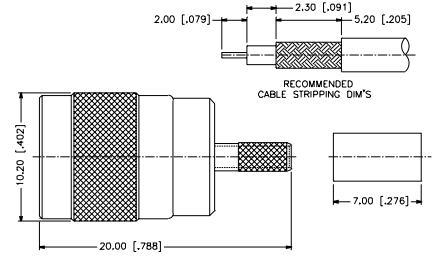
Assembly Instruction C - page 211
Assembly Instruction E - page 213

Note: Female center contact

Plug Crimp Attachment for Flexible Cable - Snap lock

Straight Crimp Plug - Snap Lock - Flexible Cable

P.N.	Cable Group	Plt.	Ins.	Imp.	Crimp Tool
SMZ6121L1-N/3GT30G-6-75	06	Nickel	Teflon	75	1 or 2
SMZ6121L1-N/3GT30G-6A-75	06A	Nickel	Teflon	75	2
SMB6121L1-N/3GT30G-16-50	16	Nickel	Teflon	50	3
SMZ6121L1-N/3GT30G-19-75	19	Nickel	Teflon	75	3

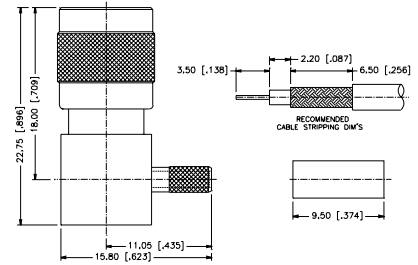


Note: Female center contact

Assembly Instruction J - page 218

Right Angle crimp Plug - Snap Lock - Flexible Cable

P.N.	Cable Group	Plt.	Ins.	Imp.	Crimp Tool
SMZ6112L1-N/3GT30G-6-75	06	Nickel	Teflon	75	1 or 2
SMZ6112L1-N/3GT30G-6A-75	06A	Nickel	Teflon	75	2
SMB6112L1-N/3GT30G-16-50	16	Nickel	Teflon	50	3
SMZ6112L1-N/3GT30G-19-75	19	Nickel	Teflon	75	3



Note: Female center contact

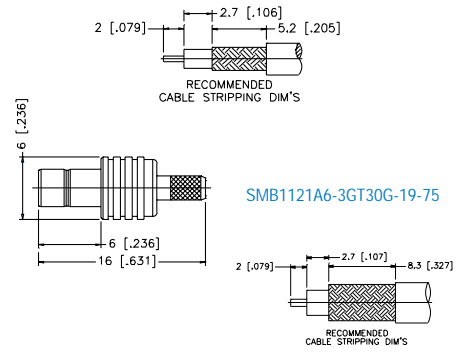
Assembly Instruction I - page 217

Crimp Attachment for Flexible Cable and Direct Solder for Semi-Rigid Cable

Straight Crimp Jack - Flexible Cable

P.N.	Cable Group	Plt.	Ins.	Imp.	Crimp Tool
SMB1121A1-NT30G-5-50	05	Nickel	Teflon	50	1 or 2
SMZ1121A6-NT30G-6-75	06	Nickel	Teflon	75	1 or 2
SMB1121A1-3GT30G-5-50	05	Gold	Teflon	50	1 or 2
SMZ1121A6-3GT30G-6-75	06	Gold	Teflon	75	1 or 2
SMB1121A1-NT30G-5A-50	05A	Nickel	Teflon	50	2
SMB1121A1-3GT30G-5A-50	05A	Gold	Teflon	50	2
SMB1121A1-NT30G-14-50	14	Nickel	Teflon	50	1 or 2
SMB1121A1-3GT30G-14-50	14	Gold	Teflon	50	1 or 2
SMZ1121A6-3GT30G-19-75	19	Gold	Teflon	75	3
SMC Connectors					
SMC1121G1-NT30G-5-50	05	Nickel	Teflon	50	1 or 2
SMC1121G1-3GT30G-5-50	05	Gold	Teflon	50	1 or 2

Note: Male center contact

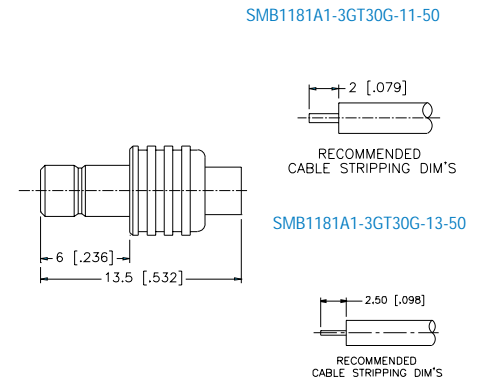


Assembly Instruction J - page 218

Straight Solder Jack - Semi-Rigid Cable

P.N.	Cable Group	Plt.	Ins.	Imp.	Crimp Tool
SMB1181A1-3GT30G-11-50	11	Gold	Teflon	50	N/A
SMB1181A1-3GT30G-13-50	13	Gold	Teflon	50	N/A

Note: Male center contact

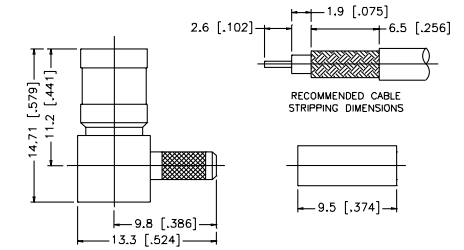


Assembly Instruction E - page 213
Assembly Instruction C - page 211

Right Angle Crimp Plug - Flexible Cable

P.N.	Cable Group	Plt.	Ins.	Imp.	Crimp Tool
SMB6112A1-NT30G-1-50	01	Nickel	Teflon	50	3 or 4
SMB6112A1-3GT30G-1-50	01	Gold	Teflon	50	3 or 4
SMB6112D1-NT30G-5-50	05	Nickel	Teflon	50	1 or 2
SMZ6112A6-NT30G-6-75	06	Nickel	Teflon	75	1 or 2
SMB6112D1-3GT30G-5-50	05	Gold	Teflon	50	1 or 2
SMZ6112A6-3GT30G-6-75	06	Gold	Teflon	75	1 or 2
SMB6112A1-NT30G-5A-50	05A	Nickel	Teflon	50	2
SMB6112A1-3GT30G-5A-50	05A	Gold	Teflon	50	2
SMB6112A1-NT30G-14-50	14	Nickel	Teflon	50	1 or 2
SMB6112A1-3GT30G-14-50	14	Gold	Teflon	50	1 or 2
SMZ6112A6-3GT30G-19-75	19	Gold	Teflon	75	3
SMZ6112A6-3GT30G-19-75	19	Gold	Teflon	75	3
Mini 75 Ohm					
SMC Connectors					
SMC6112A1-NT30G-5-50	05	Nickel	Teflon	50	1 or 2
SMC6112A1-3GT30G-5-50	05	Gold	Teflon	50	1 or 2

Note: Female center contact



Assembly Instruction I - page 217

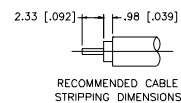
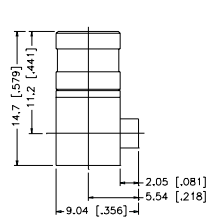
Crimp Attachment for Flexible Cable and Direct Solder for Semi-Rigid Cable

Right Angle Solder Plug - Semi-Rigid Cable

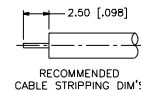
P.N.	Cable Group	Plt.	Ins.	Imp.	Crimp Tool
SMB6182A1-NT30G-11-50	11	Nickel	Teflon	50	N/A
SMB6182A1-3GT30G-11-50	11	Gold	Teflon	50	N/A
SMB6182A1-3GT30G-13-50	13	Gold	Teflon	50	N/A



SMB6182A1-NT30G-11-50,
SMB6182A1-3GT30G-11-50



SMB6182A1-3GT30G-13-50

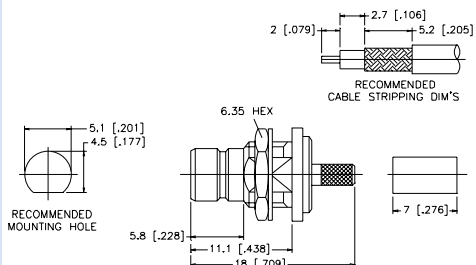


Note: Female center contact

Assembly Instruction F - page 214

Bulkhead Feedthrough Crimp Jack - Flexible cable

P.N.	Cable Group	Plt.	Ins.	Imp.	Crimp Tool
SMB1421A1-002-NT30G-5-50	05	Nickel	Teflon	50	1 or 2
SMB1421A1-NT30G-3-50	03	Nickel	Teflon	50	1 or 2
SMB1421A1-3GT30G-5-50	05	Gold	Teflon	50	1 or 2
SMZ1421G6-3GT30G-6-75	06	Gold	Teflon	75	1 or 2
SMB1421A1-NT30G-5-50	05	Nickel	Teflon	50	1 or 2
SMB1421A1-3GT30G-5A-50	05A	Gold	Teflon	50	2
SMB1421A1-NT30G-14-50	14	Nickel	Teflon	50	1 or 2
SMB1421A1-3GT30G-14-50	14	Gold	Teflon	50	1 or 2
SMC Connectors					
SMC1421G1-NT30G-5-50	05	Nickel	Teflon	50	1 or 2
SMC1421A1-3GT30G-5-50	05	Gold	Teflon	50	1 or 2

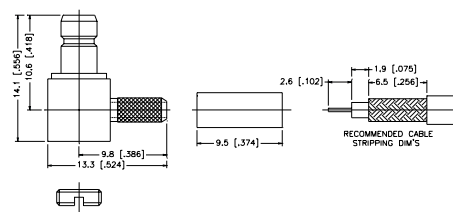


Note: Male center contact

Assembly Instruction J - page 218

Right Angle Crimp and Solder Jack - Flexible & Semi-Rigid Cable

P.N.	Cable Group	Plt.	Ins.	Imp.	Crimp Tool
SMB112A1-NT30G-5-50	05	Nickel	Teflon	50	1 or 2
SMB112A1-3GT30G-5-50	05	Gold	Teflon	50	1 or 2
SMB112A1-3GT30G-13-50	13	Gold	Teflon	50	N/A



Note: Male center contact

Assembly Instruction F - page 214

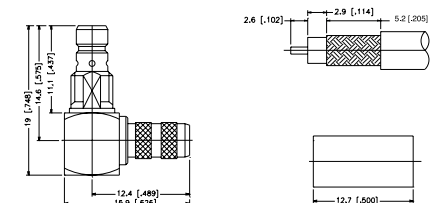
Assembly Instruction I - page 217

Right Angle Bulkhead Crimp Jack - Flexible Cable

P.N.	Cable Group	Plt.	Ins.	Imp.	Crimp Tool
SMB1412A1-NT30G-1-50	01	Nickel	Teflon	50	3 or 4
SMB1412A1-3GT30G-1-50	01	Gold	Teflon	50	3 or 4
SMB1412A2-3GT30G-1A-50	01A	Gold	Teflon	50	3 or 4
SMB1412A1-001-NT30G-5-50	05	Nickel	Teflon	50	1 or 2
SMB1412A1-001-3GT30G-5-50	05	Gold	Teflon	50	1 or 2
SMB1412A1-NT30G-5A-50	05A	Nickel	Teflon	50	2
SMB1412A1-3GT30G-5A-50	05A	Gold	Teflon	50	2
SMB1412A1-3GT30G-14-50	14	Gold	Teflon	50	1 or 2



SMB1412A1-NT30G-1-50, SMB1412A1-3GT30G-1-50,
SMB1412A2-NT30G-1A-50, SMB1412A2-NT30G-1A-50



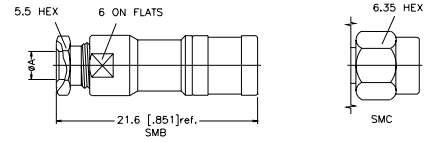
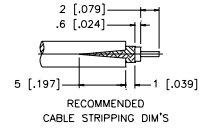
Note: Male center contact

Assembly Instruction I - page 217

Clamp Attachment for Flexible Cable

Straight Clamp plug - Miniature Cable

P.N.	Cable Group	Plt.	Ins.	Imp.	Crimp Tool
SMB6141E1-NT30G-5-50	05	Nickel	Teflon	50	N/A
SMB6141E1-3GT30G-5-50	05	Gold	Teflon	50	N/A

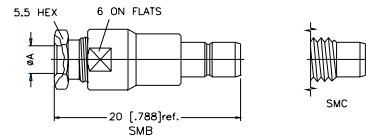
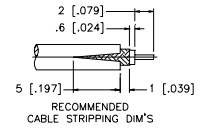


Note: Female center contact

Assembly Instruction M - page 221

Straight Clamp Jack - Miniature Cable

P.N.	Cable Group	Plt.	Ins.	Imp.	Crimp Tool
SMB1141E1-NT30G-5-50	05	Nickel	Teflon	50	N/A
SMB1141E1-3GT30G-5-50	05	Gold	Teflon	50	N/A

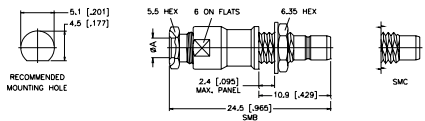
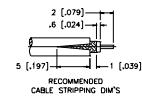


Note: Male center contact

Assembly Instruction M - page 221

Bulkhead Feedthrough Clamp Jack - Miniature Cable

P.N.	Cable Group	Plt.	Ins.	Imp.	Crimp Tool
SMB1441E1-NT30G-5-50	05	Nickel	Teflon	50	N/A
SMB1441E1-3GT30G-5-50	05	Gold	Teflon	50	N/A

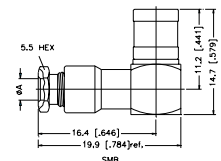
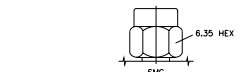
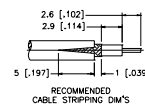


Note: Male center contact

Assembly Instruction M - page 221

Right Angle Clamp Plug - Miniature Cable

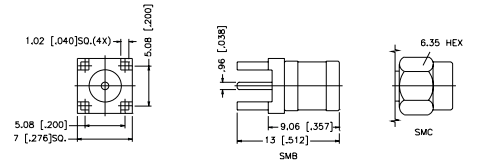
P.N.	Cable Group	Plt.	Ins.	Imp.	Crimp Tool
SMB6142E1-NT30G-5-50	05	Nickel	Teflon	50	N/A
SMB6142E1-3GT30G-5-50	05	Gold	Teflon	50	N/A



Printed Circuit Board Connectors

Straight Plug for P.C. Board

P.N.	Cable Group	Plt.	Ins.	Imp.	Crimp Tool
SMB6251B1-NT30G-50	N/A	Nickel	Teflon	50	N/A
SMB6251B1-3GT30G-50	N/A	Gold	Teflon	50	N/A
SMC Connectors					
SMC6251B1-NT30G-50	N/A	Nickel	Teflon	50	N/A
SMC6251B1-3GT30G-50	N/A	Gold	Teflon	50	N/A



Note: Male center contact

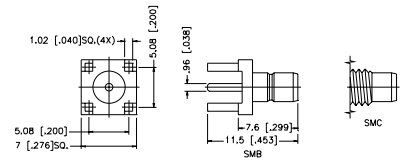
Assembly Instruction B - page 207

Straight Jack for P.C. Board

P.N.	Cable Group	Plt.	Ins.	Imp.	Crimp Tool
SMB1251B1-NT30G-50	N/A	Nickel	Teflon	50	*
SMB1251B1-3GT30G-50	N/A	Gold	Teflon	50	*
SMS1251B1-3GT30G-50 Slide-On	N/A	Gold	Teflon	50	N/A
SMZ1251B6-002-3GT30G-75 4.43 mm (.175") PCB Legs	N/A	Gold	Teflon	75	N/A
SMC Connectors					
SMC1251B1-NT30G-50	N/A	Nickel	Teflon	50	N/A
SMC1251B1-3GT30G-50	N/A	Gold	Teflon	50	N/A

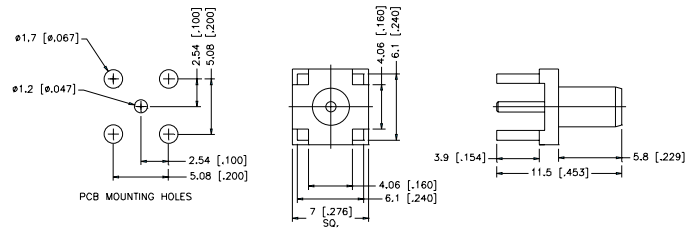


Snap-On



Note: Male center contact

Slide-On



Assembly Instruction B - page 207

Printed circuit Board Connectors

Straight Bulkhead Jack for P.C. Board

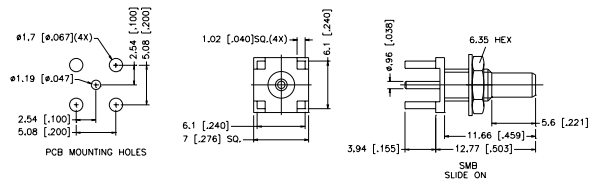
P.N.	Cable Group	Plt.	Ins.	Imp.	Crimp Tool
SMB1451B1-004-NT30G-50 Slide-On	N/A	Nickel	Teflon	50	N/A
SMB1451B1-003-NT30G-50	N/A	Nickel	Teflon	50	N/A
SMB1451B1-003-3GT30G-50	N/A	Gold	Teflon	50	N/A



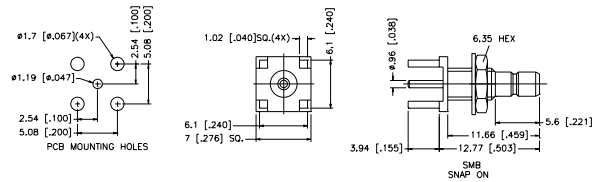
Assembly Instruction B - page 207

Note: Male center contact

Snap-On

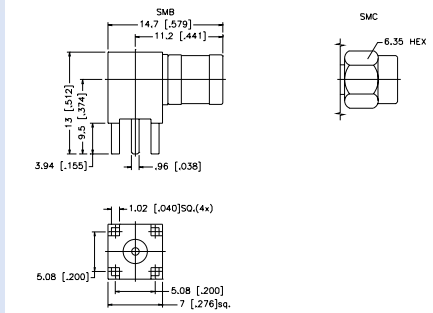


Slide-On



Right Angle Plug for P.C. Board

P.N.	Cable Group	Plt.	Ins.	Imp.	Crimp Tool
SMB6252B1-NT30G-50	N/A	Nickel	Teflon	50	N/A
SMB6252B1-3GT30G-50	N/A	Gold	Teflon	50	N/A
SMZ6252B1-3GT30G-75	N/A	Gold	Teflon	75	N/A
SMC Connectors					
SMC6252B1-NT30G-50	N/A	Nickel	Teflon	50	N/A
SMC6252B1-3GT30G-50	N/A	Gold	Teflon	50	N/A

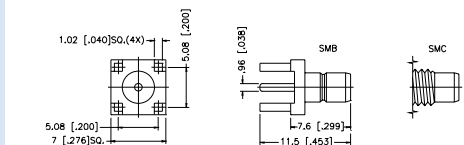


Note: Female center contact

Assembly Instruction B - page 207

Right Angle Jack for P.C. Board

P.N.	Cable Group	Plt.	Ins.	Imp.	Crimp Tool
SMB1252B1-NT30G-50	N/A	Nickel	Teflon	50	N/A
SMB1252B1-3GT30G-50	N/A	Gold	Teflon	50	N/A
SMB1252B1-TT30G-50	N/A	Tin Lead	Teflon	50	N/A
SMC Connectors					
SMC1252B1-NT30G-50	N/A	Nickel	Teflon	50	N/A
SMC1252B1-3GT30G-50	N/A	Gold	Teflon	50	N/A



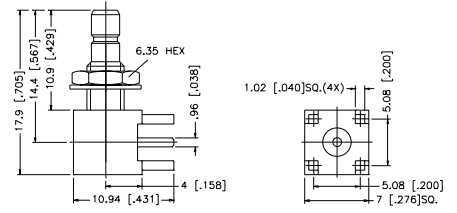
Note: Male center contact

Assembly Instruction B - page 207

Printed circuit Board Connectors

Right Angle Bulkhead Jack for P.C. Board

P.N.	Cable Group	Plt.	Ins.	Imp.	Crimp Tool
SMB74971-001-3GT30G-50	N/A	Gold	Teflon	50	N/A



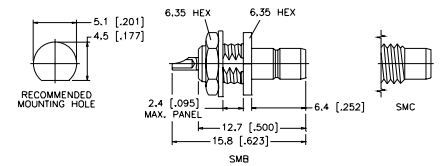
Note: Male center contact

Assembly Instruction B - page 207

Bulkhead Jack Receptacle/Solder Cup Terminal

Bulkhead Jack Receptacle - Front Mount

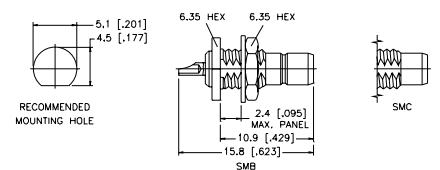
P.N.	Cable Group	Plt.	Ins.	Imp.	Crimp Tool
SMB1351B1-NT30G-50	N/A	Nickel	Teflon	50	N/A
SMB1351B1-3GT30G-50	N/A	Gold	Teflon	50	N/A
SMZ1351B1-3GT30G-75	N/A	Gold	Teflon	75	N/A
SMC Connectors					
SMC1351B1-NT30G-50	N/A	Nickel	Teflon	50	N/A
SMC1351B1-3GT30G-50	N/A	Gold	Teflon	50	N/A



Note: Male center contact

Bulkhead Jack Receptacle - Rear Mount

P.N.	Cable Group	Plt.	Ins.	Imp.	Crimp Tool
SMB1451B1-NT30G-50	N/A	Nickel	Teflon	50	N/A
SMB1451B1-3GT30G-50	N/A	Gold	Teflon	50	N/A
SMC Connectors					
SMC1451B1-NT30G-50	N/A	Nickel	Teflon	50	N/A
SMC1451B1-3GT30G-50	N/A	Gold	Teflon	50	N/A



Note: Male center contact

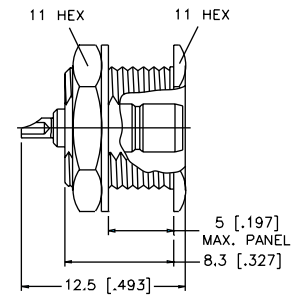
Bulkhead Jack Receptacle/Solder Cup Terminal

Bulkhead Recessed Jack Receptacle

P.N.	Cable Group	Plt.	Ins.	Imp.	Crimp Tool
SMB1351B9-NT30G-50	N/A	Nickel	Teflon	50	N/A
SMB1351B9-3GT30G-50	N/A	Gold	Teflon	50	N/A
SMZ1351B9-3GT30G-75	N/A	Gold	Teflon	75	N/A



Note: Male center contact

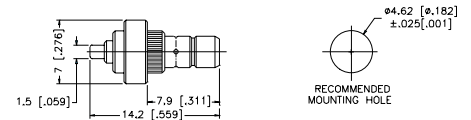


Press Fit Jack Receptacle

P.N.	Cable Group	Plt.	Ins.	Imp.	Crimp Tool
SMB1051A2-003-3GT30G-50	N/A	Gold	Teflon	50	N/A



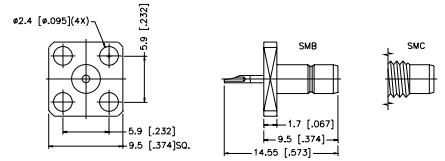
Note: Male center contact



Panel Receptacle/Solder Cup Terminal

Panel Mount Jack Receptacle - 4 Hole Square Flange

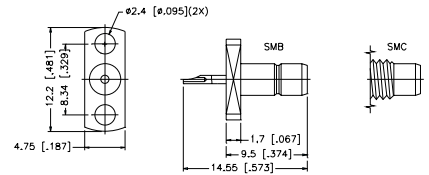
P.N.	Cable Group	Plt.	Ins.	Imp.	Crimp Tool
SMB1551A1-NT30G-50	N/A	Nickel	Teflon	50	N/A
SMB1551A1-3GT30G-50	N/A	Gold	Teflon	50	N/A
SMC Connectors					
SMC1551A1-NT30G-50	N/A	Nickel	Teflon	50	N/A
SMC1551A1-3GT30G-50	N/A	Gold	Teflon	50	N/A



Note: Male center contact

Panel Mount Jack Receptacle - 2 Hole Flange

P.N.	Cable Group	Plt.	Ins.	Imp.	Crimp Tool
SMB1551B1-NT30G-50	N/A	Nickel	Teflon	50	N/A
SMB1551B1-3GT30G-50	N/A	Gold	Teflon	50	N/A
SMC Connectors					
SMC1551B1-NT30G-50	N/A	Nickel	Teflon	50	N/A
SMC1551B1-3GT30G-50	N/A	Gold	Teflon	50	N/A

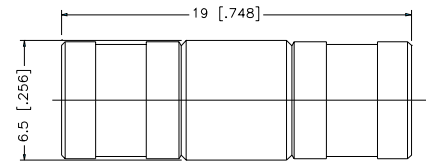


Note: Male center contact

In-Series adapters

Plug-to-Plug Adapter

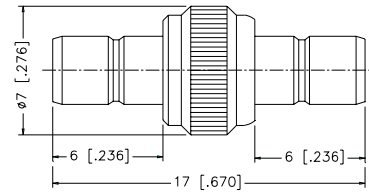
P.N.	Cable Group	Plt.	Ins.	Imp.	Crimp Tool
SMB7071A1-NT30G-50	N/A	Nickel	Teflon	50	N/A
SMB7071A1-3GT30G-50	N/A	Gold	Teflon	50	N/A



Note: Female center contact

Jack-to-Jack Adapter

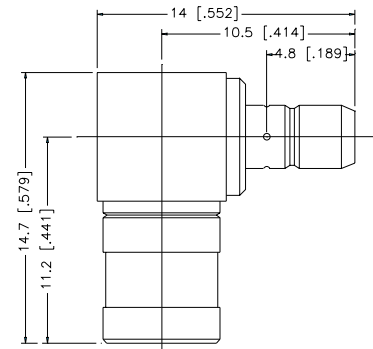
P.N.	Cable Group	Plt.	Ins.	Imp.	Crimp Tool
SMB2071A1-NT30G-50	N/A	Nickel	Teflon	50	N/A
SMB2071A1-3GT30G-50	N/A	Gold	Teflon	50	N/A



Note: Male center contact

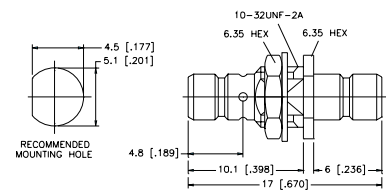
Plug-to-Jack Adapter - Right Angle

P.N.	Cable Group	Plt.	Ins.	Imp.	Crimp Tool
SMB5072A1-NT30G-50	N/A	Nickel	Teflon	50	N/A
SMB5072A1-3GT30G-50	N/A	Gold	Teflon	50	N/A



Jack-to-Jack Adapter - Bulkhead

P.N.	Cable Group	Plt.	Ins.	Imp.	Crimp Tool
SMB2471A1-NT30G-50	N/A	Nickel	Teflon	50	N/A
SMB2471A1-3GT30G-50	N/A	Gold	Teflon	50	N/A

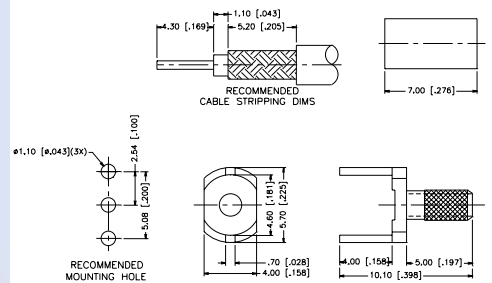


Note: Male center contact

Coaxial terminators are a low-cost solution to connect directly to your P.C. board, or where a signal needs to be continued within the equipment while the braid is terminated to the panel. Amphenol offers a large selection of cable types and connector styles. Fits MCX, SMA, SMB and SMC mounting-hole spacing.

Straight Crimp P.C. Board - 2 hole Mount - Flexible Cable

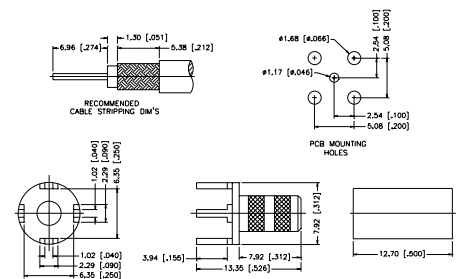
P.N.	Cable Group	Plt.	Ins.	Imp.	Crimp Tool
TMN0111T2-3G-1	01	Gold	N/A	N/A	3 or 4
TMN0111T2-3G-1A	01A	Gold	N/A	N/A	3 or 4
TMN0111T1-3G-3	03	Gold	N/A	N/A	4
TMN0111T1-3G-5	05/06	Gold	N/A	N/A	1 or 2
TMN0111T1-3G-5A	05A/06A	Gold	N/A	N/A	2
TMN0111T1-3G-14	14	Gold	N/A	N/A	1 or 2
TMN0111T1-3G-16	16	Gold	N/A	N/A	3



Note: Through hole or SMT mounting

Straight Crimp P.C. Board - 4 hole Mount - Flexible Cable

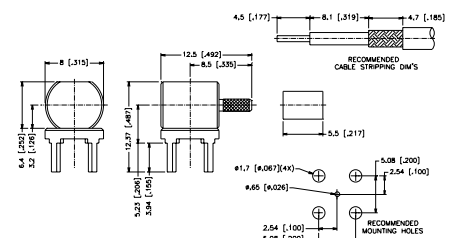
P.N.	Cable Group	Plt.	Ins.	Imp.	Crimp Tool
TMN0111B1-N-1	01	Nickel	N/A	N/A	3 or 4
TMN0111B1-3G-1	01	Gold	N/A	N/A	3 or 4
TMN0111B1-3G-1A	01A	Gold	N/A	N/A	3 or 4
TMN0111B1-3G-3	03	Gold	N/A	N/A	4
TMN0111B2-N-5	05/06	Nickel	N/A	N/A	1 or 2
TMN0111B2-3G-5	05/06	Gold	N/A	N/A	1 or 2
TMN0111B2-3G-5A	05A/06A	Gold	N/A	N/A	2
TMN0111B3-3G-14	14	Gold	N/A	N/A	1 or 2
TMN0111B1-3G-16	16	Gold	N/A	N/A	3



Assembly Instruction B - page 207

Right Angle Crimp P.C. Board - 4 hole Mount - Miniature Cable

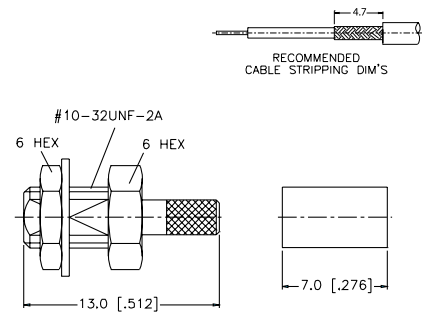

P.N.	Cable Group	Plt.	Ins.	Imp.	Crimp Tool
TMN0112U1-3G-5	05/06	Gold	N/A	N/A	1 or 2
TMN0112U1-3G-5A	05A/06A	Gold	N/A	N/A	2
TMN0112U1-3G-14	14	Gold	N/A	N/A	1 or 2



Shielded Terminations for Coaxial Cable

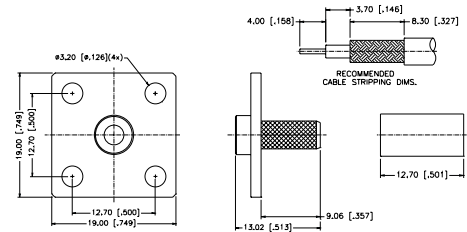
Straight Crimp - Bulkhead Mount - Flexible Cable

P.N.	Cable Group	Plt.	Ins.	Imp.	Crimp Tool
TMN0411A2-N-1	01	Nickel	N/A	N/A	3 or 4
TMN0411A2-N-1A	01A	Nickel	N/A	N/A	3 or 4
TMN0411A3-N-3	03	Nickel	N/A	N/A	4
TMN0411A1-N-5	05/06	Nickel	N/A	N/A	1 or 2
TMN0411A1-N-5A	05A/06A	Nickel	N/A	N/A	2
TMN0411A1-N-14	14	Nickel	N/A	N/A	1 or 2
TMN0411A2-N-16	16	Nickel	N/A	N/A	3



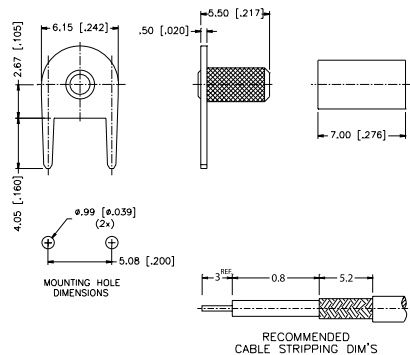
Straight Crimp - 4 hole Flange Mount - Flexible and semi-rigid Cable

P.N.	Cable Group	Plt.	Ins.	Imp.	Crimp Tool
TMN0511A2-N-1	01	Nickel	N/A	N/A	3 or 4
TMN0511A2-N-1A	01A	Nickel	N/A	N/A	3 or 4
TMN0511A1-N-5	05/06	Nickel	N/A	N/A	1 or 2
TMN0511A1-N-5A	05A/06A	Nickel	N/A	N/A	2
TMN0581A1-3G-10 SMA 4-hole flange	10	Gold	N/A	N/A	N/A
TMN0581B1-3G-11 SMA 2-hole flange	11	Gold	N/A	N/A	N/A
TMN0511A1-N-14	14	Nickel	N/A	N/A	1 or 2
TMN0511A2-N-16	16	Nickel	N/A	N/A	3



Right Angle Crimp - 2 hole P.C. Board Mount

P.N.	Cable Group	Plt.	Ins.	Imp.	Crimp Tool
SK0644-NBT-5	05/06	Tin Lead	N/A	N/A	1 or 2



The Amphenol BNC connectors are made to high quality level. Medium size coaxial connectors with bayonet lock. 50 ohm impedance for applications up to 4 GHz and 75 ohm impedance up to 2 GHz.

75 Ohm Series

Within the internationally standardized BNC mating face dimensions, a perfect 75 ohm characteristic impedance cannot be realized. However, at frequencies up to 1000 MHz, the small impedance deviation is negligible for practical applications. Amphenol true 75 ohm connectors with a typical VSWR reading of 1.06:1 at 2000 MHz are identified by an asterisk following the part number.

All 75 ohm BNC connectors and 50 ohm BNC connectors are intermateable without restrictions.

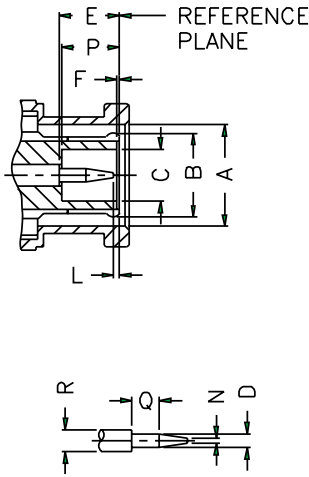
Electrical Specifications

Impedance	50 ohm	75 ohm
Frequency Range	0-4 GHz	0-1 Ghz
Working Voltage	500 Volts rms.	500 Volts rms.
Dielectric Withstanding Voltage	1500 Volts rms.	1500 Volts rms.
VSWR	1.3 max. 0-4 GHz	1.05+0.1f(GHz) DC to 1 GHz
Contact Resistance	Center contact 1.5 milliohm Outer contact 1.0 milliohm	Center contact 1.5 milliohm Outer contact 1.0 milliohm
Insulation Resistance	5000 megohm (min)	5000 megohm (min)

Material Specifications

Parts Name		Material	Finish
Center Contact	Male	Brass	Gold or Silver plated
	Female	Phosphor Bronze (nominal) or Bryllium Copper	Gold or Silver plated
Metal parts		Brass	Nickel
Insulators		Teflon, Delrin, PBT polyester	None
Clamp gaskets		Silicone rubber, Synthetic rubber	None
Crimp ferrule		Annealed copper	Nickel

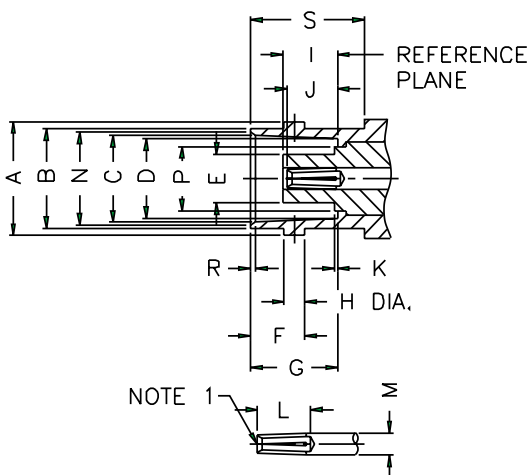
Interface mating dimensions



Plug

Letter	Millimeters [Inches]	
	Minimum	Maximum
A	9.78 [.385]	9.91 [.390]
B	Flared to meet good electrical contact	
C	4.83 [.190]	-
D	1.32 [.052]	1.37 [.054]
E	5.33 [.210]	5.84 [.230]
F	0.15 [.006]	0.46 [.018]
L	0.08 [.003]	1.02 [.040]
N	-	0.64 [.025]
P	5.28 [.208]	5.79 [.228]
Q	1.98 [.078]	-
R	2.06 [.081]	2.21 [.087]

Jack



Letter	Millimeters [Inches]	
	Minimum	Maximum
A	10.97 [.432]	11.07 [.436]
B	9.60 [.378]	9.70 [.382]
C	8.31 [.327]	8.46 [.333]
D	8.10 [.319]	8.15 [.321]
E	-	4.72 [.186]
F	5.18 [.204]	5.28 [.208]
G	8.31 [.327]	8.51 [.335]
H	1.91 [.075]	2.06 [.081]
I	4.78 [.188]	5.28 [.208]
J	4.72 [.186]	5.23 [.206]
K	-	0.15 [.006]
L	4.95 [.195]	-
M	2.06 [.081]	2.21 [.087]
N	8.79 [.346]	9.04 [.356]
P	-	6.50 [.256]
R	0.38 [.015]	0.76 [.030]
S	10.52 [.414]	-

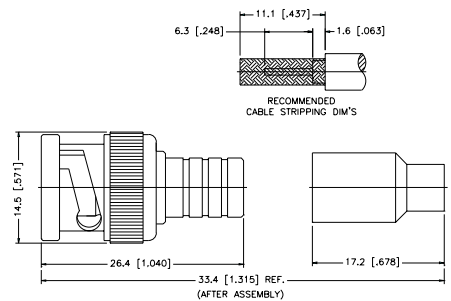
All connector bodies, unless otherwise noted, are nickel plated. Center contacts are 3µ" gold plated. Insulators are Delrin, unless otherwise noted. Silver plating and Teflon insulators are available on virtually all BNC connectors. Please contact Amphenol for samples and quotes. All dimensions in millimeters and [inches].

Plug Crimp Attachment for Flexible Cable

Straight Crimp Plug - Single Crimp

P.N.	Cable Group	Plt.	Ins.	Imp.	Crimp Tool
B1111L1-001-ND3G-01-50	01	Nickel	Delrin	50	5
B1111L1-001-ND3G-03-50	03	Nickel	Delrin	50	5

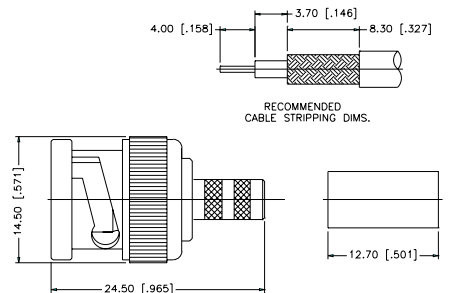
Remark: Only for Solid Center Conductor Cable



Assembly Instruction J - page 218

Straight Crimp Plug - Captive Contact - Standard Cable

P.N.	Cable Group	Plt.	Ins.	Imp.	Crimp Tool
B1121A1-NT3G-1-50	01	Nickel	Teflon	50	3 or 4
B1121A1-ND3G-1-50	01	Nickel	Delrin	50	3 or 4
B1121BA-001-ND3G-1A-50	01A	Nickel	Delrin	50	3 or 4
B1121AA-NT3G-1B-50	01B	Nickel	Teflon	50	3 or 4
B1121A1-ND3G-3-50	03	Nickel	Delrin	50	4
B1121A1-ND3G-3-75	03	Nickel	Delrin	75	4
B1121A9-NT3G-3-75*	03	Nickel	Teflon	75	4
B1121A1-ND3G-3A-75	03A	Nickel	Delrin	75	4
B1121A9-009-NT3G-3A-75*	03A	Nickel	Teflon	75	4
B1121C1-ND3G-3B-75	03B	Nickel	Delrin	75	4
B1121A6-NT3G-7-50	07	Nickel	Teflon	50	4 + 6
B1121A6-NT3G-7A-50	07A	Nickel	Teflon	50	4 + 6
B1121A1-ND3G-7B-50	07B	Nickel	Delrin	50	4
B1121A6-NT3G-7C-50	07C	Nickel	Teflon	50	6
B1121A2-NT3G-7D-50	07D	Nickel	Teflon	50	4 + 6
B1121A6-NT3G-7E-75	07E	Nickel	Teflon	75	2 + 6
B1121A6-NT3G-7F-75	07F	Nickel	Teflon	75	2 + 6
B1121A1-ND3G-8-75	08	Nickel	Delrin	75	4
B1121CA-002-ND3G-8A-75	08A	Nickel	Delrin	75	5
B1121A9-NT15G-8A-75*	08A	Nickel	Teflon	75	2 + 5
B1121AA-ND3G-8B-75	08B	Nickel	Delrin	75	4
B1121A9-NT15G-8B-75*	08B	Nickel	Teflon	75	5
B1121A1-ND3G-15-75	15	Nickel	Delrin	75	5
B1121A1-NT3G-15-75*	15	Nickel	Teflon	75	5
B1121C1-ND3G-15A-75	15A	Nickel	Delrin	75	5
B1121A9-003-NT3G-75	16	Nickel	Teflon	75	.180 hex
B1121A9-NT15G-18-75*	18	Nickel	Teflon	75	2 + 4
B1121A9-NT15G-19-75*	19	Nickel	Teflon	75	9
Diecast Shell					
B1121BA-001-ND3G-1-50	01	Nickel	Delrin	50	3 or 4
B1121B1-ND3G-3-50	03	Nickel	Delrin	50	4
B1121B1-ND3G-3-75	03	Nickel	Delrin	75	4



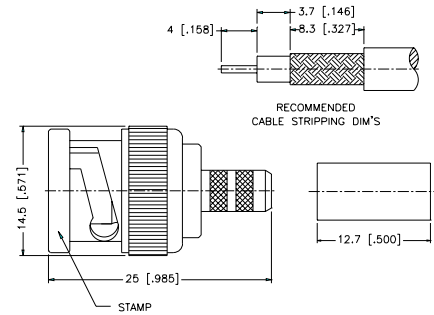
Assembly Instruction J - page 218

* Center contact .053" diameter, 30 µ" Au. True 75 ohm. Use .044 hex or 12-indent crimp

Plug Crimp Attachment for Flexible Cable and Direct Solder for Semi-Rigid Cable

Straight Crimp Plug - Captive Contact - Plenum Cable

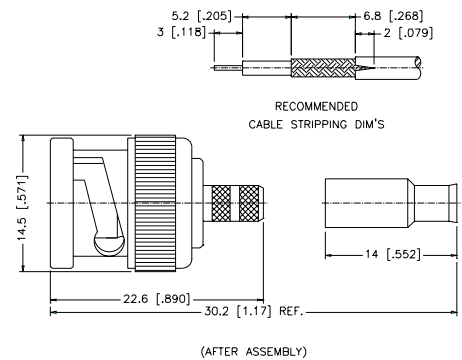
P.N.	Cable Group	Plt.	Ins.	Imp.	Crimp Tool
B1121CA-001-ND3G-4A-75	04A	Nickel	Delrin	75	4



Assembly Instruction J - page 218

Straight Crimp Plug - Captive Contact - Miniature Cable

P.N.	Cable Group	Plt.	Ins.	Imp.	Crimp Tool
Brass Shell					
B1121E1-002-ND3G-5-50	05	Nickel	Delrin	50	3
B1121E1-ND3G-5A-50	05A	Nickel	Delrin	50	3
B1121E1-ND3G-6-50	06	Nickel	Delrin	50	3
B1121E2-003-ND3G-6-75	06	Nickel	Delrin	75	3
B1121E1-ND3G-6A-75	06A	Nickel	Delrin	75	9
B1121H1-001-ND3G-14-50	14	Nickel	Delrin	50	9
B1121A1-ND3G-16-75	16	Nickel	Delrin	75	1 or 2
B1121A9-010-NT30G-16-75*	16	Nickel	Teflon	75	3
Diecast Shell					
B1121FA-001-ND3G-5-50	05	Nickel	Delrin	50	3
B1121FA-001-ND3G-6-50	06	Nickel	Delrin	50	3



Assembly Instruction K - page 219

Remark: With teflon sleeve/Hex crimp size: 178°

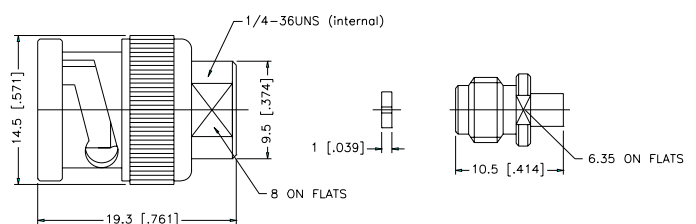
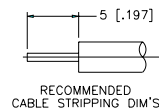
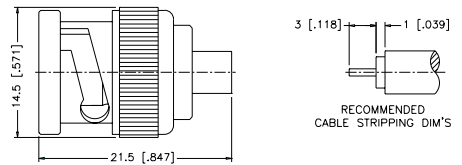
* Center contact .053" diameter, 30 μ" Au.
True 75 ohm. Use .044 hex or 12-indent crimp

Straight Solder Plug - Semi-Rigid Cable

P.N.	Cable Group	Plt.	Ins.	Imp.	Crimp Tool
B1181A1-N/3GT3G-10-50	10	Nickel/Gold	Teflon	50	N/A
B1181A1-N/NT30GA-10-75	10	Nickel/Gold	Teflon	75	N/A
B1181A1-NT3G-11-50	11	Nickel/Gold	Teflon	50	N/A



B1181A1-N/3GT3G-10-50



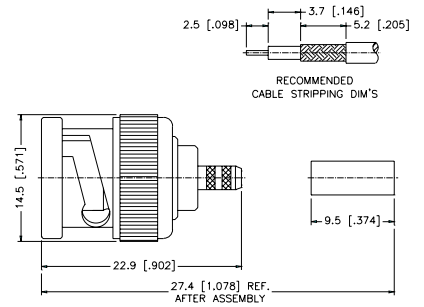
B1181A1-N/NT30GA-10-75

Assembly Instruction E - page 213

Plug Crimp Attachment for Flexible Cable

Straight Crimp Plug - Pin-in-Pin - Miniature Cable

P.N.	Cable Group	Plt.	Ins.	Imp.	Crimp Tool
Brass Shell					
B1121G1-ND3G-5-50	05	Nickel	Delrin	50	2
B1121G1-ND3G-6-75	06	Nickel	Delrin	75	2
Diecast Shell					
B1121H1-001-ND3G-5-50	05	Nickel	Delrin	50	1 or 2
B1121H1-001-ND3G-6-75	06	Nickel	Delrin	75	2

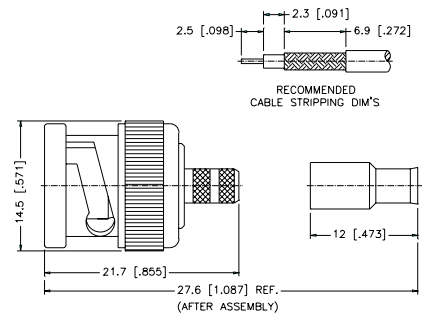


Assembly Instruction J - page 218

Straight Crimp Plug - Miniature Cable

P.N.	Cable Group	Plt.	Ins.	Imp.	Crimp Tool
Brass Shell					
B1121E9-002-NTPX3G-6-75	06	Nickel	TPX	75	3
Diecast Shell					
B1121F9-003-NTPX3G-6-75	06	Nickel	TPX	75	3

Remark: TPX Insulator/75 ohm AVAILABLE ONLY

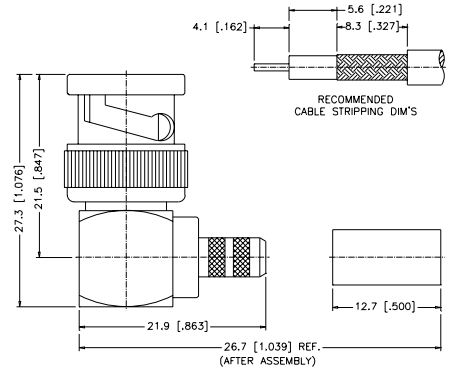


Assembly Instruction K - page 219

Right Angle Plug Crimp Attachment for Flexible Cable

Right Angle Crimp/Solder Plug - Standard Cable

P.N.	Cable Group	Plt.	Ins.	Imp.	Crimp Tool
Brass Shell					
B1112A1-ND3G-1-50	01	Nickel	Delrin	50	3 or 4
B1112A1-ND3G-1A-50	01A	Nickel	Delrin	50	3 or 4
B1112A1-NT3G-1B-50	01B	Nickel	Teflon	50	3 or 4
B1112A1-ND3G-3-50	03	Nickel	Delrin	50	4
B1112A1-ND3G-3-75	03	Nickel	Delrin	75	4
B1112A6-NT3G-3-75*	03	Nickel	Teflon	75	4
B1112A1-NT3G-1-50	01	Nickel	Teflon	50	3 or 4
B1112A1-NT3G-3-75	03	Nickel	Teflon	75	4
B1112A4-NT3G-7-50	07	Nickel	Teflon	50	6
B1112A4-NT3G-7A-50	07A	Nickel	Teflon	50	6
B1112A4-ND3G-7B-50	07B	Nickel	Delrin	50	3 or 4
B1112A4-NT3G-7C-50	07C	Nickel	Teflon	50	6
B1112A6-NT3G-18-75*	18	Nickel	Teflon	75	4
B1112A6-NT3G-19-75*	19	Nickel	Teflon	75	9
Diecast Shell					
B1112B1-001-ND3G-1-50	01	Nickel	Delrin	50	3 or 4
B1112B1-001-ND3G-3-50	03	Nickel	Delrin	50	4
B1112B1-001-ND3G-3-75	03	Nickel	Delrin	75	4

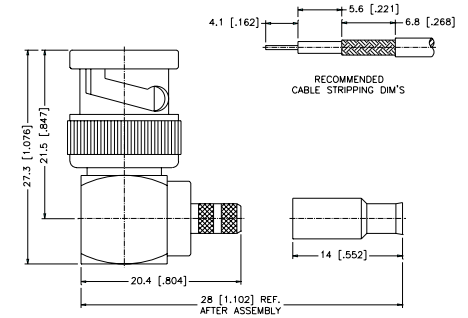


Assembly Instruction I - page 217

* Center contact .053" diameter, 30µ Au.
True 75 Ohm. Use .044 hex or 12-indent crimp

Right Angle Crimp/Solder Plug - Miniature Cable

P.N.	Cable Group	Plt.	Ins.	Imp.	Crimp Tool
Brass Shell					
B1112E1-ND3G-5-50	05	Nickel	Delrin	50	3
B1112E1-ND3G-5A-50	05A	Nickel	Delrin	50	9
B1112E1-ND3G-6-75	06	Nickel	Delrin	75	9
B1112E1-ND3G-6A-75	06A	Nickel	Delrin	75	3
B1112E1-ND3G-16-75	16	Nickel	Delrin	75	9

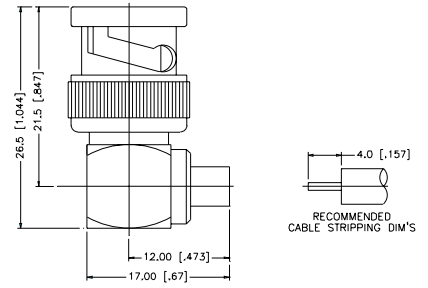


Assembly Instruction I - page 217

Right Angle Plug Crimp Attachment for Flexible Cable and Direct Solder for Semi-Rigid Cable

Right Angle Solder Plug - Semi-Rigid Cable

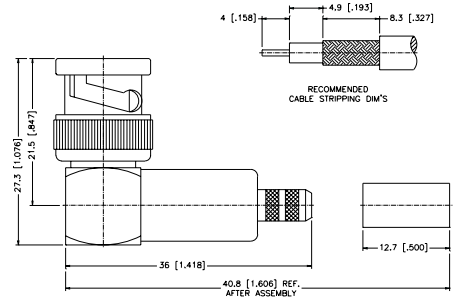
P.N.	Cable Group	Plt.	Ins.	Imp.	Crimp Tool
B1182A1-N/3GT3G-10-50	10	Nickel/Gold	Teflon	50	N/A
B1182A1-N/NT30GA-11-50	11	Nickel/Gold	Teflon	50	N/A



Assembly Instruction F - page 214

Right Angle Crimp/Crimp Plug - Standard Cable

P.N.	Cable Group	Plt.	Ins.	Imp.	Crimp Tool
Brass Shell					
B1122A1-ND3G-1-50	01	Nickel	Delrin	50	4
B1122A1-ND3G-3-50	03	Nickel	Delrin	50	4
B1122A1-ND3G-3-75	03	Nickel	Delrin	75	4
B1122A1-NT3G-8-75	08	Nickel	Teflon	75	5
B1122A1-NT3G-15-75	15	Nickel	Teflon	75	5
Diecast Shell					
B1122B1-001-ND3G-1-50	01	Nickel	Delrin	50	3 or 4
B1122B1-001-ND3G-3-75	03	Nickel	Delrin	75	4
B1122B1-001-NT3G-75	16	Nickel	Teflon	75	.180 hex

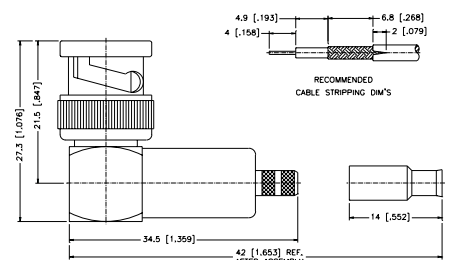


Assembly Instruction S - page 227

Right Angle Crimp/Crimp Plug - Miniature Cable

P.N.	Cable Group	Plt.	Ins.	Imp.	Crimp Tool
Brass Shell					
B1122E1-002-ND3G-5-50	05	Nickel	Delrin	50	3
B1122E1-ND3G-6-75	06	Nickel	Delrin	75	3
Diecast Shell					
B1122F1-001-ND3G-5-50	05	Nickel	Delrin	50	3
B1122F1-001-ND3G-6-75	06	Nickel	Delrin	75	3

Remark: With teflon sleeve Hex. crimp size .178"



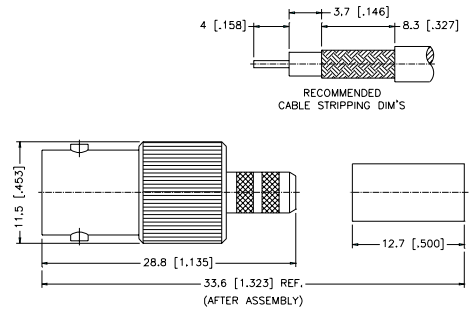
Assembly Instruction S - page 227

Jack Crimp attachment for Flexible cable and Direct Solder for Semi-Rigid Cable

Straight Crimp Jack - Standard Cable

P.N.	Cable Group	Plt.	Ins.	Imp.	Crimp Tool
Captured					
B6121A1-NT3G-1-50	01	Nickel	Teflon	50	3 or 4
B6121B1-ND3G-1-50	01	Nickel	Delrin	50	3 or 4
B6121A1-004-ND3G-1A-50	01A	Nickel	Delrin	50	3 or 4
B6121A1-NT3G-1B-50	01B	Nickel	Teflon	50	4
B6121A1-NT3G-3-50	03	Nickel	Teflon	50	4
B6121A1-NT3G-3-75	03	Nickel	Teflon	75	4
B6121B1-ND3G-3-50	03	Nickel	Delrin	50	4
B6121A1-NT3G-3A-75	03A	Nickel	Teflon	75	4
B6121A1-NT3G-7B-50	07B	Nickel	Teflon	50	4
B6121A6-NT3G-7C-50	07C	Nickel	Teflon	50	1 + 6
B6121A2-NT3G-8A-75*	08A	Nickel	Teflon	75	2 + 5
B6121A2-NT3G-8B-75*	08B	Nickel	Teflon	75	2 + 5
B6121A1-NT3G-15-75	15	Nickel	Teflon	75	5
B6121A2-NT3G-18-75*	18	Nickel	Teflon	75	4
B6121A2-NT3G-19-75*	19	Nickel	Teflon	75	9

* Center contact .052" diameter, 30µ" Au. True 75 ohm. Use .044 hex or 12-indent crimp

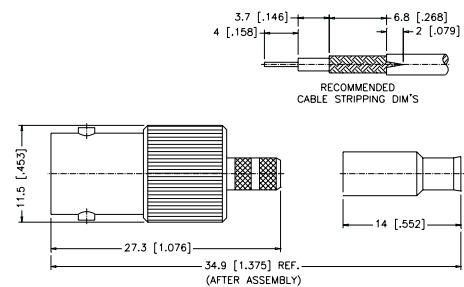


Assembly Instruction J - page 218

Straight Crimp Jack - Miniature and Semi-Rigid Cable

P.N.	Cable Group	Plt.	Ins.	Imp.	Crimp Tool
B6121E1-ND3G-5-50	05	Nickel	Delrin	50	9
B6121E1-ND3G-5A-50	05A	Nickel	Delrin	50	9
B6121E1-ND3G-6-75	06	Nickel	Delrin	75	9
B6121E1-ND3G-6A-75	06A	Nickel	Delrin	75	9
B6181A1-N/3GT3G-10-50	10	Nickel/Gold	Teflon	50	N/A
B6181A1-N/3GT3G-11-50	11	Nickel/Gold	Teflon	50	N/A
B6121G1-NT3G-14-50	14	Nickel	Teflon	50	9
B6121B1-ND3G-16-75	16	Nickel	Delrin	75	9

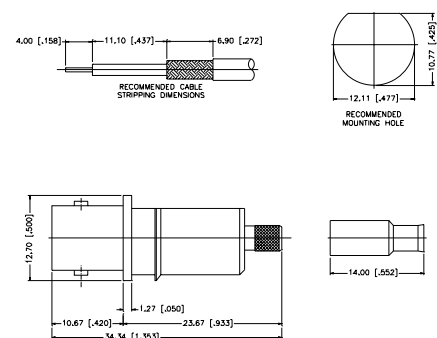
Remark: With teflon sleeve, Hex crimp size .178"



Assembly Instruction E - page 213
Assembly Instruction K - page 219

Bulkhead Crimp jack - Snap-In Panel - Miniature Cable

P.N.	Cable Group	Plt.	Ins.	Imp.	Crimp Tool
B632100-001-NT3G-5-50	05	Nickel	Teflon	50	3



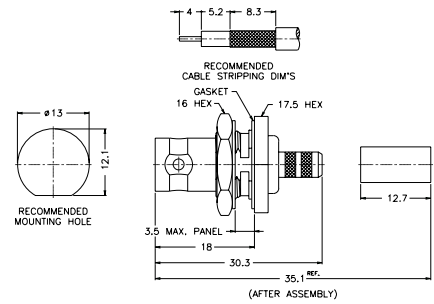
Assembly Instruction L - page 220

Bulkhead Jack Crimp Attachment for Flexible Cable

Bulkhead Crimp Jack - Standard Cable

P.N.	Cable Group	Plt.	Ins.	Imp.	Crimp Tool
Teflon/Captured					
B6421A1-NT3G-1-50	01	Nickel	Teflon	50	4
B6421A1-ND3G-1A-50	01A	Nickel	Delrin	50	4
B6421A1-NT3G-1B-50	01B	Nickel	Teflon	50	3 or 4
B6421A1-NT3G-3-50	03	Nickel	Teflon	50	4
B6421A1-NT3G-3-75	03	Nickel	Teflon	75	4
B6421A1-NT3G-3A-50	03A	Nickel	Teflon	50	4
B6421A1-NT3G-7B-50	07B	Nickel	Teflon	50	4
B6421A6-NT3G-7C-50	07C	Nickel	Teflon	50	1 + 6
B6421A1-NT3G-15-75	15	Nickel	Teflon	75	3
B6421A1-003-NT3G-75	16	Nickel	Teflon	75	.180 hex
Delrin/Non Captured					
B6421B1-ND3G-1-50	01	Nickel	Delrin	50	3 or 4
B6421B1-ND3G-3-50	03	Nickel	Delrin	50	4
B6421B1-ND3G-3-75	03	Nickel	Delrin	75	4

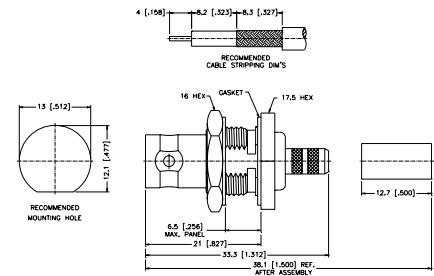
Remark: 3.5 [.138] Max. panel thickness



Assembly Instruction J - page 218

P.N.	Cable Group	Plt.	Ins.	Imp.	Crimp Tool
B6421A2-NT3G-1-50	01	Nickel	Teflon	50	4
B6421A2-NT3G-3-75	03	Nickel	Teflon	75	4

Remark: 6.5 [.256] Max. panel thickness



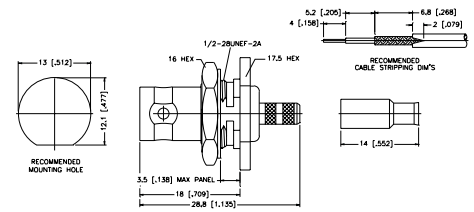
Assembly Instruction J - page 218

Bulkhead Jack Crimp Attachment for Flexible Cable and Direct Solder for Semi-Rigid Cable

Bulkhead Crimp Jack - Miniature Cable

P.N.	Cable Group	Plt.	Ins.	Imp.	Crimp Tool
B6421E1-ND3G-5-50	05	Nickel	Delrin	50	9
B6421E1-ND3G-5A-50	05A	Nickel	Delrin	50	9
B6321A2-001-NT3G-5A-50 Front Mount	05A	Nickel	Teflon	50	2
B6421E1-ND3G-6-75	06	Nickel	Delrin	75	9
B6421E1-ND3G-6A-75	06A	Nickel	Delrin	75	3
B6421G1-ND3G-14-50	14	Nickel	Delrin	50	1 or 2
B6421A1-NT3G-16-75	16	Nickel	Teflon	75	3
B6421A3-NT3G-18-75*	18	Nickel	Teflon	75	4
B6421A3-NT3G-19-75*	19	Nickel	Teflon	75	9

* Center contact .052" diameter, 30µ Au, true 75 ohm.
Use .044 hex crimp or 12-indent crimp



Assembly Instruction J - page 218

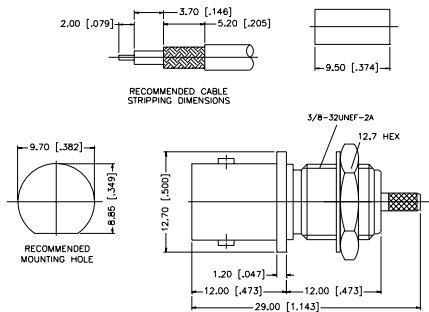
B6321A2-003-NT3G-5-50 Front Mount	05	Nickel	Delrin	50	1 or 2
--------------------------------------	----	--------	--------	----	--------

B6321A2-005-NT3G-5A-50 Front Mount	05A	Nickel	Delrin	50	2
---------------------------------------	-----	--------	--------	----	---

Remark: With teflon sleeve, Hex crimp size .178",
3.5 [138] Max. panel thickness



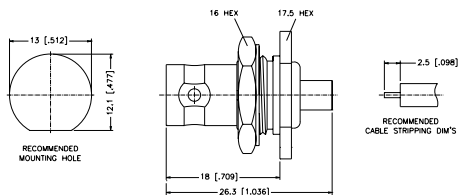
B6321A2-003-NT3G-5-50, B6321A2-005-NT3G-5A-50



Assembly Instruction J - page 218

Bulkhead Solder Jack - Semi-Rigid Cable

P.N.	Cable Group	Plt.	Ins.	Imp.	Crimp Tool
B6481A1-N/3GT3G-10-50	10	Nickel/Gold	Teflon	50	N/A
B6481A1-N/3GT3G-11-50	11	Nickel/Gold	Teflon	50	N/A
B6381A1-N/3GT3G-11-50 Front Mount	11	Nickel/Gold	Teflon	50	N/A
B6381-N/3GT3G-11-75 Front Mount	11	Nickel/Gold	Teflon	75	N/A

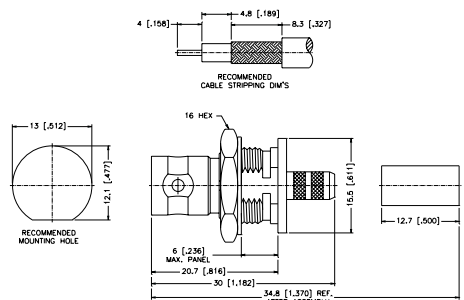


Assembly Instruction E - page 213

Bulkhead Isolated Crimp Jack - Standard Cable

P.N.	Cable Group	Plt.	Ins.	Imp.	Crimp Tool
Teflon/Captured					
B6721A1-NT3G-1-50	01	Nickel	Teflon	50	4
B6721A1-NT3G-1A-50	01A	Nickel	Teflon	50	4
B6721A1-NT3G-3-50	03	Nickel	Teflon	50	4
B6721A1-NT3G-3-75	03	Nickel	Teflon	75	4

Remark: 6.0 [236] Max. panel thickness



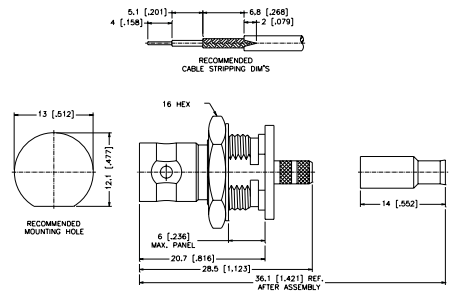
Assembly Instruction J - page 218

Bulkhead Jack Crimp Attachment for Flexible Cable

Bulkhead Isolated Crimp Jack - Miniature Cable

P.N.	Cable Group	Plt.	Ins.	Imp.	Crimp Tool
B6721E1-NT3G-5-50	05	Nickel	Teflon	50	9
B6721E1-NT3G-6-75	06	Nickel	Teflon	75	9

Remark: 6.0 [.236] Max. panel thickness



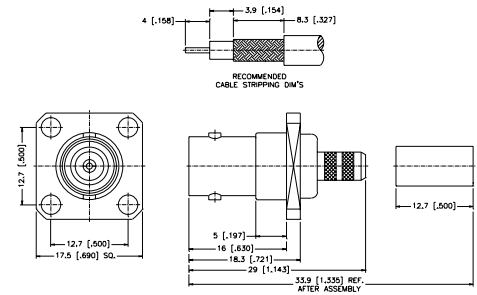
Assembly Instruction J - page 218

Panel Jack Crimp Attachment for Flexible Cable and Direct Solder for Semi-Rigid Cable

Panel Crimp Jack - Standard Cable

P.N.	Cable Group	Plt.	Ins.	Imp.	Crimp Tool
B6521A1-NT3G-1-50	01	Nickel	Teflon	50	4
B6521A1-ND3G-1A-50	01A	Nickel	Delrin	50	3 or 4
B6521A1-NT3G-3-50	03	Nickel	Teflon	50	4
B6521A1-NT3G-3-75	03	Nickel	Teflon	75	4

Remark: 5.0 [.197] Max. panel thickness

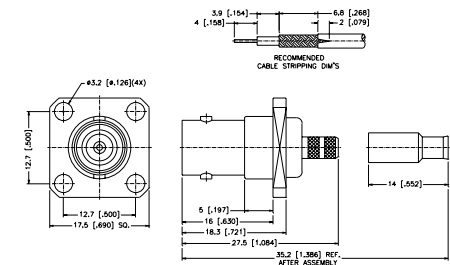


Assembly Instruction J - page 218

Panel Crimp and Solder Jack - Miniature and Semi-Rigid Cable

P.N.	Cable Group	Plt.	Ins.	Imp.	Crimp Tool
B6521E1-NT3G-5-50	05	Nickel	Teflon	50	9
B6521F1-NT3G-5A-50	05A	Nickel	Teflon	50	9
B6521F1-ND3G-6-75	06	Nickel	Delrin	75	9
B6581A1-N/3GT3G-10-50	10	Nickel/Gold	Teflon	50	N/A
B6581A1-N/3GT3G-11-50	11	Nickel/Gold	Teflon	50	N/A

Remark: 5.0 [.197] Max. panel thickness



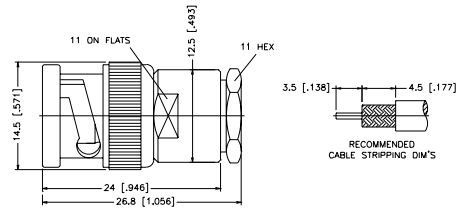
Assembly Instruction E - page 213
Assembly Instruction J - page 218

Clamp Attachment for Flexible Cable

Straight Clamp Plug - Captive Contact - Standard Cable

P.N.	Cable Group	Plt.	Ins.	Imp.	Crimp Tool
B1141A1-ND3G-1-50	01	Nickel	Delrin	50	N/A
B1141A1-ND3G-3-50	03	Nickel	Delrin	50	N/A
B1141A1-ND3G-3-75	03	Nickel	Delrin	75	N/A
B1141C1-NT3G-5-50	05	Nickel	Teflon	50	N/A
B1141A2-NT3G-7A-50	07A	Nickel	Teflon	50	N/A
B1141A2-NT3G-7E-75	07E	Nickel	Teflon	75	N/A

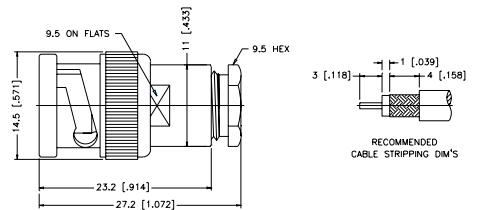
Remark: Barrel O.D. = 12.5 mm



Assembly Instruction N - page 222

P.N.	Cable Group	Plt.	Ins.	Imp.	Crimp Tool
Brass Shell					
B1141C1-ND3G-1-50	01	Nickel	Delrin	50	N/A
B1141C1-ND3G-3-50	03	Nickel	Delrin	50	N/A
B1141C1-ND3G-3-75	03	Nickel	Delrin	75	N/A
Diecast Shell					
B1141D1-001-ND3G-1-50	01	Nickel	Delrin	50	N/A
B1141D1-ND3G-3-50	03	Nickel	Delrin	50	N/A

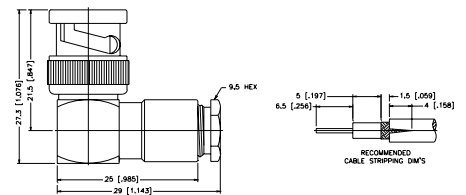
Remark: UG-88/U, UG-260/U



Assembly Instruction M - page 221

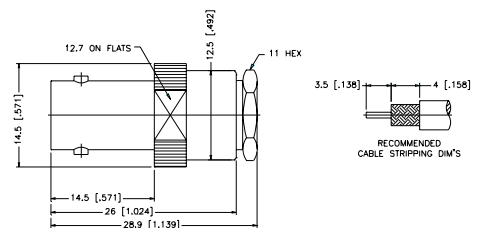
Right Angle Clamp Plug - Standard Cable

P.N.	Cable Group	Plt.	Ins.	Imp.	Crimp Tool
Brass Shell					
B1142E1-ND3G-1-50	01	Nickel	Delrin	50	N/A
B1142E1-ND3G-3-50	03	Nickel	Delrin	50	N/A
B1142E1-ND3G-3-75	03	Nickel	Delrin	75	N/A



Straight Clamp Jack - Captive contact - Standard Cable

P.N.	Cable Group	Plt.	Ins.	Imp.	Crimp Tool
B6141A1-NT3G-1-50	01	Nickel	Teflon	50	N/A
B6141A1-NT3G-3-50	03	Nickel	Teflon	50	N/A
B6141A1-NT3G-3-75	03	Nickel	Teflon	75	N/A
B6141A2-NT3G-7A-50	07A	Nickel	Teflon	50	N/A

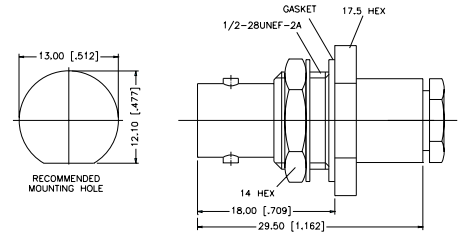
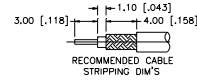


Assembly Instruction N - page 222

Jack Clamp Attachment for Flexible Cable

Bulkhead Clamp jack - Captive Contact - Flexible Cable

P.N.	Cable Group	Plt.	Ins.	Imp.	Crimp Tool
B6441A2-NT3G-1-50	01	Nickel	Teflon	50	N/A
B6441A1-NT3G-5-50	05	Nickel	Teflon	50	N/A
B6441A1-NT3G-6-75	06	Nickel	Teflon	75	N/A



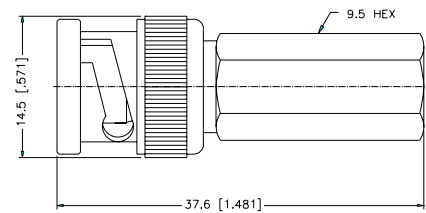
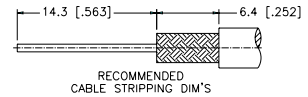
Assembly Instruction N - page 222

Twist-On Attachment for Flexible Cable

Twist-On Plug - Standard Cable

P.N.	Cable Group	Plt.	Ins.	Imp.	Crimp Tool
Brass Shell					
B1131A1-ND3G-1-50	01	Nickel	Delrin	50	N/A
B1131A1-ND3G-3-50	03	Nickel	Delrin	50	N/A
B1131A1-ND3G-3-75	03	Nickel	Delrin	75	N/A
B1131A1-ND3G-8-50	08	Nickel	Delrin	50	N/A
Diecast Shell					
B1131B1-001-ND3G-1-50	01	Nickel	Delrin	50	N/A
B1131B1-001-ND3G-3-50	03	Nickel	Delrin	50	N/A
B1131B1-001-ND3G-3-75	03	Nickel	Delrin	75	N/A
B1131B1-001-ND3G-8-75	08	Nickel	Delrin	75	N/A

Remark: Only for solid center conductor cable

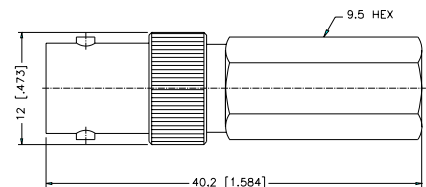
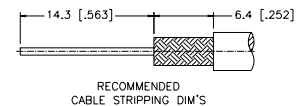


Assembly Instruction O - page 223

Twist-On Jack - Standard Cable

P.N.	Cable Group	Plt.	Ins.	Imp.	Crimp Tool
B6131A1-ND3G-1-50	01	Nickel	Delrin	50	N/A
B6131A1-ND3G-3-50	03	Nickel	Delrin	50	N/A
B6131A1-ND3G-2-50	02	Nickel	Delrin	50	N/A

Remark: Only for solid center conductor cable



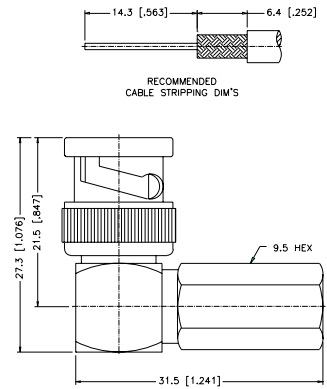
Assembly Instruction O - page 223

Twist-On Attachment for Flexible Cable

Right Angle Twist-On plug - Standard Cable

P.N.	Cable Group	Plt.	Ins.	Imp.	Crimp Tool
Diecast Shell					
B1132B1-001-ND3G-1-50	01	Nickel	Delrin	50	N/A
B1132B1-001-ND3G-3-50	03	Nickel	Delrin	50	N/A
B1132B1-001-ND3G-3-75	03	Nickel	Delrin	75	N/A

Remark: Only for solid center conductor cable

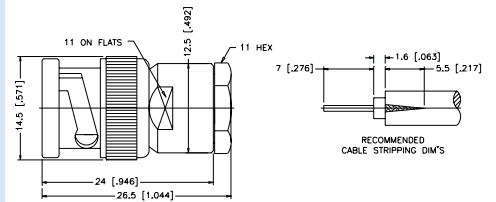


Wedge Compression Attachment for Flexible Cable

Wedge compression Plug - Standard Cable

P.N.	Cable Group	Plt.	Ins.	Imp.	Crimp Tool
Brass Shell					
B1141G1-ND3G-1-50	01	Nickel	Delrin	50	N/A
B1141G1-ND3G-3-50	03	Nickel	Delrin	50	N/A
B1141G1-ND3G-3-75	03	Nickel	Delrin	75	N/A

Remark: With wedge pin

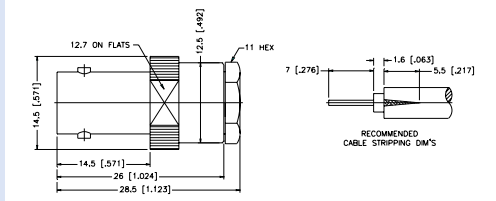


Assembly Instruction P - page 224

Wedge Compression Jack - Standard cable

P.N.	Cable Group	Plt.	Ins.	Imp.	Crimp Tool
B6141G1-NT3G-1-50	01	Nickel	Teflon	50	N/A
B6141G1-NT3G-3-50	03	Nickel	Teflon	50	N/A
B6141G1-NT3G-3-75	03	Nickel	Teflon	75	N/A

Remark: With wedge contact



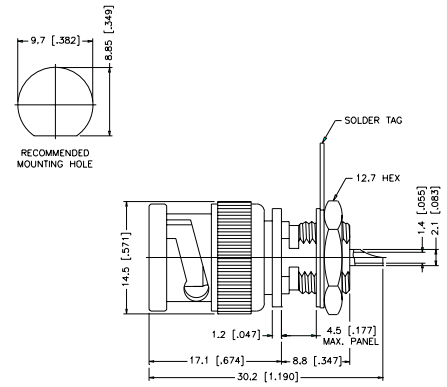
Assembly Instruction P - page 224

Bulkhead Receptacle/Solder Cup Terminal

Bulkhead Receptacle Plug - Front Mount

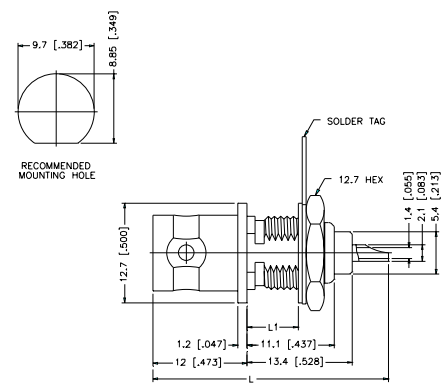
P.N.	Cable Group	Plt.	Ins.	Imp.	Crimp Tool
Brass Shell					
B1351Q1-ND3G-50	N/A	Nickel	Delrin	50	N/A
B1351Q2-NT3G-75	N/A	Nickel	Teflon	75	N/A

Remark: 4.5 [.177] Max. panel thickness



Bulkhead Receptacle Jack - Front Mount

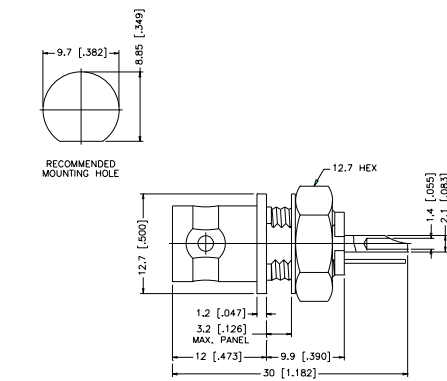
P.N.	Cable Group	Plt.	Ins.	Imp.	Crimp Tool
L1 = 3.2 [.126] Max. panel thickness, L = 26.7 [1.05]					
B6351B1-ND3G-50	N/A	Nickel	Delrin	50	N/A
B6351B1-NT3G-50	N/A	Nickel	Teflon	50	N/A
OS-B713Z-ND3G-50 Die cast Body	N/A	Nickel	Delrin	50	N/A
B6351B1-ND3G-75	N/A	Nickel	Delrin	75	N/A
L1 = 6.5 [.256] Max. panel thickness, L = 30.0 [1.18]					
B6351B2-ND3G-50	N/A	Nickel	Delrin	50	N/A
B6351B2-ND3G-75	N/A	Nickel	Delrin	75	N/A
L1 = 9.5 [.374] Max. panel thickness, L = 33.0 [1.30]					
B6351B3-ND3G-50	N/A	Nickel	Delrin	50	N/A
B6351B3-ND3G-75	N/A	Nickel	Delrin	75	N/A



Bulkhead Receptacle Isolated Jack - Front Mount

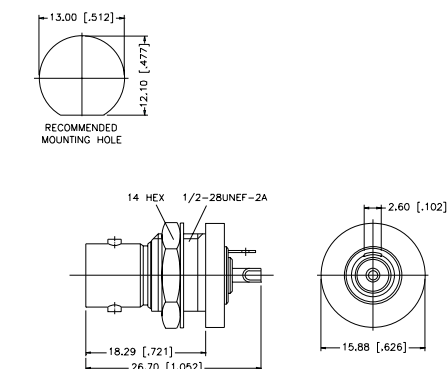
P.N.	Cable Group	Plt.	Ins.	Imp.	Crimp Tool
B6651B1-NNYL3G-50	N/A	Nickel	ABS	50	N/A
B6651B1-NNYL3G-75	N/A	Nickel	ABS	75	N/A

Remark: 3.2 [.126] Max. panel thickness



Bulkhead Receptacle Isolated Jack - Rear Mount

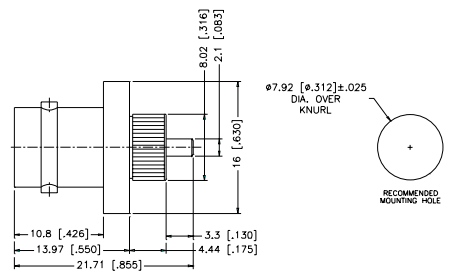
P.N.	Cable Group	Plt.	Ins.	Imp.	Crimp Tool
B675100-001-NT3G-50	N/A	Nickel	Teflon	50	N/A



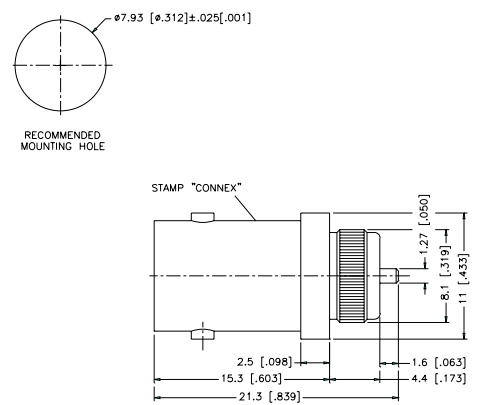
Bulkhead Receptacle/Solder Pot Terminal

Bulkhead Receptacle - Press Fit

P.N.	Cable Group	Plt.	Ins.	Imp.	Crimp Tool
B6051A2-NT30G-50	N/A	Nickel	Teflon	50	N/A



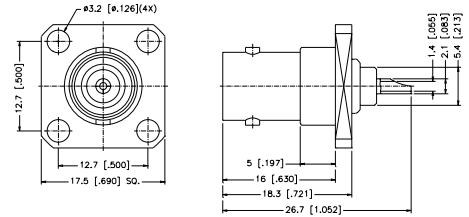
P.N.	Cable Group	Plt.	Ins.	Imp.	Crimp Tool
B6051A1-NT50G-50	N/A	Nickel	Teflon	50	N/A



Panel Receptacles

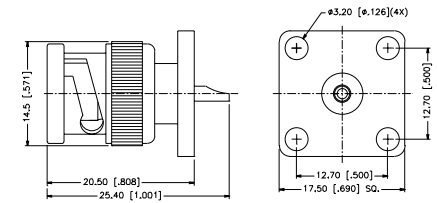
Panel Receptacle Jack

P.N.	Cable Group	Plt.	Ins.	Imp.	Crimp Tool
B6551A1-NT3G-50	N/A	Nickel	Teflon	50	N/A
B6551A1-NT3G-75	N/A	Nickel	Teflon	75	N/A
B6551A9-001-NT3G-50	N/A	Nickel	Teflon	50	N/A
Flush Rear 4-40 Screws					



Panel Receptacle Plug

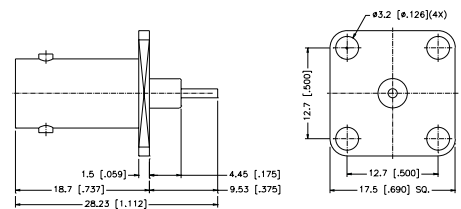
P.N.	Cable Group	Plt.	Ins.	Imp.	Crimp Tool
B1551A1-NT3G-50	N/A	Nickel	Teflon	50	N/A



Panel Receptacle Jack - Exposed TFE Type

P.N.	Cable Group	Plt.	Ins.	Imp.	Crimp Tool
B6551E1-002-NT30G-50	N/A	Nickel	Teflon	50	N/A
B6551E1-002-ST30GA-50	N/A	Silver	Teflon	50	N/A

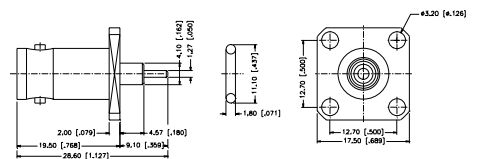
Note: Contact Amphenol for other lengths availability



Panel Receptacle - Exposed Teflon - Gasket Seal

P.N.	Cable Group	Plt.	Ins.	Imp.	Crimp Tool
B6551E1-001-NT3G-50	N/A	Nickel	Teflon	50	N/A

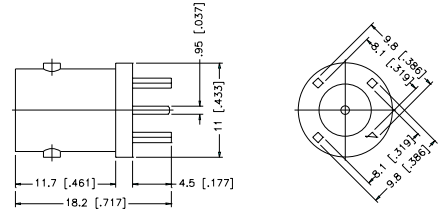
Note: Contact Amphenol for other lengths availability



Printed Circuit Board Connectors

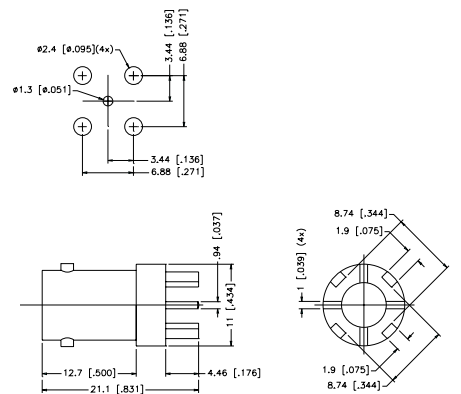
Straight P.C. Board Mount Jack - Four Legs

P.N.	Cable Group	Plt.	Ins.	Imp.	Crimp Tool
B6251C1-NT3G-50	N/A	Nickel	Teflon	50	N/A
B6251C1-NT3G-75	N/A	Nickel	Teflon	75	N/A



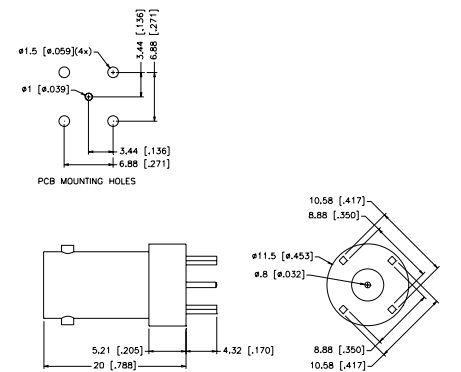
Assembly Instruction C - page 207

P.N.	Cable Group	Plt.	Ins.	Imp.	Crimp Tool
B6251D1-NPB3G-50	N/A	Nickel	PBT Polyester	50	N/A
B6251D1-NPB3G-75	N/A	Nickel	PBT Polyester	75	N/A

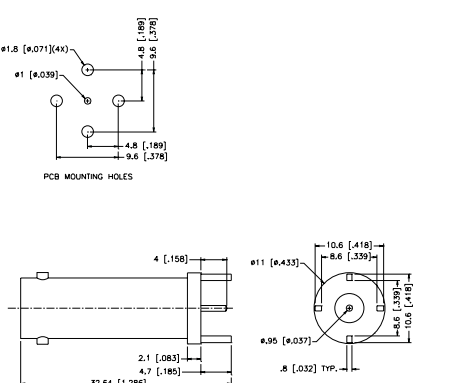


P.N.	Cable Group	Plt.	Ins.	Imp.	Crimp Tool
B6251C1-003-NT3G-50	N/A	Nickel	Teflon	50	N/A
B6251C1-004-NT3G-50	N/A	Nickel	Teflon	50	N/A

Waterproof



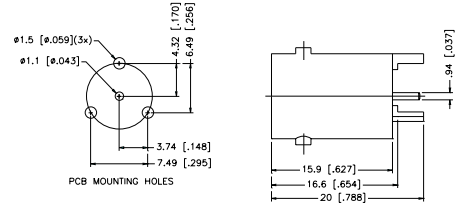
P.N.	Cable Group	Plt.	Ins.	Imp.	Crimp Tool
B625100-009-NT3G-50	N/A	Nickel	Teflon	50	N/A
B625100-009-NT3G-75	N/A	Nickel	Teflon	75	N/A



Printed Circuit Board Connectors

Straight P.C. Board Mount Jack - Three Legs

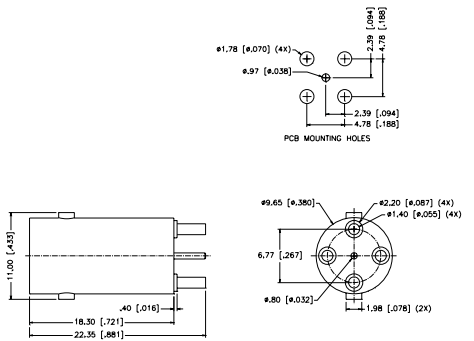
P.N.	Cable Group	Plt.	Ins.	Imp.	Crimp Tool
B6251E1-NT3G-50	N/A	Nickel	Teflon	50	N/A



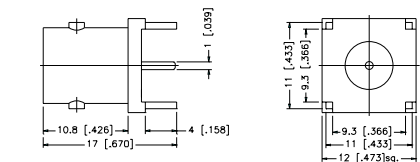
Assembly Instruction E - page 207

Straight P.C. Board Mount Jack - Four Legs

P.N.	Cable Group	Plt.	Ins.	Imp.	Crimp Tool
112586-NT30G	N/A	Nickel	Teflon	75	N/A

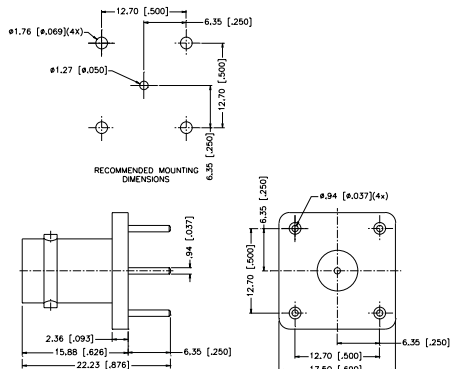


P.N.	Cable Group	Plt.	Ins.	Imp.	Crimp Tool
B6251F1-NT3G-50	N/A	Nickel	Teflon	50	N/A
B6251F1-NT3G-75	N/A	Nickel	Teflon	75	N/A



Assembly Instruction F - page 207

P.N.	Cable Group	Plt.	Ins.	Imp.	Crimp Tool
B625100-008-NT3G-50	N/A	Nickel	Teflon	50	N/A
B625100-005-NT3G-75	N/A	Nickel	Teflon	75	N/A



Printed Circuit Board Connectors

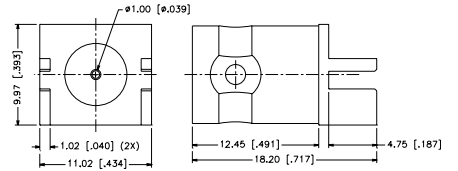
Straight P.C. Board Edge mount Jack - End Launch

P.N.	Cable Group	Plt.	Ins.	Imp.	Crimp Tool
B6251Q1-001-NT3G-50	N/A	Nickel	Teflon	50	N/A
B6251Q1-001-NT3G-75	N/A	Nickel	Teflon	75	N/A

Square Flange



B6251Q1-001-NT3G-50

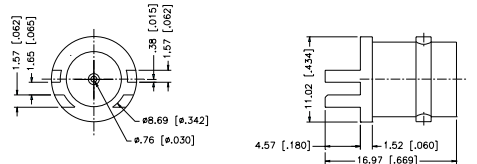


B625100-006-NT3G-50	N/A	Nickel	Teflon	50	N/A
B625100-006-NT3G-75	N/A	Nickel	Teflon	75	N/A

Round Flange

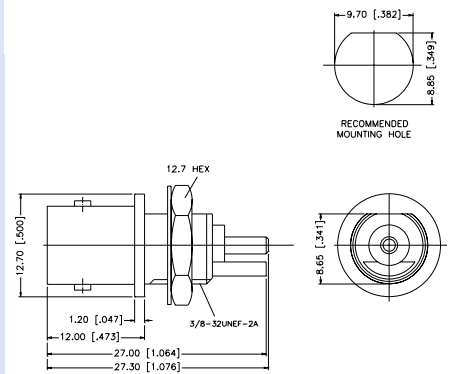


B625100-006-NT3G-50



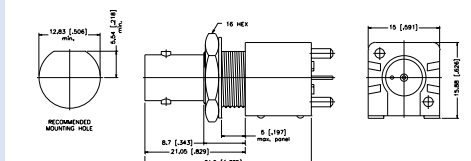
Bulkhead Vertical P.C. Board Receptacle - End Launch

P.N.	Cable Group	Plt.	Ins.	Imp.	Crimp Tool
B6351B1-004-NT3G-50	N/A	Nickel	Teflon	50	N/A



Commercial Straight P.C. Board Mount Jack

P.N.	Cable Group	Plt.	Ins.	Imp.	Crimp Tool
White Housing					
B6251G1-NPP3G-50	N/A	Nickel	Polypropylene	50	N/A
B6251G1-NPP3G-75T	N/A	Nickel	Polypropylene	75	N/A
Black Housing					
B6251G2-NPP3G-50	N/A	Nickel	Polypropylene	50	N/A
B6251G2-NPP3G-75T	N/A	Nickel	Polypropylene	75	N/A



Remark: Add L to part number for Locking Legs

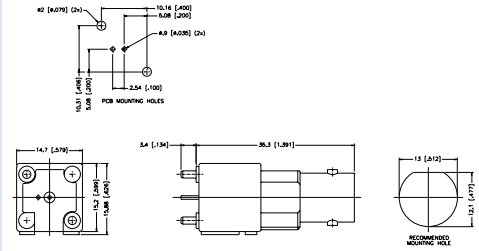
Assembly Instruction G - page 207

Printed Circuit Board Connectors

Commercial Straight P.C. Board Mount Jack - Metal Body

P.N.	Cable Group	Plt.	Ins.	Imp.	Crimp Tool
Diecast					
B6251G3-NPP3G-50	N/A	Nickel	Polypropylene	50	N/A
B6251G3-NPP3G-75T	N/A	Nickel	Polypropylene	75	N/A

Note: Connectors are shipped with lock nut and washer

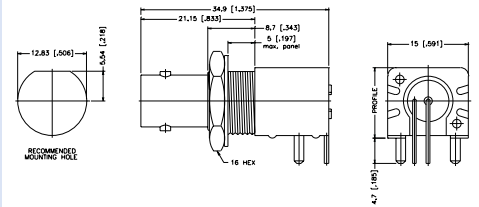


Assembly Instruction G - page 207

Commercial Right Angle P.C. Board Mount Jack

P.N.	Cable Group	Plt.	Ins.	Imp.	Crimp Tool
High Profile, 15.88 [0.625] White					
B6252H5-NPP3G-50	N/A	Nickel	Polypropylene	50	N/A
B6252H5-NPP3G-75T	N/A	Nickel	Polypropylene	75	N/A
High Profile, 15.88 [0.625] Black					
B6252H6-NPP3G-50	N/A	Nickel	Polypropylene	50	N/A
B6252H6-NPP3G-75T	N/A	Nickel	Polypropylene	75	N/A
Low Profile, 13.1 [0.516] White					
B6252H7-NPP3G-50	N/A	Nickel	Polypropylene	50	N/A
B6252H7-NPP3G-75T	N/A	Nickel	Polypropylene	75	N/A
Low Profile, 13.1 [0.516] Black					
B6252H8-NPP3G-50	N/A	Nickel	Polypropylene	50	N/A
B6252H8-NPP3G-75T	N/A	Nickel	Polypropylene	75	N/A

Remark: Add L to part number for Locking Legs
Note: Connectors are shipped with lock nut and washer

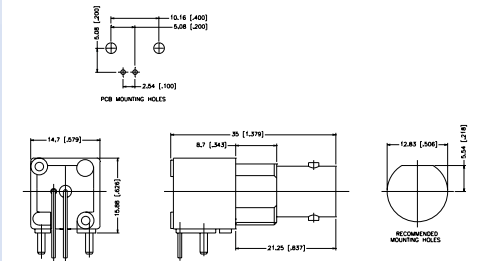


Assembly Instruction H - page 207

Commercial Right Angle P.C. Board Mount Jack - Metal Body

P.N.	Cable Group	Plt.	Ins.	Imp.	Crimp Tool
Diecast					
High Profile, 15.88 [0.625]					
B6252HA-NPP3G-50	N/A	Nickel	Polypropylene	50	N/A
B6252HA-NPP3G-75T	N/A	Nickel	Polypropylene	75	N/A
Low Profile, 13.1 [0.516]					
B6252HB-NPP3G-50	N/A	Nickel	Polypropylene	50	N/A
B6252HB-NPP3G-75T	N/A	Nickel	Polypropylene	75	N/A

Note: Connectors are shipped with lock nut and washer



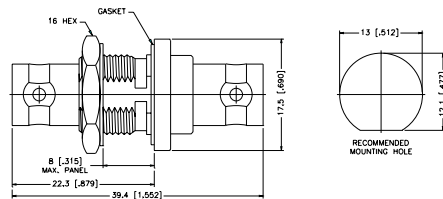
Assembly Instruction H - page 207

In-Series Bulkhead Feedthrough Adapters

Jack-to-Jack Bulkhead Adapter

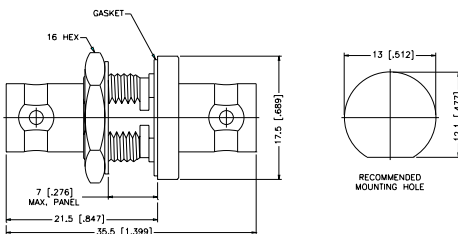
P.N.	Cable Group	Plt.	Ins.	Imp.	Crimp Tool
B7471A1-ND3G-50	N/A	Nickel	Delrin	50	N/A
B7471A1-ND3G-75	N/A	Nickel	Delrin	75	N/A

Remark: 8.0 mm [.315] Max. panel thickness, M55339/13-00492



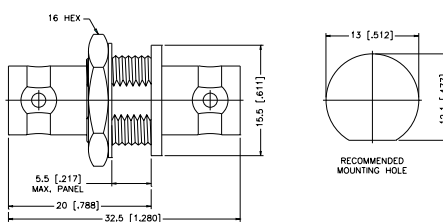
P.N.	Cable Group	Plt.	Ins.	Imp.	Crimp Tool
B7471A2-ND3G-50	N/A	Nickel	Delrin	50	N/A
B7471A2-ND3G-75	N/A	Nickel	Delrin	75	N/A

Remark: 7.0 mm [.276] Max. panel thickness, UG-492A



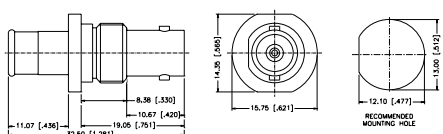
P.N.	Cable Group	Plt.	Ins.	Imp.	Crimp Tool
B7471B1-ND3G-50	N/A	Nickel	Delrin	50	N/A
B7471B1-ND3G-75	N/A	Nickel	Delrin	75	N/A

Remark: Without gasket, 5.5 mm [.217] Max. panel thickness



Jack-to-Plug Bulkhead Adapter - Push-On

P.N.	Cable Group	Plt.	Ins.	Imp.	Crimp Tool
B5071A1-NT3G-75	N/A	Nickel	Teflon	75	N/A

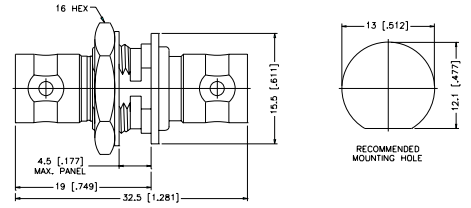


In-Series Bulkhead Isolated from Ground Adapters

Jack-to-Jack Bulkhead - Isolated Adapter

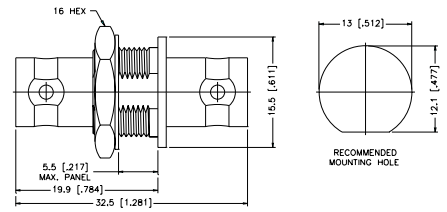
P.N.	Cable Group	Plt.	Ins.	Imp.	Crimp Tool
B7771B1-ND3G-50	N/A	Nickel	Delrin	50	N/A
B7771B1-ND3G-75	N/A	Nickel	Delrin	75	N/A

Remark: With Isolated Bushing,
4.5 mm [.177] Max. panel thickness



P.N.	Cable Group	Plt.	Ins.	Imp.	Crimp Tool
B7771B3-ND3G-50	N/A	Nickel	Delrin	50	N/A
B7771B3-ND3G-75	N/A	Nickel	Delrin	75	N/A

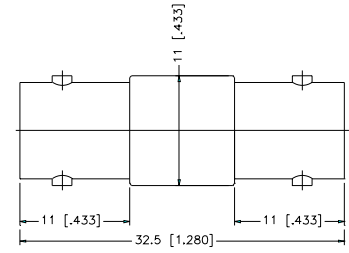
Remark: 5.5 mm [.217] Max. panel thickness



In-Series Adapters

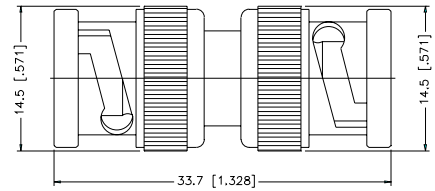
Jack-to-Jack Adapter

P.N.	Cable Group	Plt.	Ins.	Imp.	Crimp Tool
B7071A1-ND3G-50	N/A	Nickel	Delrin	50	N/A
B7071A1-ND3G-75	N/A	Nickel	Delrin	75	N/A



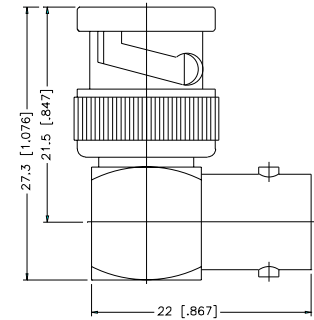
Plug-to-Plug Adapter

P.N.	Cable Group	Plt.	Ins.	Imp.	Crimp Tool
Brass Shell					
B2071A2-ND3G-50	N/A	Nickel	Delrin	50	N/A
B2071A2-ND3G-75	N/A	Nickel	Delrin	75	N/A
Diecast Shell					
B2071B2-002-ND3G-50	N/A	Nickel	Delrin	50	N/A
B2071B2-002-ND3G-75	N/A	Nickel	Delrin	75	N/A



Right Angle Adapter - Plug-to-Jack

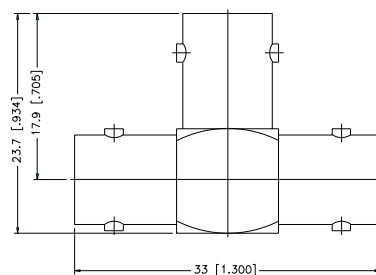
P.N.	Cable Group	Plt.	Ins.	Imp.	Crimp Tool
Brass Shell					
B5072A1-ND3G-50	N/A	Nickel	Delrin	50	N/A
B5072A1-ND3G-75	N/A	Nickel	Delrin	75	N/A
Diecast Shell					
B5072B1-001-ND3G-50	N/A	Nickel	Delrin	50	N/A
B5072B1-001-ND3G-75	N/A	Nickel	Delrin	75	N/A



In-Series Tee Adapters

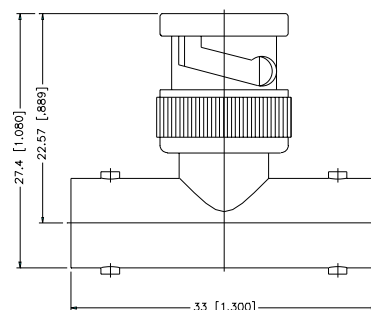
Tee Adapter - Jack-to-Jack-to-Jack

P.N.	Cable Group	Plt.	Ins.	Imp.	Crimp Tool
B8073A1-ND3G-50	N/A	Nickel	Delrin	50	N/A
B8073A1-ND3G-75	N/A	Nickel	Delrin	75	N/A



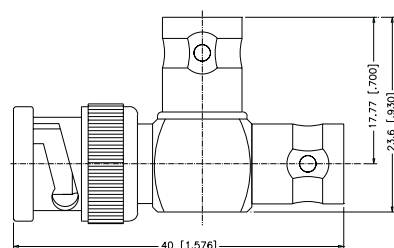
Tee Adapter - Jack-to-Plug-to-Jack

P.N.	Cable Group	Plt.	Ins.	Imp.	Crimp Tool
B9073D1-ND3G-50	N/A	Nickel	Delrin	50	N/A
B9073D1-ND3G-75	N/A	Nickel	Delrin	75	N/A



Tee Adapter - Jack-to-Jack-to-Plug

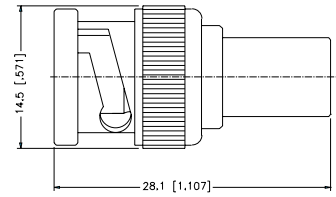
P.N.	Cable Group	Plt.	Ins.	Imp.	Crimp Tool
OS-7078-NDG	N/A	Nickel	Delrin	50	N/A
OS-7078-NT3G	N/A	Nickel	Teflon	50	N/A



Terminators

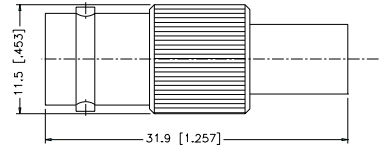
Terminator Plug

P.N.	Cable Group	Plt.	Ins.	Imp.	Crimp Tool
B1004A1-ND3G-50R-0.05-0.5W	N/A	Nickel	Delrin	50	N/A
B1004A1-NT3G-50R-0.5W	N/A	Nickel	Teflon	50	N/A
B1004A1-ND3G-75R-0.05-1W	N/A	Nickel	Delrin	75	N/A
B1004A1-NT3G-75R-0.05-1W	N/A	Nickel	Teflon	75	N/A
B1004A1-ND3G-93R-0.05-1W	N/A	Nickel	Delrin	93	N/A
B1004A1-NT3G-93R-0.05-1W	N/A	Nickel	Teflon	93	N/A
B1004A3-NT3G-50R High Performance	N/A	Nickel	Teflon	50	N/A
B1004A3-NT3G-75R-0.01-0.5W High Performance	N/A	Nickel	Teflon	75	N/A



Terminator Jack

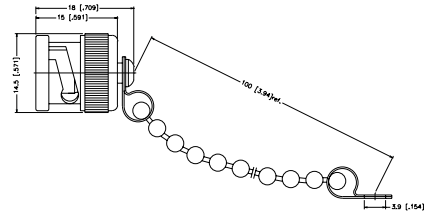
P.N.	Cable Group	Plt.	Ins.	Imp.	Crimp Tool
B6004A1-NT3G-50R-0.05-1W	N/A	Nickel	Teflon	50	N/A
B6004A1-NT3G-75R-0.05-1W	N/A	Nickel	Teflon	75	N/A
B6004A1-001-ND3G	N/A	Nickel	Delrin	500	N/A



Accessories

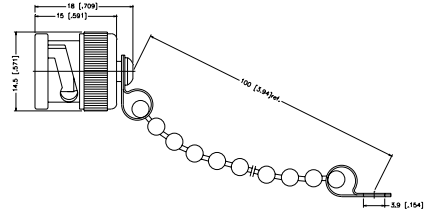
Male Cap & Chain

P.N.	Cable Group	Plt.	Ins.	Imp.	Crimp Tool
B1005A1-N With Chain Remark: Chain length 100 mm	N/A	Nickel	N/A	N/A	N/A
B1005A1-001-N No Chain	N/A	Nickel	N/A	N/A	N/A



Male Shorting Cap

P.N.	Cable Group	Plt.	Ins.	Imp.	Crimp Tool
B1007A1-NT3G No Chain	N/A	Nickel	Teflon	N/A	N/A
B1007A2-NT3G With Chain	N/A	Nickel	Teflon	N/A	N/A



The Amphenol TNC connectors are made to a high quality level. Medium size coaxial connectors with thread coupling. 50 ohm impedance for applications up to 11 GHz and 75 ohm impedance up to 1 GHz. Cable entires full crimp or clamp type with soldered or crimp center contact.

75 Ohm Series

Within the internationally standardized TNC mating face dimensions, a perfect 75 ohm characteristic impedance cannot be realized. However, at frequencies up to 1 GHz, the small impedance deviation is negligible for practical applications. A typical SWR of 1.15:1 at 1 GHz is achieved.

All 75 ohm TNC connectors and 50 ohm TNC connectors are intermateable.

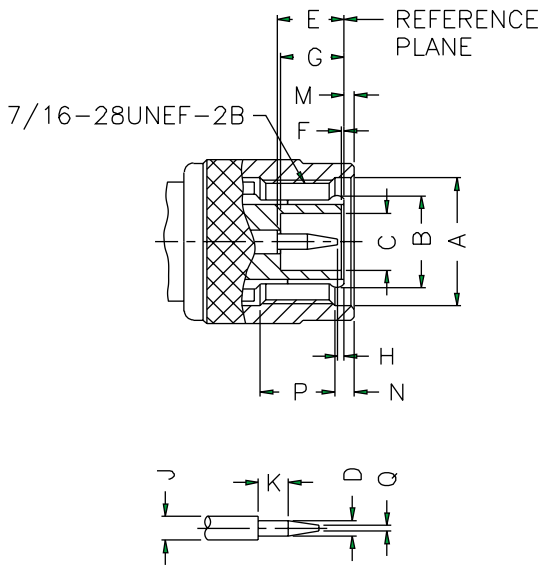
Electrical Specifications

	50 ohm	75 ohm
Impedance	50 ohm	75 ohm
Frequency Range	0-11 GHz	0-1 GHz
Working Voltage	500 Volts rms.	500 Volts rms.
Dielectric Withstanding Voltage	1500 Volts rms.	1500 Volts rms.
VSWR	1.3 max. 0-11 GHz	1.05 + 0.1f (GHz) DC to 1 GHz
Contact Resistance	Center contact 1.5 milliohm Outer contact 0.2 milliohm	Center contact 1.5 milliohm Outer contact 0.2 milliohm
Insulation Resistance	5000 megohm (min)	5000 megohm (min)

Material Specifications

Parts Name		Material	Finish
Center Contact	Male	Brass	Gold or Silver plated
	Female	Phosphor Bronze (nominal) or Beryllium Copper	Gold or Silver plated
Metal parts		Brass	Nickel*
Insulators		Teflon, Delrin, PBT polyster	None
Clamp gaskets		Sillicone rubber, Synthetic rubber	None
Crimp ferrule		Annealed copper	Nickel*

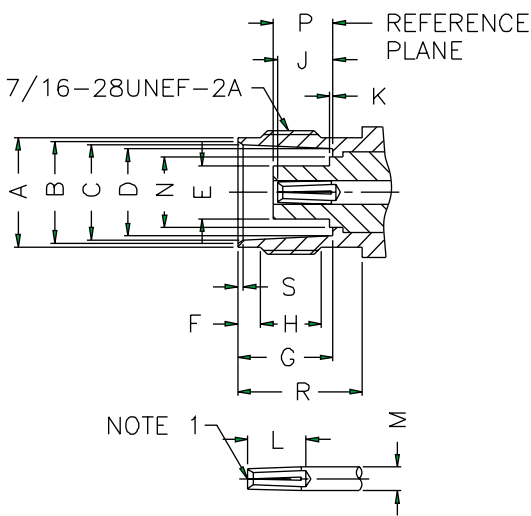
Interface mating dimensions



Plug

Letter	Millimeters [Inches]	
	Minimum	Maximum
A	11.18 [.440]	-
B	Flared to meet good electrical contact	
C	4.83 [.190]	-
D	1.32 [.052]	1.37 [.054]
E	5.33 [.210]	5.84 [.230]
F	0.15 [.006]	0.46 [.018]
G	5.28 [.208]	5.79 [.228]
H	0.08 [.003]	1.02 [.040]
J	2.06 [.081]	2.21 [.087]
K	1.98 [.078]	-
M	-	1.98 [.078]
N	1.60 [.063]	-
P	3.96 [.156]	-
Q	-	.064 [.025]

Jack



Letter	Millimeters [Inches]	
	Minimum	Maximum
A	9.60 [.378]	9.70 [.382]
B	8.79 [.346]	9.04 [.356]
C	8.31 [.327]	8.46 [.333]
D	8.10 [.319]	8.15 [.321]
E	-	4.72 [.186]
F	1.73 [.068]	2.24 [.088]
G	8.31 [.327]	8.51 [.335]
H	4.75 [.187]	-
J	4.72 [.186]	5.23 [.206]
K	-	0.15 [.006]
L	4.95 [.195]	-
M	2.06 [.081]	2.21 [.087]
N	-	6.50 [.256]
P	4.78 [.188]	5.28 [.208]
R	10.52 [.414]	-
S	0.38 [.015]	0.76 [.030]

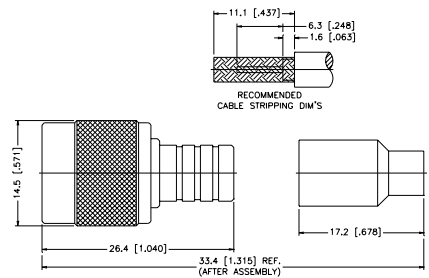
All connector bodies, unless otherwise noted, are nickel plated. Center contacts are 3μ" gold plated. Insulators are Delrin, unless otherwise noted. Silver plating and Teflon insulators are available on virtually all TNC connectors. Please contact Amphenol for samples and quotes. All dimensions in millimeters and [inches].

Plug Crimp Attachment for Flexible Cable

Straight Crimp plug - Single crimp - Standard Cable

P.N.	Cable Group	Plt.	Ins.	Imp.	Crimp Tool
T1111K1-ND3G-1-50	01	Nickel	Delrin	50	5
T1111K1-ND3G-3-75	03	Nickel	Delrin	75	5

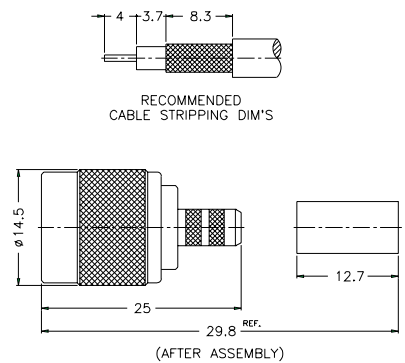
Remark: Only for solid center conductor cable



Assembly Instruction J - page 218

Straight Crimp Plug - Standard Cable

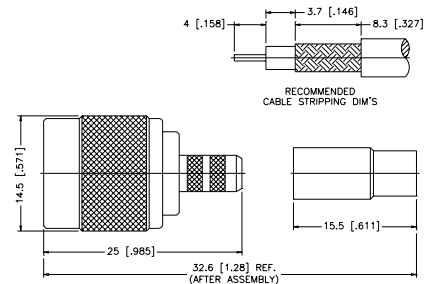
P.N.	Cable Group	Plt.	Ins.	Imp.	Crimp Tool
T1121A1-ND3G-1-50	01	Nickel	Delrin	50	3
T1121A1-ND3G-1A-50	01A	Nickel	Delrin	50	3 or 4
T1121A1-ND3G-1B-50	01B	Nickel	Delrin	50	3 or 4
T1121AA-ND3G-3-50	03	Nickel	Delrin	50	4
T1121AA-ND3G-3-75	03	Nickel	Delrin	75	4
T1121A1-ND3G-3A-75	03A	Nickel	Delrin	75	4
T1121A6-NT3G-7-50	07	Nickel	Teflon	50	4 + 5
T1121A6-NT3G-7A-50	07A	Nickel	Teflon	50	4 + 6
T1121A1-NT3G-7B-50	07B	Nickel	Teflon	50	4
T1121A6-NT3G-7C-50	07C	Nickel	Teflon	50	6
T1121A1-ND3G-8-75	08	Nickel	Delrin	75	5
T1121A1-ND3G-15-75	15	Nickel	Delrin	75	5
T1121A1-019-NT3G-17-50	17	Nickel	Teflon	50	.610 hex



Assembly Instruction J - page 218

Straight Crimp Plug - Plenum Cable

P.N.	Cable Group	Plt.	Ins.	Imp.	Crimp Tool
T1121C1-001-ND3G-2-50	02	Nickel	Delrin	50	3 or 4



Assembly Instruction J - page 218

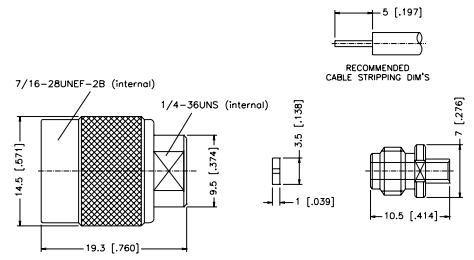
Plug Crimp Attachment for Flexible Cable and Direct Solder for Semi-Rigid Cable

Straight Solder Plug - Semi-Rigid Cable

P.N.	Cable Group	Plt.	Ins.	Imp.	Crimp Tool
T1181B1-N/3GT3G-11-50	11	Nickel/Gold	Teflon	50	N/A
T1181A1-001-N/NT30GA-10-50	10	Nickel/Gold	Teflon	50	N/A

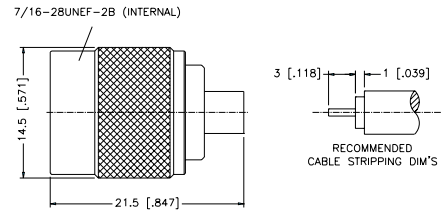


T1181B1-N/3GT3G-11-50



Assembly Instruction E - page 213

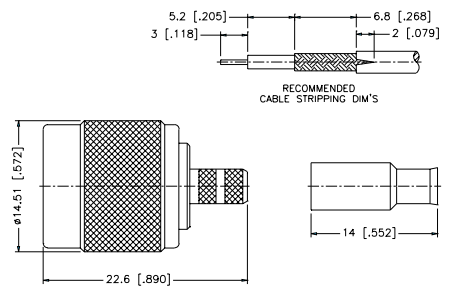
T1181A1-001-N/NT30GA-10-50



Straight Crimp Plug - Miniature Cable

P.N.	Cable Group	Plt.	Ins.	Imp.	Crimp Tool
T1121EA-002-ND3G-5-50	05	Nickel	Delrin	50	2
T1121G2-NT3G-5-50 High Frequency	05	Nickel	Teflon	50	1 or 2
T1121G1-ND3G-5A-50	05A	Nickel	Delrin	50	2
T1121E1-ND3G-6-75	06	Nickel	Delrin	75	3
T1121E2-ND3G-6A-75	06A	Nickel	Delrin	75	3

Remark: With Teflon sleeve, Hex. crimp size .178"



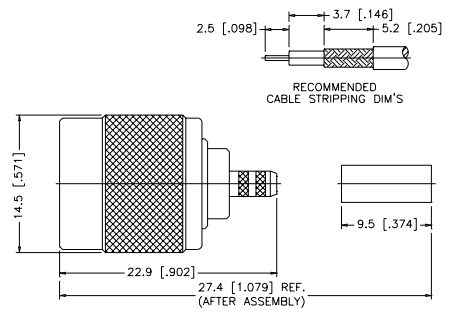
Assembly Instruction K - page 219

Plug Crimp Attachment for Flexible Cable

Straight Crimp Plug - Pin-In-Pin - Miniature Cable

P.N.	Cable Group	Plt.	Ins.	Imp.	Crimp Tool
T1121G1-ND3G-5-50	05	Nickel	Delrin	50	2
T1121G1-ND3G-6-75	06	Nickel	Delrin	75	1 or 2
T1121G1-ND3G-14-50	14	Nickel	Delrin	50	1

Remark: Hex. crimp size .128"

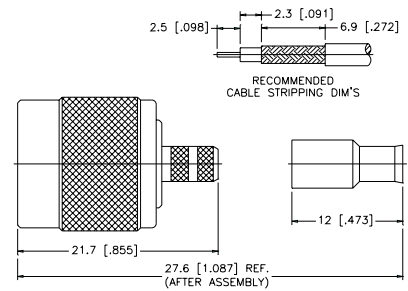


Assembly Instruction J - page 218

Straight Crimp Plug - Miniature Cable

P.N.	Cable Group	Plt.	Ins.	Imp.	Crimp Tool
T1121E9-NTPX3G-6-75	06	Nickel	TPX	75	3

Remark: TPX Insulator/75 ohm available only



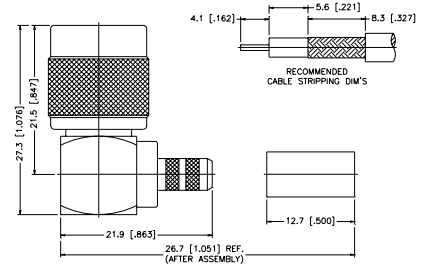
Assembly Instruction L - page 220

Right Angle Plug Crimp Attachment for Flexible Cable

Right Angle Crimp/Solder Plug - Standard Cable

P.N.	Cable Group	Plt.	Ins.	Imp.	Crimp Tool
T1112A1-ND3G-1-50	01	Nickel	Delrin	50	3 or 4
T1112A1-NT3G-1A-50	01A	Nickel	Teflon	50	3 or 4
T1112A1-ND3G-3-50	03	Nickel	Delrin	50	4
T1112A1-ND3G-3-75	03	Nickel	Delrin	75	4
T1112A1-ND3G-1B-50	01B	Nickel	Delrin	50	3 or 4

Remark: Cable center conductor solder to pin directly

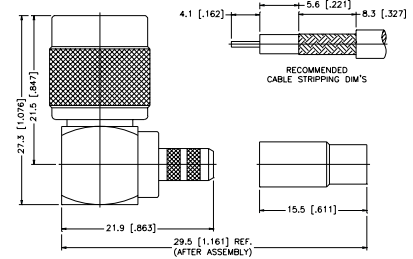


Assembly Instruction I - page 217

Right Angle Crimp/Solder Plug - Miniature Cable

P.N.	Cable Group	Plt.	Ins.	Imp.	Crimp Tool
T1112A2-ND3G-5-50	05	Nickel	Delrin	50	9
T1112E1-NT3G-5A-50	05A	Nickel	Teflon	50	9
T1112E1-ND3G-6-75	06	Nickel	Delrin	75	9
T1112E1-ND3G-6A-75	06A	Nickel	Delrin	75	9

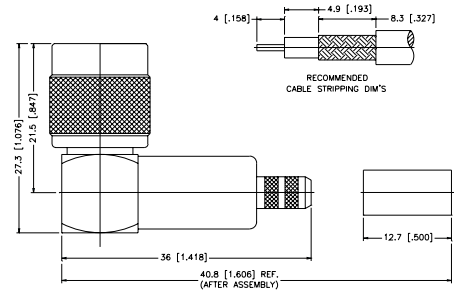
Remark: Cable Center Conductor Solder to pin directly, Hex. crimp size .178"



Assembly Instruction I - page 217

Right Angle Crimp/Crimp Plug - Standard Cable

P.N.	Cable Group	Plt.	Ins.	Imp.	Crimp Tool
T1122A1-ND3G-1-50	01	Nickel	Delrin	50	3 or 4
T1122A1-ND3G-3-50	03	Nickel	Delrin	50	4
T1122A1-ND3G-3-75	03	Nickel	Delrin	75	4
T1122A1-ND3G-1A-50	01A	Nickel	Delrin	50	3 or 4

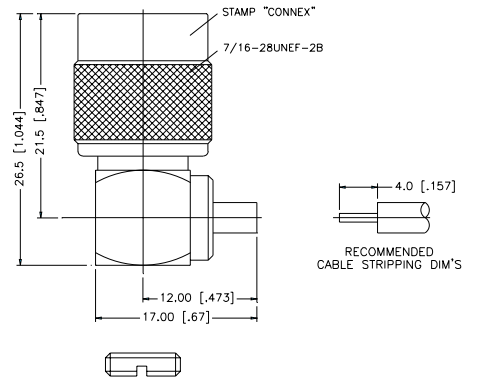


Assembly Instruction I - page 217

Right Angle Plug Crimp Attachment for Flexible Cable and Direct Solder for Semi-Rigid Cable

Right Angle Solder Plug - Semi-Rigid Cable

P.N.	Cable Group	Plt.	Ins.	Imp.	Crimp Tool
T1182A1-N/3GT3G-11-50	11	Nickel/Gold	Teflon	50	N/A
T1182A1-N/3GT3G-10-50	10	Nickel/Gold	Teflon	50	N/A

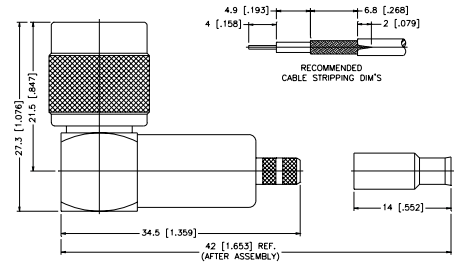


Assembly Instruction F - page 214

Right Angle Crimp/Crimp Plug - Miniature Cable

P.N.	Cable Group	Plt.	Ins.	Imp.	Crimp Tool
T1122E1-ND3G-5-50	05	Nickel	Delrin	50	9
T1122E1-ND3G-6-75	06	Nickel	Delrin	75	9
T1122E1-ND3G-5A-50	05A	Nickel	Delrin	50	9

Remark: With teflon sleeve, Hex. crimp size .178", Crimp/Crimp Type

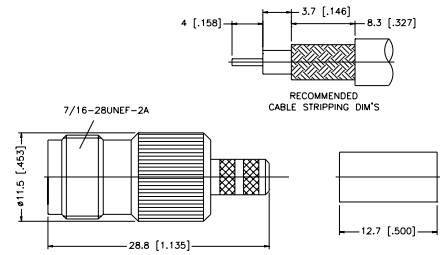


Assembly Instruction S - page 227

Jack Crimp Attachment for Flexible cable and Direct Solder for Semi-Rigid Cable

Straight Crimp Jack - Standard Cable

P.N.	Cable Group	Plt.	Ins.	Imp.	Crimp Tool
T6121A1-NT3G-1-50	01	Nickel	Teflon	50	3 or 4
T6121A1-NT3G-3-50	03	Nickel	Teflon	50	4
T6121A1-NT3G-3-75	03	Nickel	Teflon	75	4
T6121A1-ND3G-1A-50	01A	Nickel	Delrin	50	3 or 4
T6121A1-NT3G-1B-50	01B	Nickel	Teflon	50	4
T6121A6-NT3G-7C-50	07C	Nickel	Teflon	50	6
T6121A1-NT3G-7B-50	07B	Nickel	Teflon	50	4
T6121A1-NT3G-15-75	15	Nickel	Teflon	75	5
T6121A1-001-NT3G-17-50	17	Nickel	Teflon	50	.610 hex

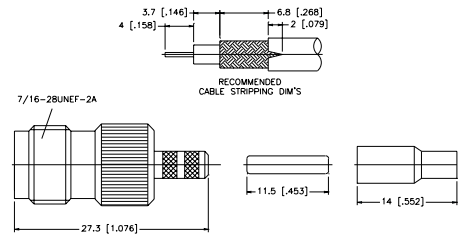


Assembly Instruction J - page 218

Straight Crimp Jack - Miniature Cable

P.N.	Cable Group	Plt.	Ins.	Imp.	Crimp Tool
T6121E1-001-ND3G-5-50	05	Nickel	Delrin	50	3
T6121E1-ND3G-5A-50	05A	Nickel	Delrin	50	3
T6121E1-ND3G-6-75	06	Nickel	Delrin	75	3
T6121E1-ND3G-6A-75	06A	Nickel	Delrin	75	3

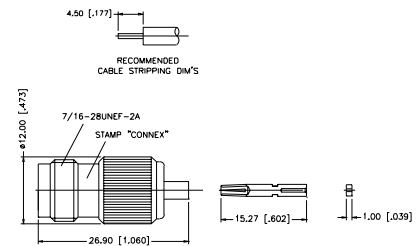
Remark: with Teflon sleeve, Hex. crimp .178"



Assembly Instruction K - page 219

Straight Solder Jack - Semi-Rigid Cable

P.N.	Cable Group	Plt.	Ins.	Imp.	Crimp Tool
T6181A1-N/3GT3G-11-50	11	Nickel/Gold	Teflon	50	N/A
T6181A1-N/3GT3G-10-50	10	Nickel/Gold	Teflon	50	N/A



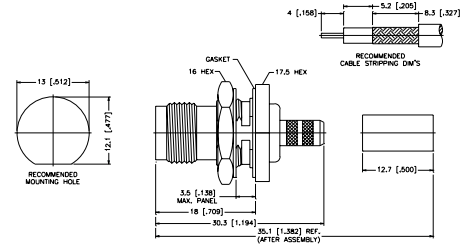
Assembly Instruction E - page 213

Bulkhead Jack Crimp Attachment for Flexible Cable

Bulkhead Crimp Jack - Standard Cable

P.N.	Cable Group	Plt.	Ins.	Imp.	Crimp Tool
T6421A1-NT3G-1-50	01	Nickel	Teflon	50	3 or 4
T6421A1-NT3G-3-50	03	Nickel	Teflon	50	4
T6421A1-NT3G-3-75	03	Nickel	Teflon	75	4
T6421A1-NT3G-1A-50	01A	Nickel	Teflon	50	3 or 4
T6421A1-ND3G-1B-50	01B	Nickel	Delrin	50	3 or 4
T6421A6-NT3G-7C-50	07C	Nickel	Teflon	50	6
T6421A1-NT3G-8-75	08	Nickel	Teflon	75	5
T6421C2-NT3G-19-75	19	Nickel	Teflon	75	3

Remark: 3.5 [.138] Max. panel thickness

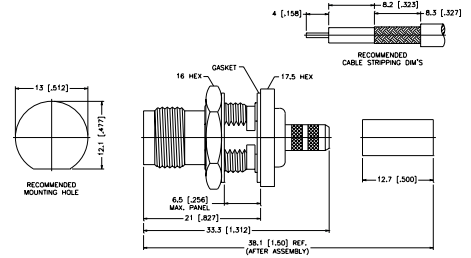


Assembly Instruction J - page 218

Bulkhead Crimp Jack - Standard Cable

P.N.	Cable Group	Plt.	Ins.	Imp.	Crimp Tool
T6421A2-NT3G-1-50	01	Nickel	Teflon	50	3 or 4
T6421A2-NT3G-3-50	03	Nickel	Teflon	50	4
T6421A2-NT3G-3-75	03	Nickel	Teflon	75	4

Remark: 6.5 [.256] Max. panel thickness

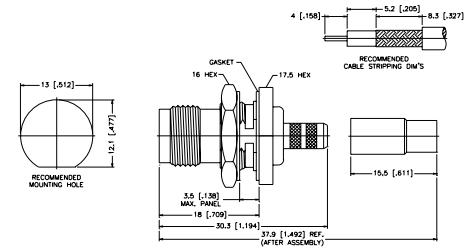


Assembly Instruction J - page 218

Bulkhead Crimp Jack - Plenum Cable

P.N.	Cable Group	Plt.	Ins.	Imp.	Crimp Tool
T6421C1-001-NT3G-2-50	02	Nickel	Teflon	50	3 or 4

Remark: 3.5 [.138] Max. panel thickness



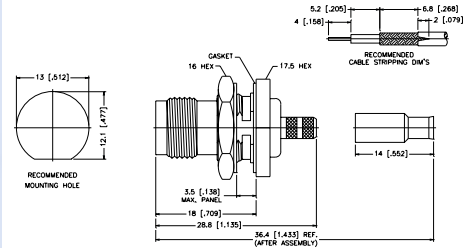
Assembly Instruction J - page 218

Bulkhead Jack Crimp Attachment for Flexible Cable and Direct Solder for Semi-Rigid Cable

Bulkhead Crimp Jack - Miniature Cable - Rear mount

P.N.	Cable Group	Plt.	Ins.	Imp.	Crimp Tool
T6421E1-003-ND3G-5-50	05	Nickel	Delrin	50	9
T6421E2-NT3G-5-50 For 6.5 [.256] Panel	05	Nickel	Teflon	50	2
T6421E1-ND3G-5A-50	05A	Nickel	Delrin	50	2
T6421E1-ND3G-6-75	06	Nickel	Delrin	50	3
T6421E1-ND3G-6A-75	06A	Nickel	Delrin	50	3
T6421G1-ND3G-14-50	14	Nickel	Delrin	50	1 or 2
T6421G1-003-ND3G-14-50 For 6.5 [.256] Panel	14	Nickel	Delrin	50	1
T6421B1-ND3G-1-50	01	Nickel	Delrin	50	3 or 4
T6421B1-ND3G-16-75	16	Nickel	Teflon	50	3

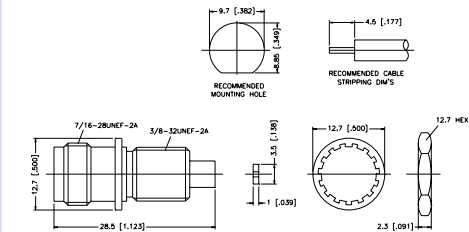
Remark: 3.5 [.138] Max. panel thickness.



Assembly Instruction K - page 219

Bulkhead Solder Jack - Semi-Rigid Cable- Front Mount

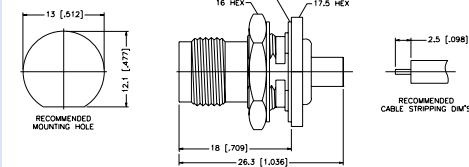
P.N.	Cable Group	Plt.	Ins.	Imp.	Crimp Tool
T6381A1-N/3GT3G-10-50	10	Nickel/Gold	Teflon	50	N/A



Assembly Instruction E - page 213

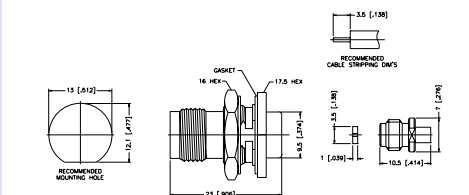
Bulkhead Solder Jack - Semi-Rigid Cable - Rear Mount

P.N.	Cable Group	Plt.	Ins.	Imp.	Crimp Tool
T6481A1-N/3GT3G-10-50	10	Nickel/Gold	Teflon	50	N/A



Assembly Instruction E - page 213

T6481A1-N/3GT3G-11-50	11	Nickel/Gold	Teflon	50	N/A
-----------------------	----	-------------	--------	----	-----



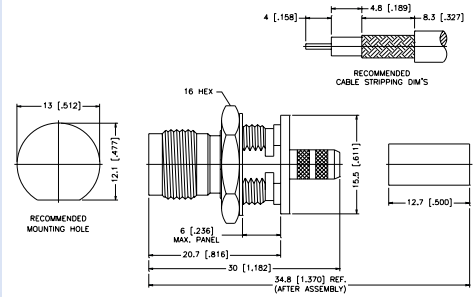
Assembly Instruction G - page 215

Bulkhead Jack Crimp Attachment for Flexible Cable

Bulkhead Isolated Crimp Jack - Standard Cable

P.N.	Cable Group	Plt.	Ins.	Imp.	Crimp Tool
T6721A1-NT3G-1-50	01	Nickel	Teflon	50	3 or 4
T6721A1-NT3G-3-50	03	Nickel	Teflon	50	4
T6721A1-NT3G-3-75	03	Nickel	Teflon	75	4

Remark: 6.0 [.236] Max. panel thickness

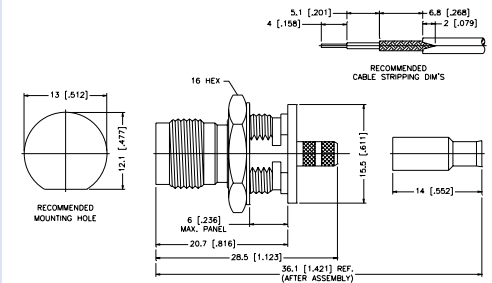


Assembly Instruction J - page 218

Bulkhead Isolated Crimp Jack - Miniature Cable

P.N.	Cable Group	Plt.	Ins.	Imp.	Crimp Tool
T6721E1-NT3G-5-50	05	Nickel	Teflon	50	3
T6721E1-NT3G-6-75	06	Nickel	Teflon	75	3

Remark: with Teflon sleeve, Hex. crimp size .178",
6.0 [.236] Max. panel thickness



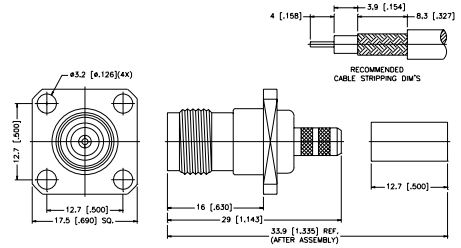
Assembly Instruction K - page 219

Panel Jack Crimp Attachment for Flexible Cable and Direct solder for Semi-Rigid Cable

Panel Crimp Jack - Standard Cable

P.N.	Cable Group	Plt.	Ins.	Imp.	Crimp Tool
Teflon/Captured					
T6521A1-NT3G-1-50	01	Nickel	Teflon	50	3 or 4
T6521A1-NT3G-3-50	03	Nickel	Teflon	50	4
T6521A1-NT3G-3-75	03	Nickel	Teflon	75	4
T6521A1-NT3G-1A-50	01A	Nickel	Teflon	50	3 or 4
Delrin/Noncaptured					
T6521A1-ND3G-1-50	01	Nickel	Delrin	50	3 or 4
T6521A1-ND3G-3-50	03	Nickel	Delrin	50	4
T6521A1-ND3G-3-75	03	Nickel	Delrin	75	4

Remark: 5.0 [197] Max. panel thickness

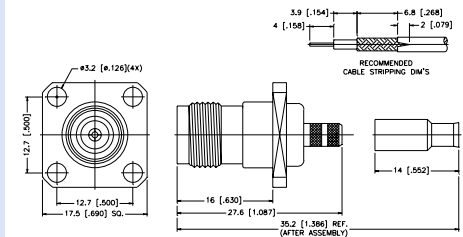


Assembly Instruction J - page 218
Assembly Instruction K - page 219

Panel Crimp Jack - Miniature Cable

P.N.	Cable Group	Plt.	Ins.	Imp.	Crimp Tool
T6521E1-ND3G-5-50	05	Nickel	Delrin	50	2
T6521E1-ND3G-5A-50	05A	Nickel	Delrin	50	3
T6521E1-ND3G-6-75	06	Nickel	Delrin	75	3
T6521G1-NT3G-14-50	14	Nickel	Teflon	50	1
T6521A1-NT3G-16-75	16	Nickel	Teflon	75	9

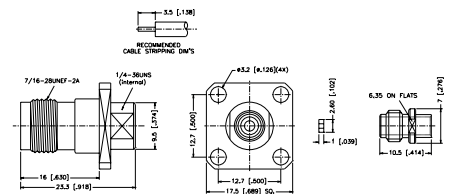
Remark: with Teflon sleeve, Hex. crimp size .178", 5.0 [197] Max. panel thickness



Assembly Instruction K - page 219

Panel Solder Jack - Semi-Rigid Cable

P.N.	Cable Group	Plt.	Ins.	Imp.	Crimp Tool
T6581A1-N/3GT3G-10-50	10	Nickel/Gold	Teflon	50	N/A
T6581A1-N/3GT3G-11-50	11	Nickel/Gold	Teflon	50	N/A



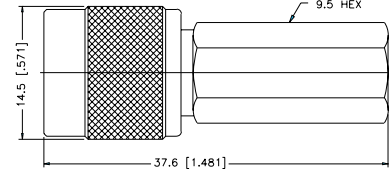
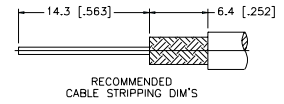
Assembly Instruction G - page 215

Twist-on Attachment for Flexible Cable

Twist-On Plug - Standard Cable

P.N.	Cable Group	Plt.	Ins.	Imp.	Crimp Tool
T1131A1-ND3G-1-50	01	Nickel	Delrin	50	N/A
T1131A1-ND3G-3-50	03	Nickel	Delrin	50	N/A
T1131A1-ND3G-3-75	03	Nickel	Delrin	75	N/A

Remark: Only for solid center conductor cable

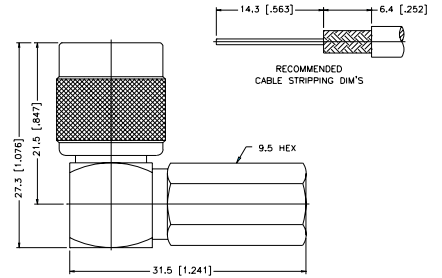


Assembly Instruction 0 - page 223

Right Angle Twist-On Plug - Standard Cable

P.N.	Cable Group	Plt.	Ins.	Imp.	Crimp Tool
T1132A1-ND3G-1-50	01	Nickel	Delrin	50	N/A
T1132A1-ND3G-3-50	03	Nickel	Delrin	50	N/A
T1132A1-ND3G-3-75	03	Nickel	Delrin	75	N/A

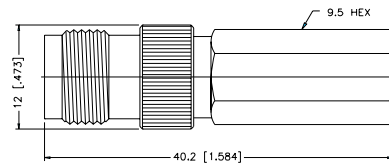
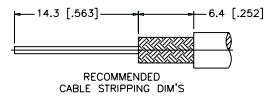
Remark: Only for solid center conductor cable.



Twist-On Jack - Standard Cable

P.N.	Cable Group	Plt.	Ins.	Imp.	Crimp Tool
T6131A1-ND3G-1-50	01	Nickel	Delrin	50	N/A
T6131A1-ND3G-3-50	03	Nickel	Delrin	50	N/A
T6131A1-ND3G-3-75	03	Nickel	Delrin	75	N/A

Remark: Only for solid center conductor cable.



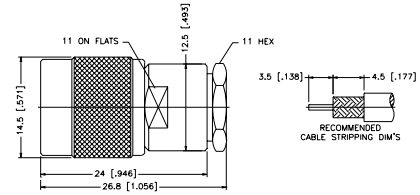
Assembly Instruction 0 - page 223

Clamp Attachment for Flexible Cable

Straight Clamp Plug - Captive Contact - Standard Cable

P.N.	Cable Group	Plt.	Ins.	Imp.	Crimp Tool
T1141A1-ND3G-1-50	01	Nickel	Delrin	50	N/A
T1141A1-ND3G-3-50	03	Nickel	Delrin	50	N/A
T1141A1-ND3G-3-75	03	Nickel	Delrin	75	N/A
T1141A2-001-NT3G-7A-50	07A	Nickel	Teflon	50	N/A
T1141A2-NT3G-7C-50	07C	Nickel	Teflon	50	N/A

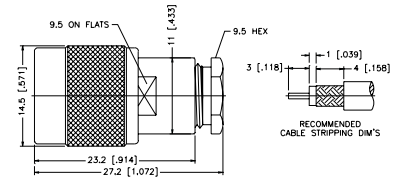
Remark: Barrel O.D., 12.5 mm



Assembly Instruction N - page 222

Straight Clamp Plug - Standard Cable

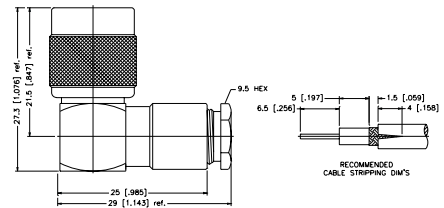
P.N.	Cable Group	Plt.	Ins.	Imp.	Crimp Tool
T1141C1-ND3G-1-50	01	Nickel	Delrin	50	N/A
T1141C1-ND3G-3-50	03	Nickel	Delrin	50	N/A
T1141C1-ND3G-5-50	05	Nickel	Delrin	50	N/A



Assembly Instruction M - page 221

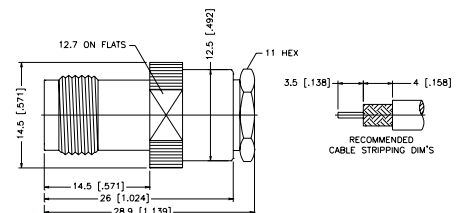
Right Angle Clamp Plug - Standard Cable

P.N.	Cable Group	Plt.	Ins.	Imp.	Crimp Tool
T1142E1-ND3G-1-50	01	Nickel	Delrin	50	N/A
T1142E1-ND3G-3-50	03	Nickel	Delrin	50	N/A
T1142E1-ND3G-3-75	03	Nickel	Delrin	75	N/A



Straight Clamp Jack - Captive contact - Standard Cable

P.N.	Cable Group	Plt.	Ins.	Imp.	Crimp Tool
T6141A1-NT3G-1-50	01	Nickel	Teflon	50	N/A
T6141A1-NT3G-3-50	03	Nickel	Teflon	50	N/A
T6141A1-NT3G-3-75	03	Nickel	Teflon	75	N/A
T6141A2-NT3G-7A-50	07A	Nickel	Teflon	50	N/A



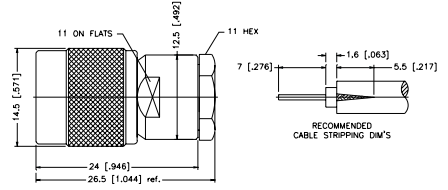
Assembly Instruction N - page 222

Wedge Compression Attachment for Flexible Cable

Wedge Compression Plug - Standard Cable

P.N.	Cable Group	Plt.	Ins.	Imp.	Crimp Tool
T1141G1-ND3G-1-50	01	Nickel	Delrin	50	N/A
T1141G1-ND3G-3-50	03	Nickel	Delrin	50	N/A
T1141G1-ND3G-3-75	03	Nickel	Delrin	75	N/A

Remark: With wedge pin

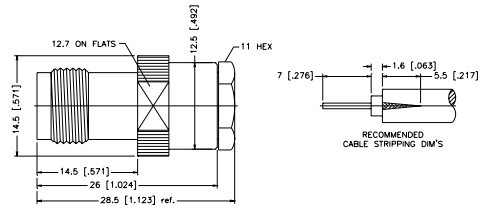


Assembly Instruction P - page 224

Wedge Compression Jack - Standard Cable

P.N.	Cable Group	Plt.	Ins.	Imp.	Crimp Tool
T6141G1-NT3G-1-50	01	Nickel	Teflon	50	N/A
T6141G1-NT3G-3-50	03	Nickel	Teflon	50	N/A
T6141G1-NT3G-3-75	03	Nickel	Teflon	75	N/A

Remark: With wedge pin

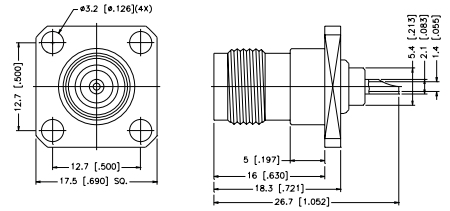


Assembly Instruction P - page 224

Panel Receptacle Jack

Panel Receptacle Jack

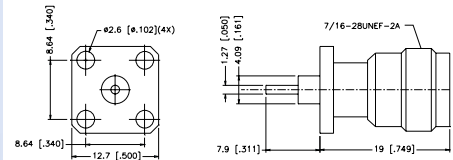
P.N.	Cable Group	Plt.	Ins.	Imp.	Crimp Tool
T6551A1-NT3G-50	N/A	Nickel	Teflon	50	N/A
T6551A1-NT3G-75	N/A	Nickel	Teflon	75	N/A



Panel Receptacle Jack - Extended Teflon Post - 0.5" Flange

P.N.	Cable Group	Plt.	Ins.	Imp.	Crimp Tool
T6551F1-002-NT3G-50	N/A	Nickel	Teflon	50	N/A

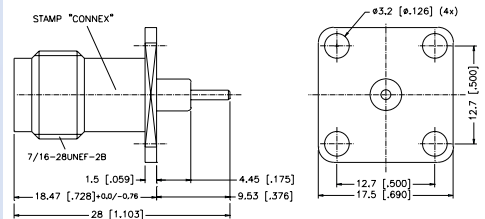
Note: Contact Amphenol for other lengths availability



Panel Receptacle Jack - Extended Teflon Post

P.N.	Cable Group	Plt.	Ins.	Imp.	Crimp Tool
T6551C1-NT3G-50	N/A	Nickel	Teflon	50	N/A

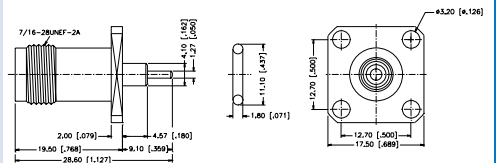
Note: Contact Amphenol for other lengths availability



Panel Receptacle Jack - Extended Teflon Post - Gasket Seal

P.N.	Cable Group	Plt.	Ins.	Imp.	Crimp Tool
T6551E1-001-NT3G-50	N/A	Nickel	Teflon	50	N/A

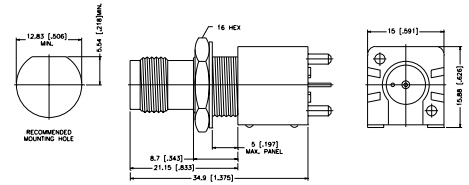
Note: Contact Amphenol for other lengths availability



Printed Circuit Board Connectors

Commercial Straight P.C. Board Mount Jack

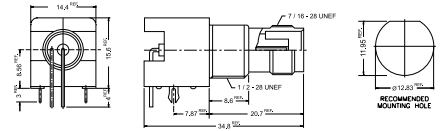
P.N.	Cable Group	Plt.	Ins.	Imp.	Crimp Tool
T6251G3-NPP3G-50 Diecast Body	N/A	Nickel	Polypropylene	50	N/A



Mounting Hole Dia. see "TYPE G"
Assembly Instruction G - page 207

Commercial Right Angle P.C. Board Mount Jack

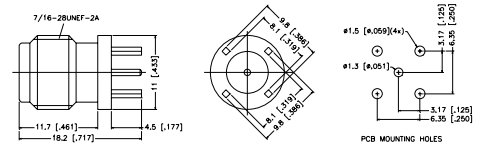
P.N.	Cable Group	Plt.	Ins.	Imp.	Crimp Tool
High Profile, 15.88 mm White T6252H1-NPP3G-50	N/A	Nickel	Polypropylene	50	N/A
T6252H1-NPP3G-75	N/A	Nickel	Polypropylene	75	N/A
High Profile, 15.88 mm Black T6252H2-NPP3G-50	N/A	Nickel	Polypropylene	50	N/A
T6252H2-NPP3G-75	N/A	Nickel	Polypropylene	75	N/A
T6252HA-NPP3G-50 Diecast Body	N/A	Nickel	Polypropylene	50	N/A
Low Profile, 13.1 mm White T6252H3-NPP3G-50	N/A	Nickel	Polypropylene	50	N/A
T6252H3-NPP3G-75	N/A	Nickel	Polypropylene	75	N/A
Low Profile, 13.1 mm Black T6252H4-NPP3G-50	N/A	Nickel	Polypropylene	50	N/A
T6252H4-NPP3G-75	N/A	Nickel	Polypropylene	75	N/A



Mounting Hole Dia. see "TYPE H"
Assembly Instruction H - page 207

Straight P.C. Board Mount Receptacle Jack - Four Legs

P.N.	Cable Group	Plt.	Ins.	Imp.	Crimp Tool
T6251C1-NT3G-50	N/A	Nickel	Teflon	50	N/A
T6251C1-NT3G-75	N/A	Nickel	Teflon	75	N/A

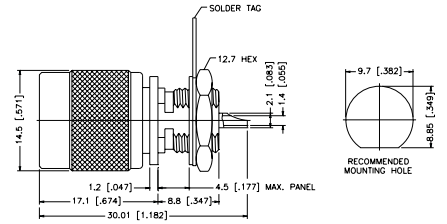


Bulkhead Receptacle/Solder Cup Terminal

Bulkhead Receptacle Plug

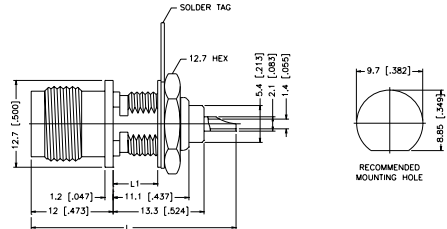
P.N.	Cable Group	Plt.	Ins.	Imp.	Crimp Tool
T1351Q1-ND3G-50	N/A	Nickel	Delrin	50	N/A
T1351Q1-ND3G-75	N/A	Nickel	Delrin	75	N/A

Remark: 4.5 [1.77] Max. panel thickness



Bulkhead Receptacle Jack

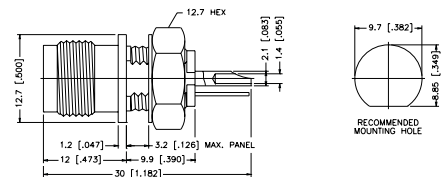
P.N.	Cable Group	Plt.	Ins.	Imp.	Crimp Tool
L=3.2 [.126] panel thickness, L=26.7 [1.05]					
T6351B1-ND3G-50	N/A	Nickel	Delrin	50	N/A
T6351B1-ND3G-75	N/A	Nickel	Delrin	75	N/A
L=6.5 [.256] panel thickness, L=30.0 [1.18]					
T6351B2-ND3G-50	N/A	Nickel	Delrin	50	N/A
T6351B2-ND3G-75	N/A	Nickel	Delrin	75	N/A
L1=9.5 [.374] panel thickness, L=33.0 [1.30]					
T6351B3-ND3G-50	N/A	Nickel	Delrin	50	N/A
T6351B3-ND3G-75	N/A	Nickel	Delrin	75	N/A



Bulkhead Receptacle Isolated Jack

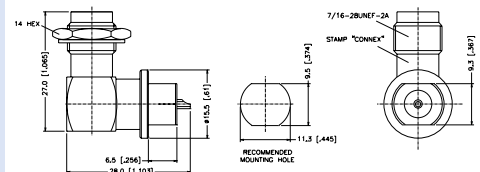
P.N.	Cable Group	Plt.	Ins.	Imp.	Crimp Tool
T6551B1-NNYL3G-50	N/A	Nickel	Nylon	50	N/A
T6651B1-NNYL3G-75	N/A	Nickel	Nylon	75	N/A

Remark: Isolated from ground, 3.2 [.126] Max. panel thickness



Right Angle Bulkhead Receptacle Jack

P.N.	Cable Group	Plt.	Ins.	Imp.	Crimp Tool
T635200-001-NT3G-50	N/A	Nickel	Teflon	50	N/A

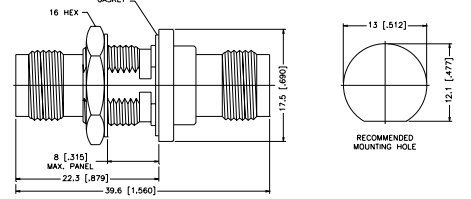


In-Series Bulkhead Feedthrough Adapters

Jack-to-Jack Bulkhead Adapter

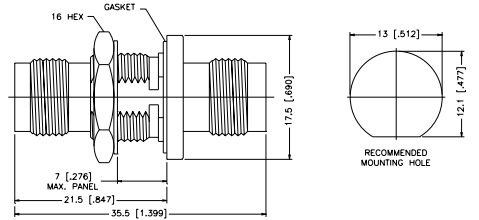
P.N.	Cable Group	Plt.	Ins.	Imp.	Crimp Tool
T7471A1-ND3G-50	N/A	Nickel	Delrin	50	N/A
T7471A1-ND3G-75	N/A	Nickel	Delrin	75	N/A

Remark: 8.0 mm Max. panel thickness



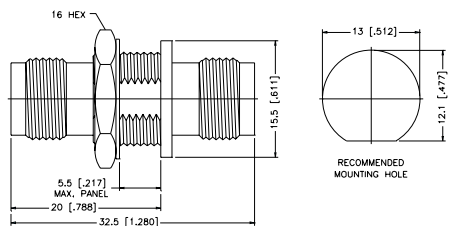
P.N.	Cable Group	Plt.	Ins.	Imp.	Crimp Tool
T7471A2-ND3G-50	N/A	Nickel	Delrin	50	N/A
T7471A2-ND3G-75	N/A	Nickel	Delrin	75	N/A

Remark: 7.0 mm Max. panel thickness



P.N.	Cable Group	Plt.	Ins.	Imp.	Crimp Tool
T7471B1-ND3G-50	N/A	Nickel	Delrin	50	N/A
T7471B1-ND3G-75	N/A	Nickel	Delrin	75	N/A

Remark: Without gasket, 5.5 mm Max. panel thickness

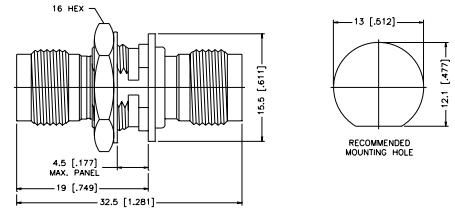


In-Series Bulkhead Feedthrough Adapters

Jack-to-Jack Bulkhead - Isolated Adapter

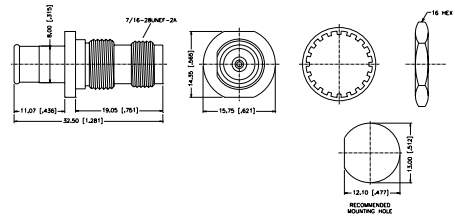
P.N.	Cable Group	Plt.	Ins.	Imp.	Crimp Tool
T7771B1-ND3G-50	N/A	Nickel	Delrin	50	N/A
T7771B1-ND3G-75	N/A	Nickel	Delrin	75	N/A

Remark: With isolated bushing, 4.5 mm Max. panel thickness



Jack-to-Plug Bulkhead Adapter - Push On

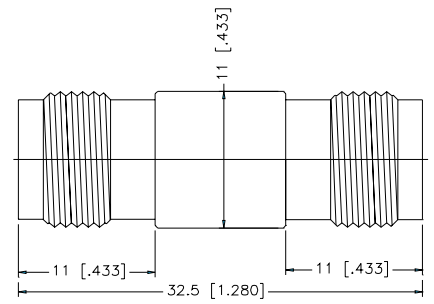
P.N.	Cable Group	Plt.	Ins.	Imp.	Crimp Tool
T5071A1-001-NT3G-75	N/A	Nickel	Teflon	75	N/A



In-Series Adapters

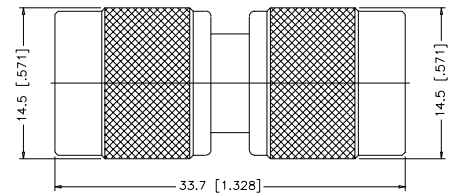
Jack-to-Jack Adapter

P.N.	Cable Group	Plt.	Ins.	Imp.	Crimp Tool
T7071A1-ND3G-50	N/A	Nickel	Delrin	50	N/A
T7071A1-ND3G-75	N/A	Nickel	Delrin	75	N/A



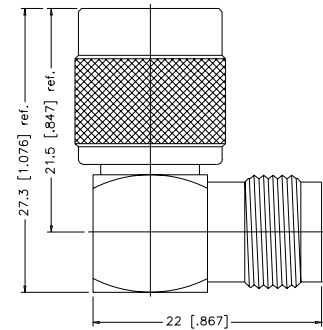
Plug-to-Plug Adapter

P.N.	Cable Group	Plt.	Ins.	Imp.	Crimp Tool
T2071A2-ND3G-50	N/A	Nickel	Delrin	50	N/A
T2071A2-ND3G-75	N/A	Nickel	Delrin	75	N/A



Right Angle Plug-to-Jack Adapter

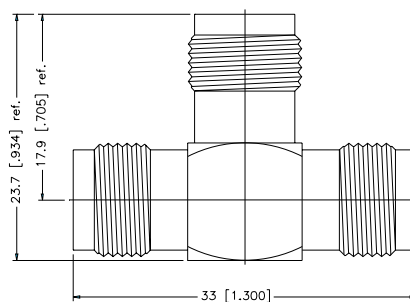
P.N.	Cable Group	Plt.	Ins.	Imp.	Crimp Tool
T5072A1-ND3G-50	N/A	Nickel	Delrin	50	N/A
T5072A1-ND3G-75	N/A	Nickel	Delrin	75	N/A



In-Series Tee Adapters

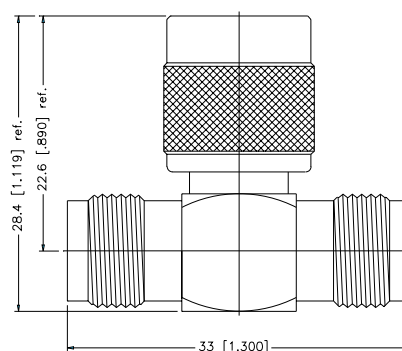
Tee Adapter - Jack-to-Jack-to-Jack

P.N.	Cable Group	Plt.	Ins.	Imp.	Crimp Tool
T8073A1-ND3G-50	N/A	Nickel	Delrin	50	N/A
T8073A1-ND3G-75	N/A	Nickel	Delrin	75	N/A



Tee Adapter - Jack-to-Plug-to-Jack

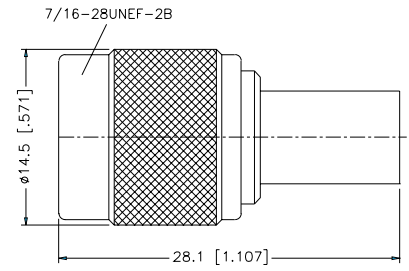
P.N.	Cable Group	Plt.	Ins.	Imp.	Crimp Tool
T9073A1-ND3G-50	N/A	Nickel	Delrin	50	N/A
T9073A1-NT3G-75	N/A	Nickel	Teflon	75	N/A



Terminators

Terminator Plug

P.N.	Cable Group	Plt.	Ins.	Imp.	Crimp Tool
T1004A1-NT3G-50R-1W	N/A	Nickel	Teflon	50	N/A
T1004A1-NT3G-75R-1W	N/A	Nickel	Teflon	75	N/A

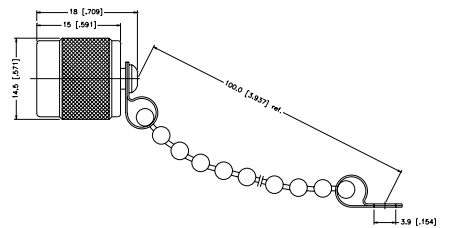


Accessories

Male Cap & Chain

P.N.	Cable Group	Plt.	Ins.	Imp.	Crimp Tool
T1005A1-N	N/A	Nickel	N/A	N/A	N/A

Remark: Chain length 100 mm



N Coaxial Connectors

The Amphenol N connectors with screw coupling are fully interchangeable with N connectors made to the MIL-C-39012 specification. Designed for use in all systems where very good R.F. and mechanical performance is critical, whether it be at low or high frequencies.

Plating for intermodulation problems

Intermodulation problems have long been a serious concern for the telecommunications market. The elimination of all nickel plating on N series connectors has gone a long way to solve this problem. Amphenol offers both silver-plated (no nickel undercoat on body or under 30 μ " gold center contact) and Nexcote-plated connectors. Nexcote is our trade name for the popular white bronze plating, and is fully compatible with all other commercial tri-alloy platings on the market.

Electrical Specifications

Impedance	50 ohm nominal
Frequency	0-11 GHz
Voltage Rating	1500 Volts peak
Dielectric Withstanding Voltage	2500 Volts rms
VSWR	1.3 max. 0-11 GHz
Contact Resistance	Center contact 1.0 milliohm Outer contact 0.2 milliohm
Insulation Resistance	5000 megohms (min)

Note: 75 ohm series connectors are not intermateable with the 50 ohm series.

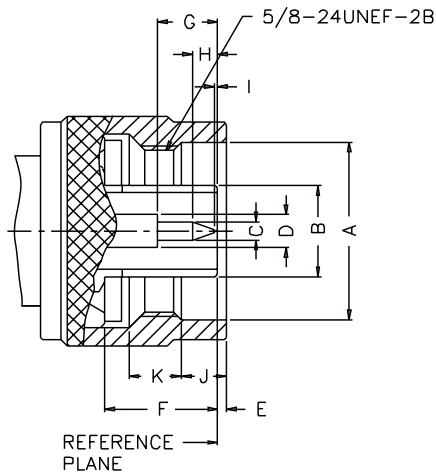
Material Specifications

Parts Name		Material	Finish
Center Contact	Male	Brass	Gold or Silver plated
	Female	Phosphor Bronze (nominal) or Beryllium Copper	Gold or Silver plated
Metal parts		Brass	Nickel*
Insulators		Teflon	None
Clamp gaskets		Sillicone rubber, Synthetic rubber	None
Crimp ferrules		Annealed copper	Nickel*

N Coaxial Connectors

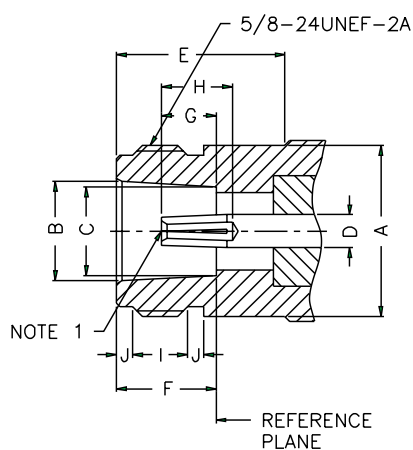
N Coaxial Connectors

Interface mating dimensions



Plug

Letter	Millimeters [Inches]	
	Minimum	Maximum
A	16.00 [.630]	-
B	-	8.38 [.330]
C	1.60 [.063]	1.68 [.066]
D	3.00 [.118]	3.15 [.124]
E	0.41 [.016]	1.52 [.060]
F	10.11 [.398]	10.46 [.412]
G	5.33 [.210]	5.84 [.230]
H	3.30 [.130]	4.32 [.170]
I	0.08 [.003]	-
J	4.01 [.158]	4.27 [.168]
K	4.50 [.177]	5.00 [.197]



Jack

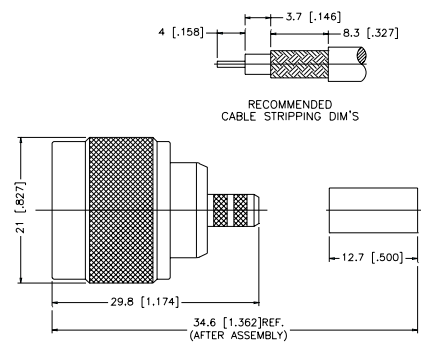
Letter	Millimeters [Inches]	
	Minimum	Maximum
A	-	15.93 [.628]
B	8.53 [.336]	8.74 [.344]
C	8.03 [.316]	8.13 [.320]
D	3.00 [.118]	3.15 [.124]
E	10.72 [.422]	-
F	9.04 [.356]	9.19 [.362]
G	4.75 [.187]	5.26 [.207]
H	5.33 [.210]	-
I	4.37 [.172]	5.13 [.202]
J	1.19 [.047]	1.96 [.077]

All connector bodies, unless otherwise noted, are nickel plated and all contacts are gold plated 3μ". All insulators are Teflon. Silver plating is available. Please contact Amphenol for samples and quotes. All dimensions are in millimeters and [inches].

Crimp Attachment for Flexible Cable and Direct Solder for Semi-Rigid Cable

Straight Crimp Plug - Captive Contact - Standard Cable

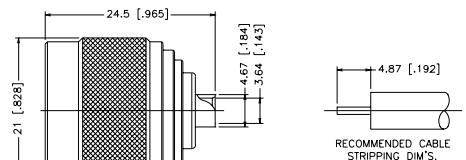
P.N.	Cable Group	Plt.	Ins.	Imp.	Crimp Tool
N1121A1-NT3G-1-50	01	Nickel	Teflon	50	4
N1121A1-NT3G-1A-50	01A	Nickel	Teflon	50	*
N1121A1-NT3G-1B-50	01B	Nickel	Teflon	50	4
N1121C1-NT3G-2-50	02	Nickel	Teflon	50	4
N1121A1-NT3G-3-50	03	Nickel	Teflon	50	4
N1121G1-NT3G-5-50	05	Nickel	Teflon	50	1
N1121G1-NT3G-5A-50	05A	Nickel	Teflon	50	1
N1121A1-NT3G-7-50	07	Nickel	Teflon	50	6
N1121A1-NT3G-7A-50	07A	Nickel	Teflon	50	6 + 4
N1121A1-NT3G-7B-50	07B	Nickel	Teflon	50	4
N1121A2-002-NT3G-7C-50	07C	Nickel	Teflon	50	6
N1121A2-NT3G-7D-50	07D	Nickel	Teflon	50	6
N1121A1-NT3G-8-50	08	Nickel	Teflon	50	5
N1121A4-003-NT3G-17-50	17	Nickel	Teflon	50	.610 hex
N1121A1-NT3G-1839-50	Gore 1839	Nickel	Teflon	50	5
N1121C5-NT3G-LMR500-50	Times LMR500	Nickel	Teflon	50	.610 hex



Assembly Instruction J - page 218

Straight Solder Plug - Semi-Rigid Cable

P.N.	Cable Group	Plt.	Ins.	Imp.	Crimp Tool
N1181A1-3G/NT3G-10-50	10	Nickel/Gold	Teflon	50	N/A
N1181B1-3G/NT3G-11-50	11	Nickel/Gold	Teflon	50	N/A
N1181A2-3G/NT3G-12-50	12	Nickel/Gold	Teflon	50	N/A

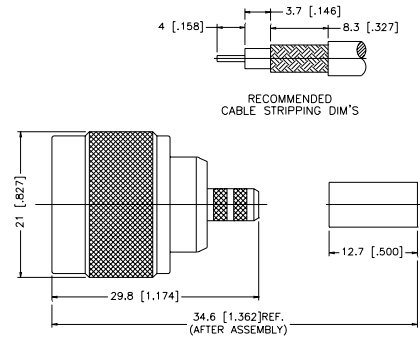


Assembly Instruction G - page 215

Crimp Attachment for Flexible Cable and Direct Solder for Semi-Rigid Cable

Crimp Plug - Ethernet Cable

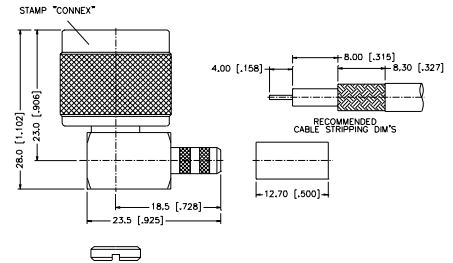
P.N.	Cable Group	Plt.	Ins.	Imp.	Crimp Tool
N1121A1-NT3G-9880-50	9880	Nickel	Teflon	50	6
N1121A1-NT3G-89880-50	89880	Nickel	Teflon	50	6



Assembly Instruction J - page 218

Right Angle Crimp Plugs - Standard Cable

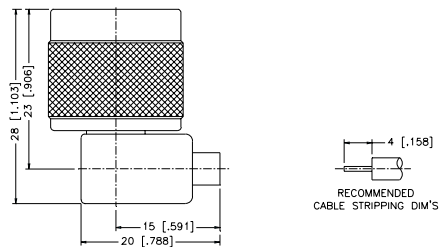
P.N.	Cable Group	Plt.	Ins.	Imp.	Crimp Tool
N1112B1-001-NT3G-1-50	01	Nickel	Teflon	50	3 or 4
N1112B1-001-NT3G-1A-50	01A	Nickel	Teflon	50	3 or 4
N1112B1-001-NT3G-1B-50	01B	Nickel	Teflon	50	3 or 4
N1112A1-NT3G-3-50	03	Nickel	Teflon	50	4
N1112E2-NT3G-5-50	05	Nickel	Teflon	50	3
N1112E1-NT3G-5A-50	05A	Nickel	Teflon	50	1 or 2
N1112B2-002-NT3G-7-50	07	Nickel	Teflon	50	6
N1112B2-001-NT3G-7A-50	07A	Nickel	Teflon	50	6
N1112B2-NT3G-7B-50	07B	Nickel	Teflon	50	4
N1112B4-NT3G-17-50	17	Nickel	Teflon	50	.610 hex
N1112B4-NT3G-LMR500-50	LMR500	Nickel	Teflon	50	.600 hex



Assembly Instruction I - page 217

Right Angle Solder Plug - Semi-Rigid Cable

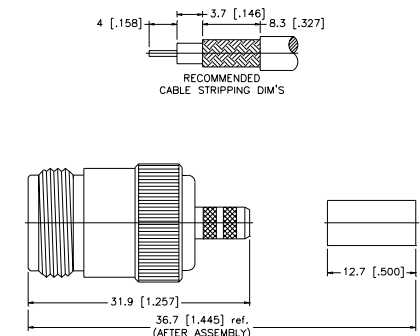
P.N.	Cable Group	Plt.	Ins.	Imp.	Crimp Tool
N1182A1-NT3G-10-50	10	Nickel	Teflon	50	N/A
N1182A1-NT3G-11-50	11	Nickel	Teflon	50	N/A
N1182A1-NT3G-12-50	12	Nickel	Teflon	50	N/A



Assembly Instruction D - page 212

Crimp Jack - Captive Contact - Standard Cable

P.N.	Cable Group	Plt.	Ins.	Imp.	Crimp Tool
N6121A1-NT3G-1-50	01	Nickel	Teflon	50	4
N6121A1-NT3G-1A-50	01A	Nickel	Teflon	50	4
N6121A1-NT3G-1B-50	01B	Nickel	Teflon	50	4
N6121A1-NT3G-3-50	03	Nickel	Teflon	50	4
N6121G1-NT3G-5-50	05	Nickel	Teflon	50	1
N6121G1-NT3G-5A-50	05A	Nickel	Teflon	50	2 + 1
N6121A1-NT3G-7-50	07	Nickel	Teflon	50	6
N6121A1-NT3G-7A-50	07A	Nickel	Teflon	50	6 + 4
N6121A1-NT3G-7B-50	07B	Nickel	Teflon	50	4
N6121A2-NT3G-7C-50	07C	Nickel	Teflon	50	6
N6121A4-001-NT3G-17-50	17	Nickel	Teflon	50	.610 hex
N6121C5-NT3G-LMR500-50	LMR500	Nickel	Teflon	50	.600 hex

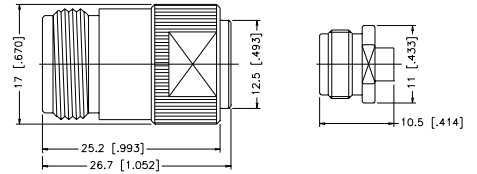
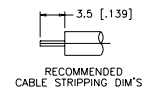


Assembly Instruction J - page 218

Crimp Attachment for Flexible Cable and Direct Solder for Semi-Rigid Cable

Solder Jack - Semi-Rigid Cable

P.N.	Cable Group	Plt.	Ins.	Imp.	Crimp Tool
N6181A1-N/3GT3G-10-50	10	Nickel/Gold	Teflon	50	N/A
N6181A1-N/3GT3G-11-50	11	Nickel/Gold	Teflon	50	N/A

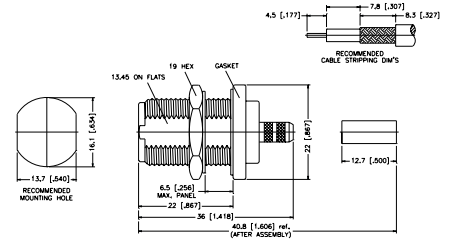


Assembly Instruction G - page 215

Bulkhead Crimp Jack - Captive Contact - Standard Cable

P.N.	Cable Group	Plt.	Ins.	Imp.	Crimp Tool
N6421A1-NT3G-1-50	01	Nickel	Teflon	50	3 or 4
N6421A1-NT3G-1A-50	01A	Nickel	Teflon	50	4
N6421A1-NT3G-1B-50	01B	Nickel	Teflon	50	4
N6421C1-001-NT3G-2-50	02	Nickel	Teflon	50	4
N6421C1-001-NT3G-3-50	03	Nickel	Teflon	50	4
N6421G1-NT3G-5-50	05	Nickel	Teflon	50	1 or 2
N6311A1-NT3G-5-50	05	Nickel	Teflon	50	1
Front Mount					
N6421G1-001-NT3G-5A-50	05A	Nickel	Teflon	50	2
N6421A1-NT3G-7-50	07	Nickel	Teflon	50	6 + 1
N6421A1-NT3G-7A-50	07A	Nickel	Teflon	50	6 + 1
N6421A1-NT3G-7B-50	07B	Nickel	Teflon	50	4
N6421A2-NT3G-7C-50	07C	Nickel	Teflon	50	6
N6421A4-NT3G-17-50	17	Nickel	Teflon	50	.610 hex
N6421C5-NT3G-LMR500-50	LMR500	Nickel	Teflon	50	.600 hex

Remark: Rear Mount, except where indicated

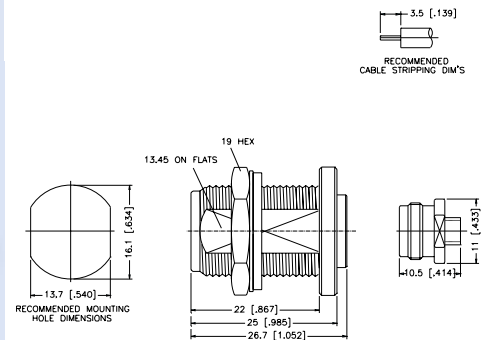


Assembly Instruction J - page 218

Bulkhead Solder Jack - Semi-Rigid Cable

P.N.	Cable Group	Plt.	Ins.	Imp.	Crimp Tool
N6481A2-001-NT3G-10-50	10	Nickel	Teflon	50	N/A
N6381A1-N/3GT3G-10-50	10	Nickel/Gold	Teflon	50	N/A
Front Mount					
N6481A2-NT3G-11-50	11	Nickel	Teflon	50	N/A
N6381A1-N/3GT3G-11-50	11	Nickel/Gold	Teflon	50	N/A
Front Mount					
N6481A2-NT3G-12-50	12	Nickel	Teflon	50	N/A

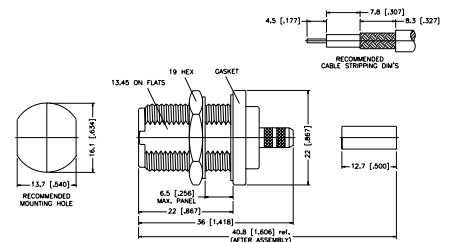
Remark: Rear Mount, except where indicated



Assembly Instruction G - page 215

Bulkhead Crimp Jack - Ethernet Cable

P.N.	Cable Group	Plt.	Ins.	Imp.	Crimp Tool
N6421A1-NT3G-9880-50	9880	Nickel	Teflon	50	6
N6421A1-NT3G-89880-50	89880	Nickel	Teflon	50	6

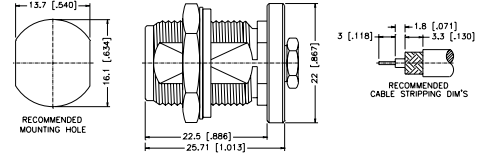


Crimp On
Assembly Instruction J - page 218

Crimp Attachment for Flexible Cable and Direct Solder for Semi-Rigid Cable

Bulkhead Clamp Jack - Rear Mount - Miniature Cable

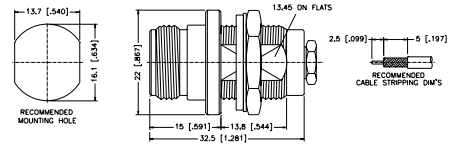
P.N.	Cable Group	Plt.	Ins.	Imp.	Crimp Tool
N6441H1-001-NT30G-5-50 Rear Mount Flatwasher	05	Nickel	Teflon	50	N/A
N6441H1-002-NT30G-5-50 Rear Mount Starwasher	05	Nickel	Teflon	50	N/A



Assembly Instruction N - page 222

Bulkhead Clamp Jack - Front Mount - Miniature Cable

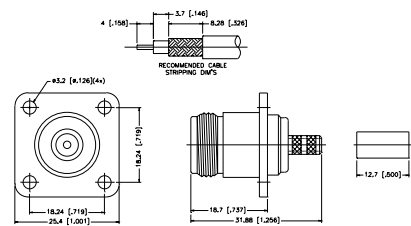
P.N.	Cable Group	Plt.	Ins.	Imp.	Crimp Tool
N6341A1-001-NT3G-5-50	05	Nickel	Teflon	50	N/A



Assembly Instruction N - page 222

Straight Crimp Panel Jack - Captive Contact - Flexible Cable

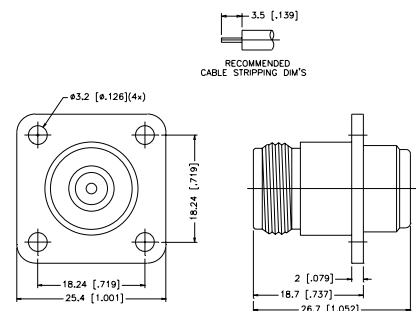
P.N.	Cable Group	Plt.	Ins.	Imp.	Crimp Tool
N6521A1-NT3G-1-50	01	Nickel	Teflon	50	4
N6521A1-NT3G-1A-50	01A	Nickel	Teflon	50	4
N6521A1-NT3G-1B-50	01B	Nickel	Teflon	50	4
N6521G1-NT3G-5-50	05	Nickel	Teflon	50	1 or 2
N6521G1-NT3G-5A-50	05A	Nickel	Teflon	50	2
N6521A1-NT3G-7-50	07	Nickel	Teflon	50	4
N6521A1-NT3G-7A-50	07A	Nickel	Teflon	50	6



Assembly Instruction J - page 218

Straight Solder Panel Jack - Semi-Rigid Cable

P.N.	Cable Group	Plt.	Ins.	Imp.	Crimp Tool
N6581A1-NT3G-10-50	10	Nickel	Teflon	50	N/A
N6581A1-NT3G-11-50	11	Nickel	Teflon	50	N/A

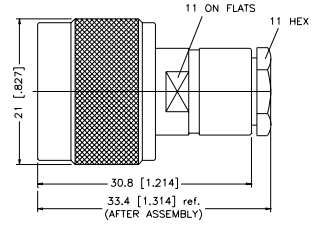
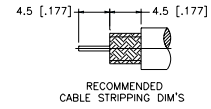


Assembly Instruction E - page 213

Clamp Attachment for Flexible Cable

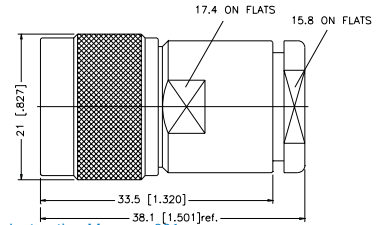
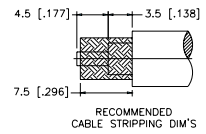
Straight Solder Plug - Captive Contact - Standard Cable

P.N.	Cable Group	Plt.	Ins.	Imp.	Crimp Tool
N1141A1-NT3G-1-50	01	Nickel	Teflon	50	N/A
N1141A1-NT3G-3-50	03	Nickel	Teflon	50	N/A



Assembly Instruction M - page 221

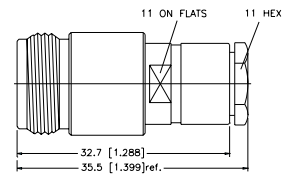
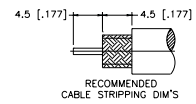
P.N.	Cable Group	Plt.	Ins.	Imp.	Crimp Tool
N1141A2-NT3G-7-50	07	Nickel	Teflon	50	N/A



Assembly Instruction M - page 221

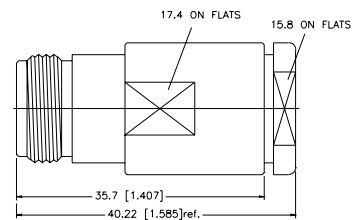
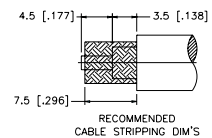
Straight Solder Jack - Captive Contact - Standard Cable

P.N.	Cable Group	Plt.	Ins.	Imp.	Crimp Tool
N6141A1-NT3G-1-50	01	Nickel	Teflon	50	N/A
N6141A1-NT3G-3-50	03	Nickel	Teflon	50	N/A



Assembly Instruction M - page 221

P.N.	Cable Group	Plt.	Ins.	Imp.	Crimp Tool
N6141A2-NT3G-7-50	07	Nickel	Teflon	50	N/A



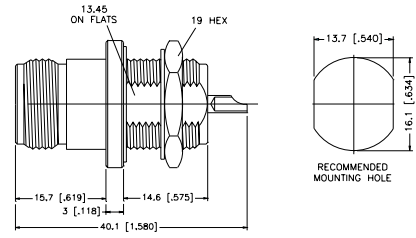
Assembly Instruction M - page 221

Bulkhead Mount Solder Receptacles

Bulkhead Receptacle - Front Mount

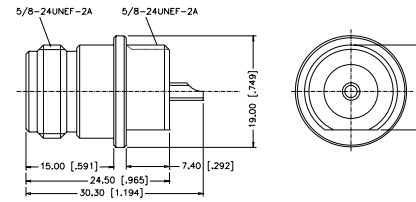
P.N.	Cable Group	Plt.	Ins.	Imp.	Crimp Tool
N6351A1-NT3G-50	N/A	Nickel	Teflon	50	N/A

Remark: Non-hermetic



Bulkhead Receptacle - Front Mount

P.N.	Cable Group	Plt.	Ins.	Imp.	Crimp Tool
N6351B1-005-NT3G-50	N/A	Nickel	Teflon	50	N/A

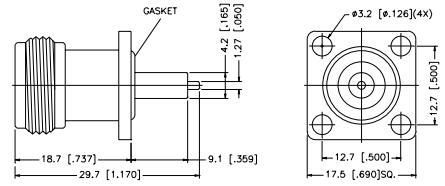


Panel Mount/Solder Receptacles

Panel Receptacle Jack - Exposed TFE Type

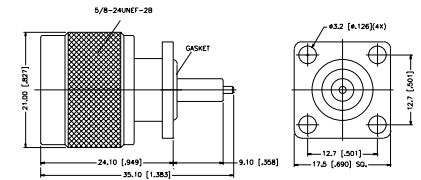
P.N.	Cable Group	Plt.	Ins.	Imp.	Crimp Tool
N6551E1-NT3G-50	N/A	Nickel	Teflon	50	N/A
N6551E1-015-NT20G-50	N/A	Nickel	Teflon	50	N/A

Remark: With gasket.
Extended Teflon insulation available in various lengths.
Contact Amphenol for part number and availability.



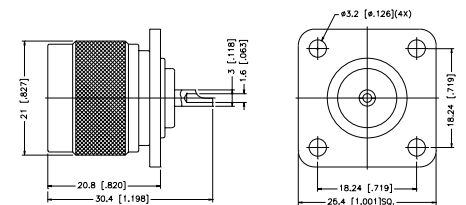
Panel Receptacle Plug - Exposed TFE Type

P.N.	Cable Group	Plt.	Ins.	Imp.	Crimp Tool
N1551E1-NT3G-50	N/A	Nickel	Teflon	50	N/A



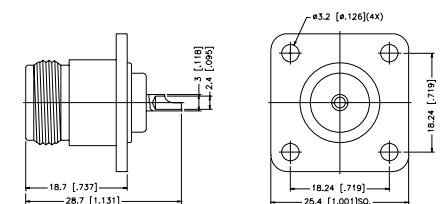
Panel Receptacle Plug - Solder Cup Terminal

P.N.	Cable Group	Plt.	Ins.	Imp.	Crimp Tool
N1551A1-NT3G-50	N/A	Nickel	Teflon	50	N/A



Panel Receptacle Jack - Solder Cup terminal

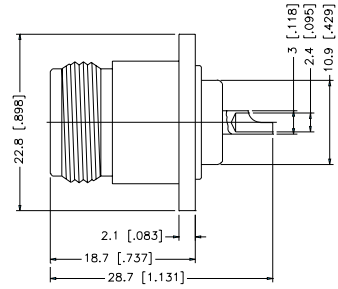
P.N.	Cable Group	Plt.	Ins.	Imp.	Crimp Tool
N6551A1-NT3G-50	N/A	Nickel	Teflon	50	N/A
N6551A1-017-NT3G-50	N/A	Nickel	Teflon	50	N/A
Captive Center Contact					
N6551A1-015-NT3G-50	N/A	Nickel	Teflon	50	N/A
Flush Rear					



Panel Mount/Solder Receptacles

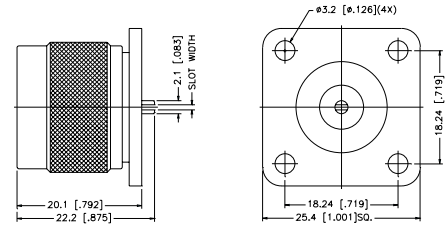
Panel Receptacle Jack - Solder Cup Terminal - Round Flange

P.N.	Cable Group	Plt.	Ins.	Imp.	Crimp Tool
N6551A1-013-NT3G-50	N/A	Nickel	Teflon	50	N/A



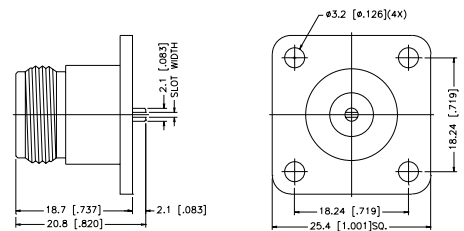
Panel Receptacle Plug - Slot Terminal

P.N.	Cable Group	Plt.	Ins.	Imp.	Crimp Tool
N1551C1-NT3G-0.3-50 Slot width: 0.3 mm, 0.5 mm, 0.7 mm, 0.9 mm	N/A	Nickel	Teflon	50	N/A
N1551M1-001-NT3G-50 Flat Tab	N/A	Nickel	Teflon	50	N/A



Panel Receptacle Jack - Slot Terminal

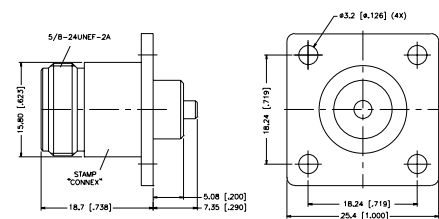
P.N.	Cable Group	Plt.	Ins.	Imp.	Crimp Tool
N6551C1-NT3G-0.3-50 Slot width: 0.3 mm, 0.5 mm, 0.7 mm, 0.9 mm	N/A	Nickel	Teflon	50	N/A
N6551E3-001-NT3G-50 2-Hole Flange Blunt Post	N/A	Nickel	Teflon	50	N/A
N6551C1-002-NT3G-50 .5 Flange Slotted Post	N/A	Nickel	Teflon	50	N/A
N6551C1-003-NT3G-50 .118 Diameter Contact Slotted Post	N/A	Nickel	Teflon	50	N/A
N6551C2-001-NT3G-50 .690 Flange Slotted Post	N/A	Nickel	Teflon	50	N/A



Panel Receptacle Jack - Extended Teflon

P.N.	Cable Group	Plt.	Ins.	Imp.	Crimp Tool
N6551A1-004-NT3G	N/A	Nickel	Teflon	50	N/A

Remark: Contact Amphenol for various lengths availability



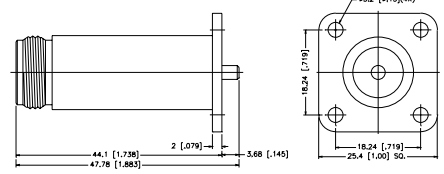
Panel Mount/Solder Receptacles

Panel Receptacle Jack - Extended Body

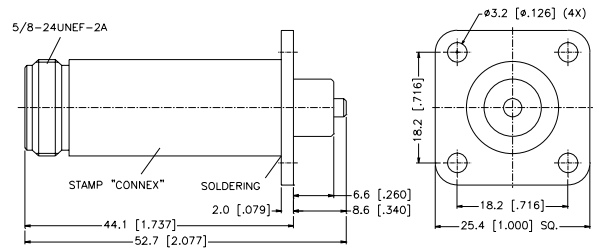
P.N.	Cable Group	Plt.	Ins.	Imp.	Crimp Tool
N6551A1-012-NT3G-50 Blunt Post	N/A	Nickel	Teflon	50	N/A
N6551A1-019-NT3G-50 Extended Teflon	N/A	Nickel	Teflon	50	N/A



N6551A1-012-NT3G-50

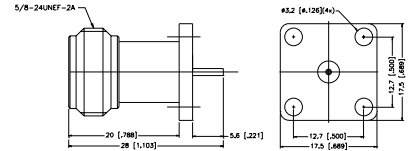


N6551A1-019-NT3G-50



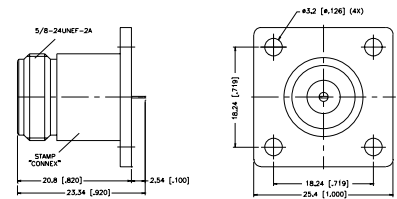
Panel Receptacle Jack - Extended body - Post Contact

P.N.	Cable Group	Plt.	Ins.	Imp.	Crimp Tool
N6551E1-020-NT3G-50	N/A	Nickel	Teflon	50	N/A



Panel receptacle Jack - Tab Post

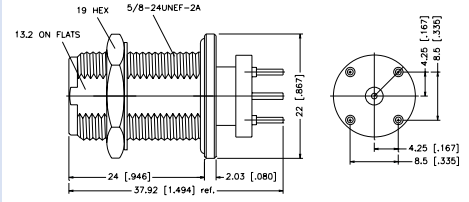
P.N.	Cable Group	Plt.	Ins.	Imp.	Crimp Tool
N6551M1-001-NT3G-50	N/A	Nickel	Teflon	50	N/A



Printed Circuit Board Connectors

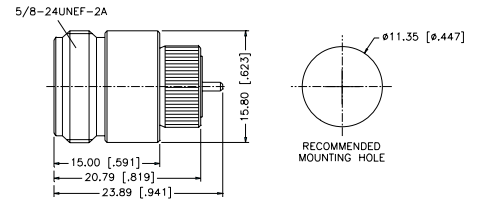
Straight P.C. Board Receptacle - Four Legs

P.N.	Cable Group	Plt.	Ins.	Imp.	Crimp Tool
N645100-003-T/NT3G-50 PCB Legs, Bright Tin	N/A	Nickel	Teflon	50	N/A



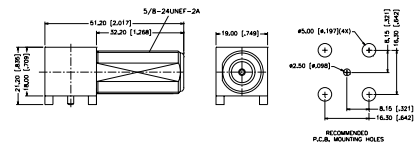
Press Fit Receptacle

P.N.	Cable Group	Plt.	Ins.	Imp.	Crimp Tool
N6051A1-001-NT3G-50	N/A	Nickel	Teflon	50	N/A



Right Angle P.C. Board Receptacle

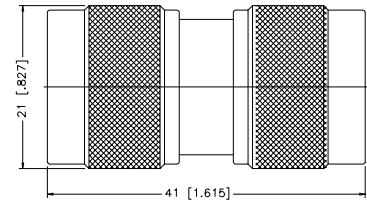
P.N.	Cable Group	Plt.	Ins.	Imp.	Crimp Tool
N625200-001-TT30G-50	N/A	Tin Lead	Teflon	50	N/A



In-Series Adapters

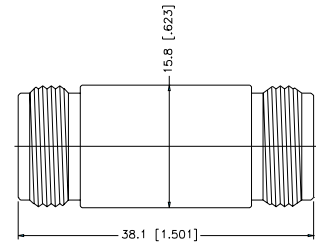
Plug-to-Plug Adapter

P.N.	Cable Group	Plt.	Ins.	Imp.	Crimp Tool
N2071A1-NT3G-50	N/A	Nickel	Teflon	50	N/A
NM-RNM-NT3G-50 N Plug Reverse Polarized to N Jack	N/A	Nickel	Teflon	50	N/A
NF-RNF-NT3G-50 N Jack Reverse Polarized to N Plug	N/A	Nickel	Teflon	50	N/A



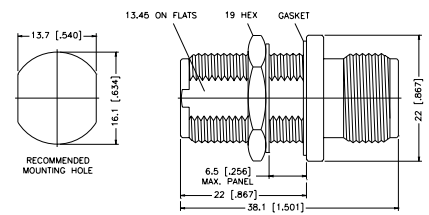
Jack-to-Jack Adapter

P.N.	Cable Group	Plt.	Ins.	Imp.	Crimp Tool
N7071A1-NT3G-50	N/A	Nickel	Teflon	50	N/A



Jack-to-Jack Bulkhead Adapter

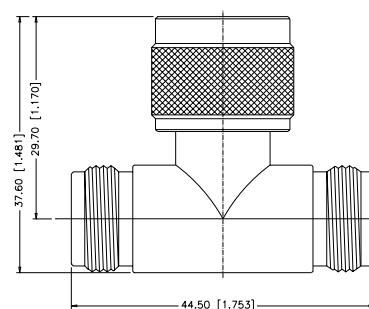
P.N.	Cable Group	Plt.	Ins.	Imp.	Crimp Tool
N7471A1-NT3G-50	N/A	Nickel	Teflon	50	N/A



In-Series Tee Adapters

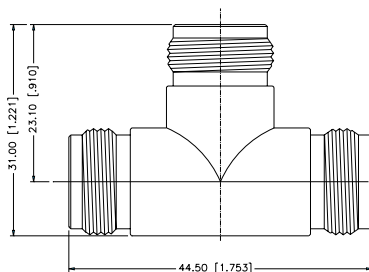
Tee Adapter - Jack-to-Plug-to-Jack

P.N.	Cable Group	Plt.	Ins.	Imp.	Crimp Tool
N9073A1-NT3G-50	N/A	Nickel	Teflon	50	N/A



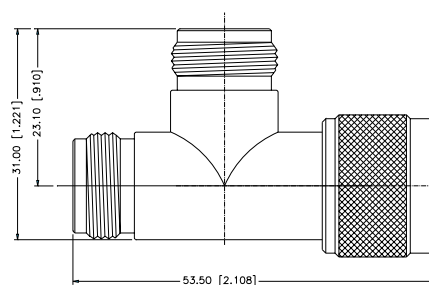
Tee Adapter - Jack-to-Jack-to-Jack

P.N.	Cable Group	Plt.	Ins.	Imp.	Crimp Tool
N8073A1-NT3G-50	N/A	Nickel	Teflon	50	N/A



Tee Adapter - Plug-to-Jack-to-Jack

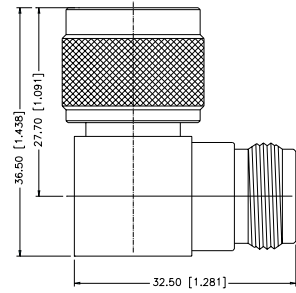
P.N.	Cable Group	Plt.	Ins.	Imp.	Crimp Tool
N9073A1-001-NT3G-50	N/A	Nickel	Teflon	50	N/A



In-Series Angle Adapters

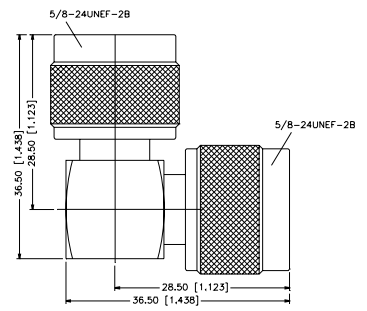
Angle Adapter - Plug-to-Jack

P.N.	Cable Group	Plt.	Ins.	Imp.	Crimp Tool
N5072A1-NT3G-50	N/A	Nickel	Teflon	50	N/A
N5072A2-NT3G-50	N/A	Nickel	Teflon	50	N/A
High Performance					



Angle Adapter - Plug-to-Plug

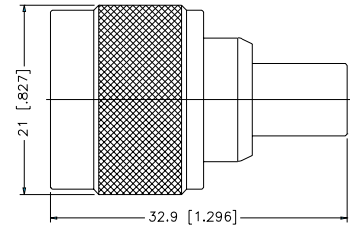
P.N.	Cable Group	Plt.	Ins.	Imp.	Crimp Tool
N2072A1-NT3G-50	N/A	Nickel	Teflon	50	N/A



Terminators

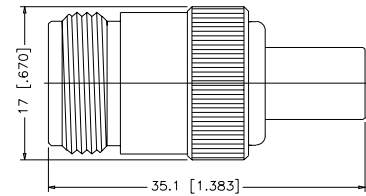
Terminator Plug

P.N.	Cable Group	Plt.	Ins.	Imp.	Crimp Tool
N1004A1-NT3G-50R-1W	N/A	Nickel	Teflon	50	N/A
N1004A2-NT3G-50R-0.01-1W High Frequency	N/A	Nickel	Teflon	50	N/A



Terminator Jack

P.N.	Cable Group	Plt.	Ins.	Imp.	Crimp Tool
N6004A1-NT3G-50R-0.05-1W	N/A	Nickel	Teflon	50	N/A

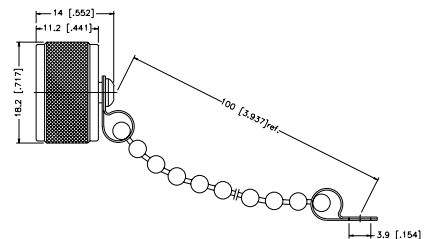


Accessories

Male Cap & Chain

P.N.	Cable Group	Plt.	Ins.	Imp.	Crimp Tool
U1005A1-N	N/A	Nickel	N/A	N/A	N/A

Remark: Chain length 100 [3.94]



Amphenol 7/16 series connectors provide superior performance for both return loss and intermodulation distortion. These connectors are ideal for those applications where vibration resistance and environmental protection is important, such as radio base stations and broadcast communication applications.

Connectors are 50 ohm impedance with standard M 29 x 1.5 metric threaded coupling. Designed to conform to the DIN standards, featuring excellent power-handling capability and low VSWR up to 7.5 GHz.

Electrical Specifications

Impedance	50 ohm
Frequency range	0-7,5 GHz
Working Voltage	2700 VRMS maximum at sea level
Dielectric Withstanding Voltage	4000 VRSM minimum at sea level
VSWR	Straight: 1.3 maximum Right Angel: 1.5 maximum
Contact resistance	Center Contact: 0.4 milliohms maximum Outer Contact: 0.2 milliohms maximum
Insulation resistance	5000 Megohms minimum

Material Specifications

Parts Name	Material	Finish
Body metal parts	Brass per QQ-B-626	Silver
Contacts	Male	Brass per QQ-B-626
	Female	Beryllium copper per QQ-C-530
Insulator	PTFE	None
Gasket	Silicone rubber	None
Crimp ferrule	Annealed copper	Silver

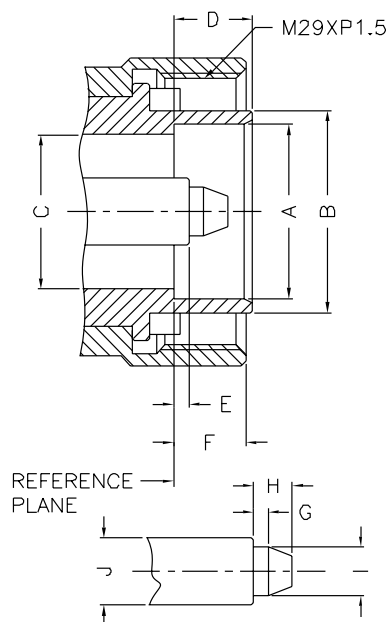
Note: Other materials/finishes are available on request.

Mechanical Specifications

Coupling nut retention	225 lbs. maximum
Coupling proof torque	310 in-lbs. maximum
Contact retention	45 lbs. minimum
Durability (mating)	500 cyles minimum (for beryllium copper female contact only)

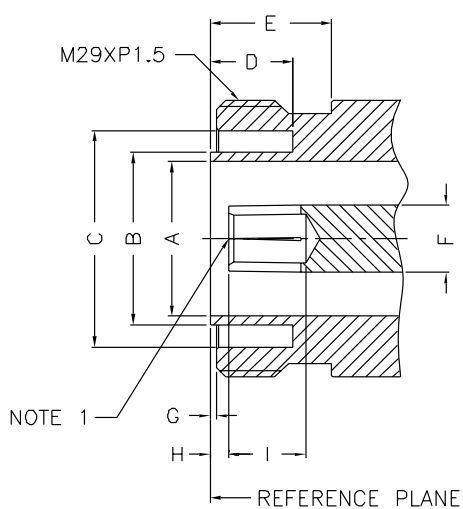
7/16 Coaxial Connectors

Interface mating dimensions



Plug

Letter	Millimeters [Inches]	
	Minimum	Maximum
A	18.03 [.710]	18.21 [.717]
B	20.60 [.812]	21.40 [.843]
C	15.85 [.624]	16.25 [.640]
D	7.00 [.276]	8.00 [.315]
E	1.47 [.085]	1.77 [.070]
F	7.00 [.276]	9.00 [.355]
G	1.40 [.055]	1.60 [.063]
H	-	4.50 [.177]
I	4.96 [.195]	5.04 [.199]
J	6.97 [.275]	7.03 [.277]



Jack

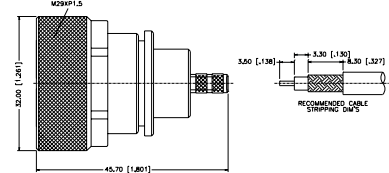
Letter	Millimeters [Inches]	
	Minimum	Maximum
A	15.85 [.624]	16.25 [.640]
B	-	18.00 [.709]
C	22.10 [.871]	22.90 [.902]
D	8.10 [.319]	-
E	10.00 [.394]	-
F	6.97 [.275]	7.03 [.277]
G	0.50 [.020]	0.70 [.028]
H	1.77 [.070]	2.07 [.082]
I	5.00 [.197]	-

All connector bodies and center contacts, unless otherwise noted, are silver-plated with no nickel undercoat.
 All dimensions are shown in millimeters [inches].

Plug Crimp Attachment for Flexible Cable and Direct Solder for Semi-Rigid Cable

Straight Crimp Plug - Flexible Cable

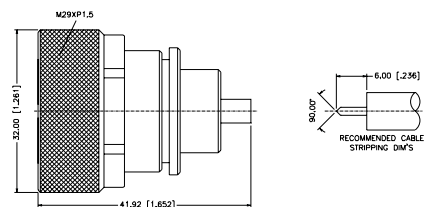

P.N.	Cable Group	Plt.	Ins.	Imp.	Crimp Tool
7161111A1-120STS-1-50	01	Silver	Teflon	50	3
7161111A1-120STS-1A-50	01A	Silver	Teflon	50	3
7161111A1-120STS-5-50	05	Silver	Teflon	50	2
7161111A1-120STS-7-50	07	Silver	Teflon	50	6
7161111A1-120STS-7A-50	07A	Silver	Teflon	50	6
7161111A2-120STS-7C-50	07C	Silver	Teflon	50	6
7161111A2-120STS-17-50	17	Silver	Teflon	50	.610HEX



Assembly Instruction J - page 218

Straight Solder Plug - Semi-Rigid Cable

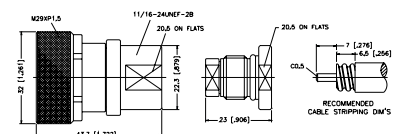
P.N.	Cable Group	Plt.	Ins.	Imp.	Crimp Tool
7161181A1-120STS-10-50	10	Silver	Teflon	50	N/A
7161181B1-120STS-11-50	11	Silver	Teflon	50	N/A
7161181A1-120STS-12-50	12	Silver	Teflon	50	N/A



Assembly Instruction E - page 213

Straight Clamp Plug - Super Flex Cable

P.N.	Cable Group	Plt.	Ins.	Imp.	Crimp Tool
7161141A1-120STS-3/8-50	3/8" Superflex	Silver	Teflon	50	N/A
7161141A1-120STS-1/2-50	1/2" Superflex	Silver	Teflon	50	N/A
7161141A1-120STS-7/8A-50	7/8" Helical	Silver	Teflon	50	N/A

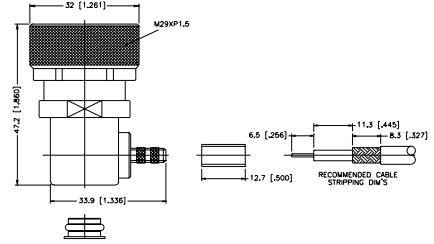


Assembly Instruction Q - page 225

Angle Plug Crimp Attachment for Flexible Cable and Direct Solder for Semi-Rigid Cable

Right Angle Crimp Plug - Flexible Cable

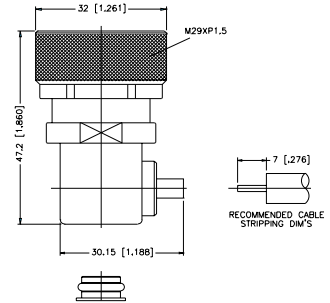
P.N.	Cable Group	Plt.	Ins.	Imp.	Crimp Tool
7161142A1-120STS-1-50	01	Silver	Teflon	50	3
7161142A1-120STS-1A-50	01A	Silver	Teflon	50	3
7161112A1-120STS-7-50	07	Silver	Teflon	50	6
7161112A1-120STS-7A-50	07A	Silver	Teflon	50	6
7161112A1-120STS-7C-50	07C	Silver	Teflon	50	6
7161112A1-120STS-17-50	17	Silver	Teflon	50	.610HEX



Assembly Instruction I - page 217

Right Angle Solder Plug - Semi-Rigid Cable

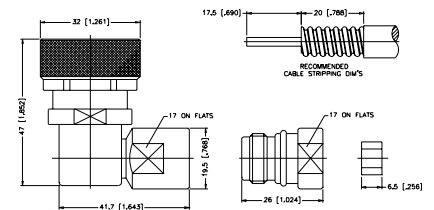
P.N.	Cable Group	Plt.	Ins.	Imp.	Crimp Tool
7161182A1-120STS-10-50	10	Silver	Teflon	50	N/A
7161182A2-120STS-11-50	11	Silver	Teflon	50	N/A
7161182A1-120STS-12-50	12	Silver	Teflon	50	N/A



Assembly Instruction D - page 212

Right Angle Clamp Plug - Super Flex Cable

P.N.	Cable Group	Plt.	Ins.	Imp.	Crimp Tool
7161142A1-120STS-3/8-50	3/8" Superflex	Silver	Teflon	50	N/A
7161142A1-120STS-1/2-50	1/2" Superflex	Silver	Teflon	50	N/A
7161142A1-120STS-7/8A-50	7/8" Helical	Silver	Teflon	50	N/A

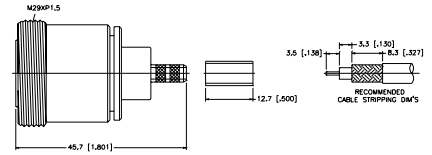


Assembly Instruction Q - page 225

Jack Crimp Attachment for Flexible cable and Direct Solder for Semi-Rigid Cable

Straight Crimp Jack - Flexible Cable

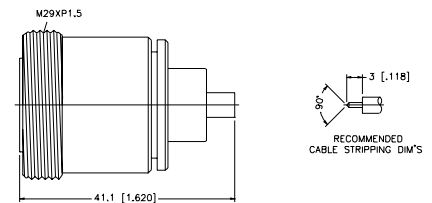
P.N.	Cable Group	Plt.	Ins.	Imp.	Crimp Tool
7166111A1-120STS-1-50	01	Silver	Teflon	50	3
7166111A1-120STS-1A-50	01A	Silver	Teflon	50	3
7166111A1-120STS-7-50	07	Silver	Teflon	50	6
7166111A1-120STS-7A-50	07A	Silver	Teflon	50	6
7166111A2-120STS-7C-50	07C	Silver	Teflon	50	6
7166111A2-120STS-17-50	17	Silver	Teflon	50	.610HEX



Assembly Instruction J - page 218

Straight Solder Jacks - Semi-Rigid Cable

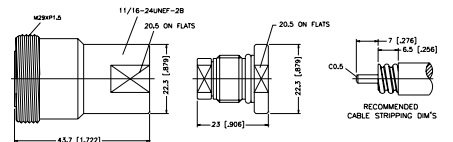
P.N.	Cable Group	Plt.	Ins.	Imp.	Crimp Tool
7166181A1-120STS-10-50	10	Silver	Teflon	50	N/A
7166181A1-120STS-11-50	11	Silver	Teflon	50	N/A
7166181A1-120STS-12-50	12	Silver	Teflon	50	N/A



Assembly Instruction E - page 213

Straight Clamp Jack - Super Flex Cable

P.N.	Cable Group	Plt.	Ins.	Imp.	Crimp Tool
7166141A1-120STS-3/8-50	3/8" Superflex	Silver	Teflon	50	N/A
7166141A1-120STS-1/2-50	1/2" Superflex	Silver	Teflon	50	N/A
7166141A1-120STS-7/8A-50	7/8" Helical	Silver	Teflon	50	N/A



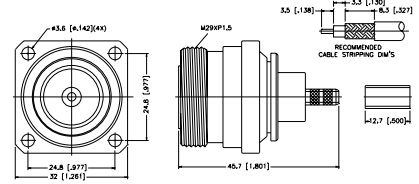
Assembly Instruction Q - page 225

Panel Jack Crimp Attachment for Flexible Cable and Direct solder for Semi-Rigid Cable

Panel Crimp Jack - Flexible Cable

P.N.	Cable Group	Plt.	Ins.	Imp.	Crimp Tool
7166511A1-120STS-1-50	01	Silver	Teflon	50	3
7166511A1-120STS-1A-50	01A	Silver	Teflon	50	3
7166511A1-120STS-7-50	07	Silver	Teflon	50	6
7166511A1-120STS-7A-50	07A	Silver	Teflon	50	6
7166511A2-120STS-7C-50	07C	Silver	Teflon	50	6

7166511A2-120STS-17-50 17 Silver Teflon 50 .610HEX
 Remark: for O-ring gasket, add -10 to part number



Assembly Instruction J - page 218

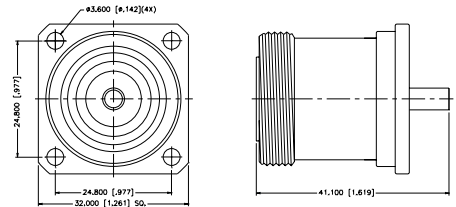
Panel Solder Jack - Semi-Rigid Cable

P.N.	Cable Group	Plt.	Ins.	Imp.	Crimp Tool
7166581A1-120STS-10-50	10	Silver	Teflon	50	N/A
7166581B1-120STS-11-50	11	Silver	Teflon	50	N/A
7166581A1-120STS-12-50	12	Silver	Teflon	50	N/A

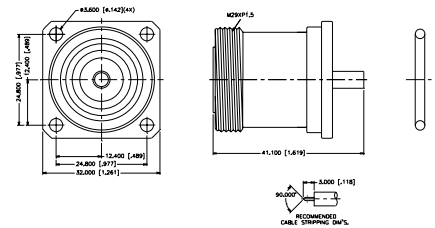
Remark: for O-ring gasket, add -10 to part number



7166581A1-120STS-10-50



7166581A1-120STS-10-50-10

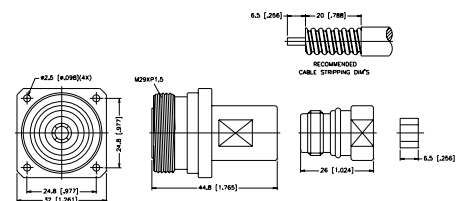



Assembly Instruction E - page 213

Panel Clamp Jack - Super Flex Cable

P.N.	Cable Group	Plt.	Ins.	Imp.	Crimp Tool
7166541A1-120STS-3/8-50	3/8"	Silver	Teflon	50	N/A
7166541A1-120STS-1/2-50	1/2"	Silver	Teflon	50	N/A

Remark: for O-ring gasket, add -10 to part number

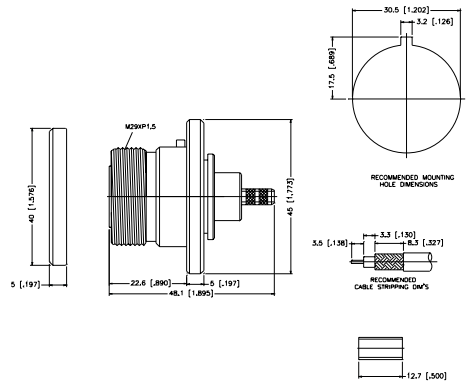


Assembly Instruction Q - page 225

Bulkhead Jack Crimp Attachment for Flexible Cable and Direct Solder for Semi-Rigid Cable

Bulkhead Crimp Jack - Flexible Cable

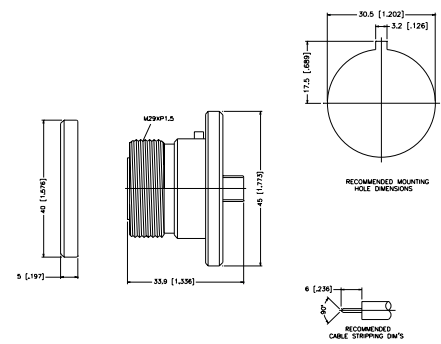
P.N.	Cable Group	Plt.	Ins.	Imp.	Crimp Tool
7166411A1-120STS-1-50	01	Silver	Teflon	50	3
7166411B2-120STS-1A-50	01A	Silver	Teflon	50	3
7166411B1-120STS-7-50	07	Silver	Teflon	50	6
7166411B1-120STS-7A-50	07A	Silver	Teflon	50	6
7166411A1-120STS-7C-50	07C	Silver	Teflon	50	6
7166411A1-120STS-17-50	17	Silver	Teflon	50	.610HEX



Assembly Instruction J - page 218

Bulkhead Solder Jack - Semi-Rigid Cable

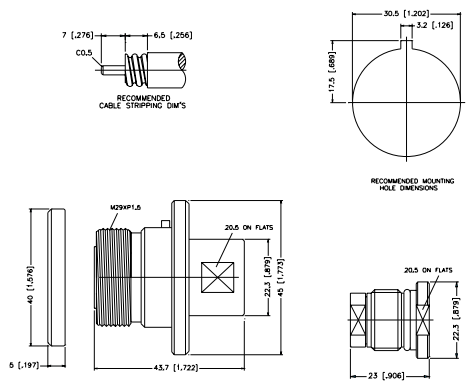
P.N.	Cable Group	Plt.	Ins.	Imp.	Crimp Tool
7166481A1-120STS-10-50	10	Silver	Teflon	50	N/A
7166481B1-120STS-11-50	11	Silver	Teflon	50	N/A
7166481A1-120STS-12-50	12	Silver	Teflon	50	N/A



Assembly Instruction E - page 213

Bulkhead Clamp Jack - Corrugated Cable

P.N.	Cable Group	Plt.	Ins.	Imp.	Crimp Tool
7166441A1-120STS-3/8-50	3/8" Superflex	Silver	Teflon	50	N/A
7166441A1-120STS-1/2-50	1/2" Superflex	Silver	Teflon	50	N/A
7166441A1-120STS-7/8A-50	7/8" Helical	Silver	Teflon	50	N/A

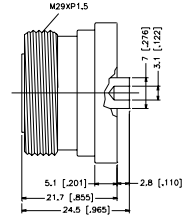
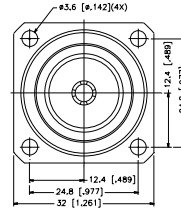


Assembly Instruction Q - page 225

Panel Receptacles

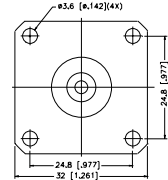
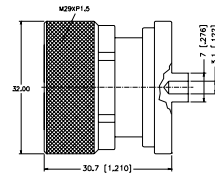

Panel Jack Receptacles

P.N.	Cable Group	Plt.	Ins.	Imp.	Crimp Tool
7166551A2-120STS-50 Solder Contact	N/A	Silver	Teflon	50	N/A
7166551B1-120STS-50 Threaded Contact	N/A	Silver	Teflon	50	N/A
7166551C1-N/NTS-50 Solder Contact, 1 Inch Flange	N/A	Silver	Teflon	50	N/A



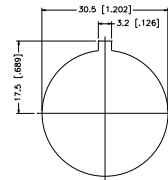
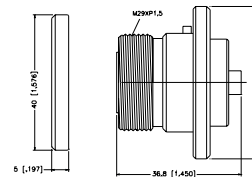
Panel Plug Receptacles

P.N.	Cable Group	Plt.	Ins.	Imp.	Crimp Tool
7161551A2-120STS-50 Solder Contact	N/A	Silver	Teflon	50	N/A
7161551B1-120STS-50 Threaded Contact	N/A	Silver	Teflon	50	N/A



Bulkhead Receptacles

P.N.	Cable Group	Plt.	Ins.	Imp.	Crimp Tool
7166451A2-120STS-50	N/A	Silver	Teflon	50	N/A

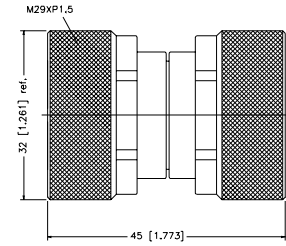


RECOMMENDED MOUNTING HOLE DIMENSIONS

In-Series Adapters

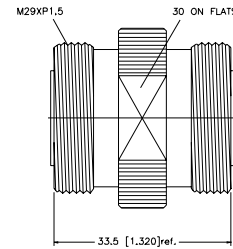
Plug-to-Plug Adapter

P.N.	Cable Group	Plt.	Ins.	Imp.	Crimp Tool
7162071A1-120STS-50	N/A	Silver	Teflon	50	N/A



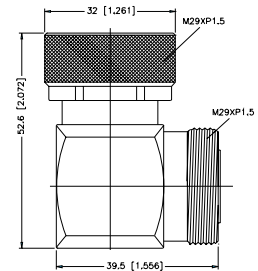
Jack-to-Jack Adapter

P.N.	Cable Group	Plt.	Ins.	Imp.	Crimp Tool
7167071A1-120STS-50	N/A	Silver	Teflon	50	N/A



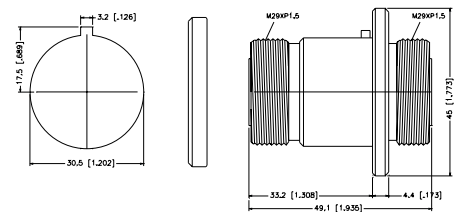
Right Angle Plug-to-Jack Adapter

P.N.	Cable Group	Plt.	Ins.	Imp.	Crimp Tool
7165072A1-120STS-50	N/A	Silver	Teflon	50	N/A



Jack-to-Jack Bulkhead Adapter

P.N.	Cable Group	Plt.	Ins.	Imp.	Crimp Tool
7167471A1-N/NTS-50	N/A	Silver	Teflon	50	N/A



The Amphenol UHF/MINI-UHF connectors are popular and economical, used when impedance mating is not required. General purpose units are designed to operate satisfactorily up to 500 MHz. They have a peak voltage rating of 500 volts.

Electrical Specifications
MINI-UHF Series

Impedance	50 ohm nominal
Frequency Range	0-2.5 GHz
Working Voltage	335 volts rms
Dielectric Withstanding Voltage	1000 volts rms
VSWR	1.25 max. 0-2.5 GHz
Insulation Resistance	5000 megohms (min)

UHF Series

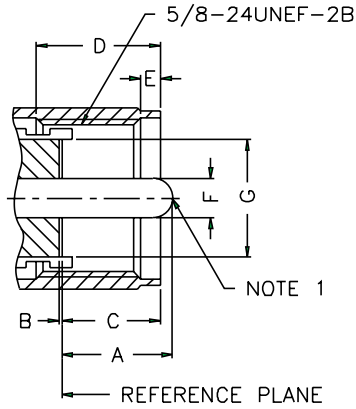
Impedance	None-constant
Frequency Range	0-500 MHz
Voltage Rating	500 volts peak

Material Specifications

Parts Name		Material	Finish
Center Contact	Male	Brass	Gold or Silver plated
	Female	Brass or Phosphor Bronze	Gold or Silver plated
Metal parts		Brass or Zinc diecast	Nickel or Silver plated
Insulators		Teflon, PBT polyester, Phenolic	None
Crimp ferrule		Annealed Copper	Nickel or Silver plated

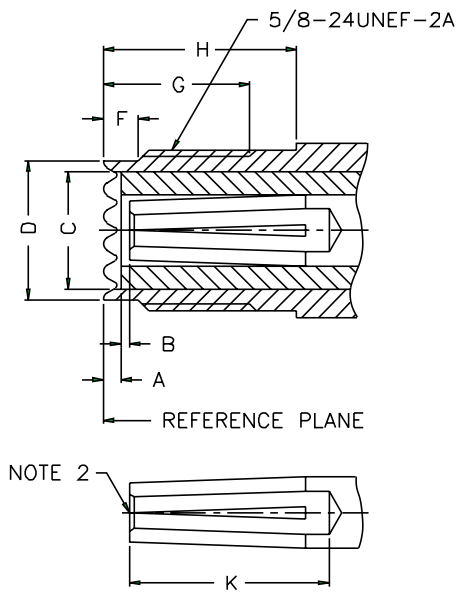
*Note: Silver-plated body is only available for special requirements

Interface mating dimensions



Plug

Letter	Millimeters [Inches]	
	Minimum	Maximum
A	-	11.10 [.437]
B	0.00	-
C	-	9.91 [.390]
D	8.76 [.345]	-
E	1.91 [.075]	4.27 [.168]
F	3.91 [.154]	4.01 [.158]
G	11.56 [.455]	12.22 [.481]



Jack

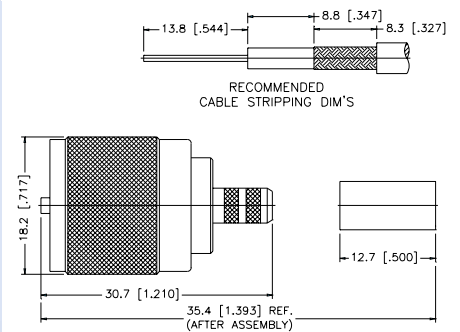
Letter	Millimeters [Inches]	
	Minimum	Maximum
A	1.02 [.040]	-
B	0.03 [.001]	-
C	11.56 [.455]	12.22 [.481]
D	-	14.25 [.561]
F	1.19 [.047]	1.96 [.077]
G	7.87 [.310]	-
H	11.10 [.437]	-
K	11.76 [.463]	-

All connector bodies, unless otherwise noted, are nickel plated.
 All contacts are silver plated 100µ" ; gold contacts 3µ" or tin lead plate contacts are also available.
 All insulators, unless otherwise noted, are phenolic. Silver plating is available for all bodies.
 Please contact Amphenol for samples and quotes.
 All dimensions are shown in millimeters [inches].

Plug Crimp Attachment for Flexible Cable

Straight Crimp Plug - Standard Cable

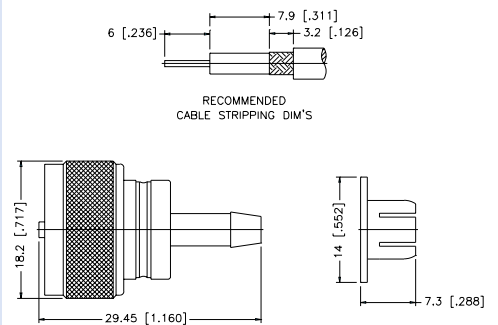
P.N.	Cable Group	Plt.	Ins.	Imp.	Crimp Tool
U1121A1-NPH3G-1-50	01	Nickel	Phenolic	N/A	4
U1121A1-NT3G-1A-50	01A	Nickel	Teflon	N/A	4
U1121A1-NPH3G-3-50	03	Nickel	Phenolic	N/A	4
U1121A1-NPH3G-7-50	07	Nickel	Phenolic	N/A	6
U1121A1-NPH3G-7A-50	07A	Nickel	Phenolic	N/A	4 or 6
U1121A1-7B-50	07B	Nickel	Phenolic	N/A	4



Assembly Instruction J - page 218

Straight FCP Plug - Standard Cable

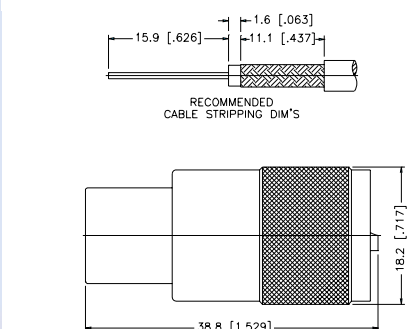
P.N.	Cable Group	Plt.	Ins.	Imp.	Crimp Tool
U1161A1-NPHS-1-50	01	Nickel	Phenolic	N/A	N/A



Assembly Instruction U - page 229

Straight Solder Plug - UG Standard, PL-259 Type

P.N.	Cable Group	Plt.	Ins.	Imp.	Crimp Tool
OS-U1181C1-NPHS-50	N/A	Nickel	Phenolic	N/A	N/A
U1181C1-N/SPHS-50	N/A	Nickel	Phenolic	N/A	N/A
Silver body					
UHF1702	N/A	Silver	Teflon	N/A	N/A
OS-UHF1703	N/A	Nickel	Teflon	N/A	N/A
Silver body					
U1181C1-STS-20-50	20	Silver	Teflon	N/A	N/A
for RG-217/U cable					

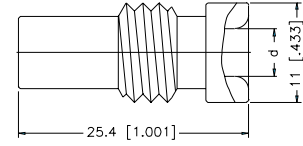
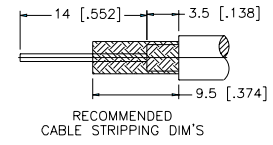


Assembly Instruction T - page 228

UHF Series

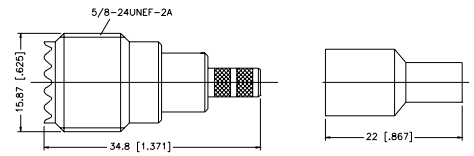
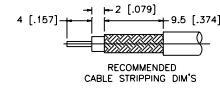
Reducing Adapter

P.N.	Cable Group	Plt.	Ins.	Imp.	Crimp Tool
U0181A1/BR-NI	01	Nickel	N/A	N/A	N/A
U0181A2/BR-NI	03	Nickel	N/A	N/A	N/A



Straight Crimp Jack - Flexible Cable

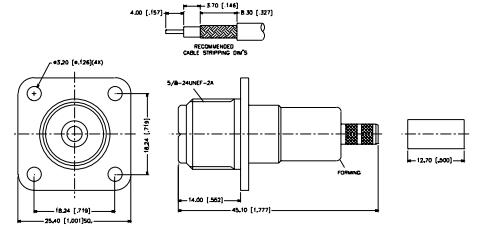
P.N.	Cable Group	Plt.	Ins.	Imp.	Crimp Tool
U6111A1-ND3G-1-50	01	Nickel	delrin	50	4
U6111A1-ND3G-5-50	05	Nickel	delrin	50	3



Assembly Instruction J - page 208

Panel Crimp Jack - Standard Cable

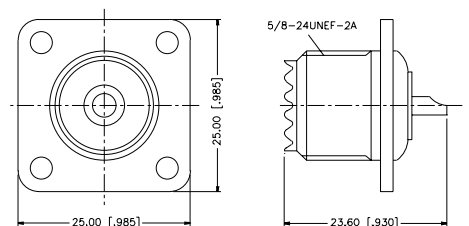
P.N.	Cable Group	Plt.	Ins.	Imp.	Crimp Tool
U6251G1-NT3G-1-50	01	Nickel	Teflon	50	4
U6251G1-NT3G-7-50	07	Nickel	Teflon	50	6



Assembly Instruction J - page 218

Panel Receptacle

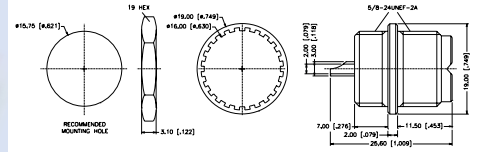
P.N.	Cable Group	Plt.	Ins.	Imp.	Crimp Tool
U6551A1-NTT-50	N/A	Nickel	Teflon	N/A	N/A



UHF Series

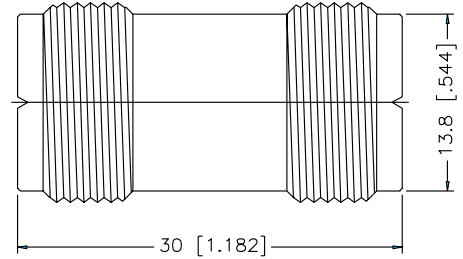
Bulkhead Receptacle

P.N.	Cable Group	Plt.	Ins.	Imp.	Crimp Tool
U6451A1-NTN	N/A	Nickel	Teflon	N/A	N/A

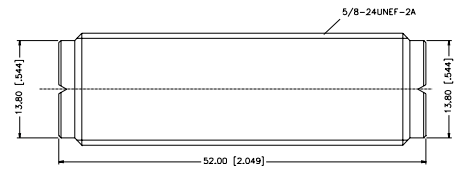


Jack-to-Jack Adapter

P.N.	Cable Group	Plt.	Ins.	Imp.	Crimp Tool
U7071A1-NT3G-50	N/A	Nickel	Teflon	N/A	N/A



P.N.	Cable Group	Plt.	Ins.	Imp.	Crimp Tool
U7071A2-NT3G-50	N/A	Nickel	Teflon	N/A	N/A

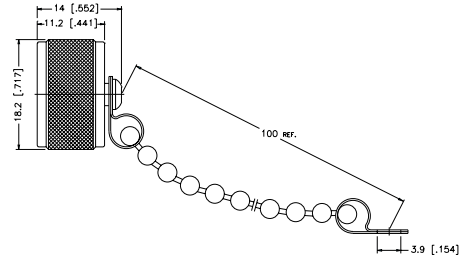


Accessories

UHF Male Cap & Chain

P.N.	Cable Group	Plt.	Ins.	Imp.	Crimp Tool
U1005A1-N	N/A	Nickel	N/A	N/A	N/A

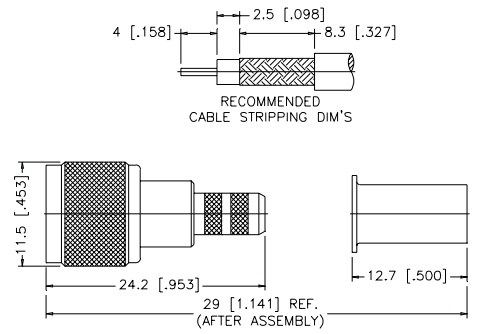
Remark: Chain length 100 [3.94]



Mini-UHF Series

Straight 3-Piece Crimp Plug - Captive contact - flexible cable

P.N.	Cable Group	Plt.	Ins.	Imp.	Crimp Tool
MU1121A1-NT3G-1-50	01	Nickel	Teflon	50	4
MU1121D1-ND3G-1-50	01	Nickel	Delrin	50	4
2 PC Crimp					
MU1121A1-NT3G-1A-50	01A	Nickel	Teflon	50	4
MU1121A1-NT3G-1B-50	01B	Nickel	Teflon	50	3
MU1121A1-NT3G-3-50	03	Nickel	Teflon	50	3
MU1121A1-NT3G-5-50	05	Nickel	Teflon	50	1
MU1121A1-NT3G-05A-50	05A	Nickel	Teflon	50	2
MU1121A1-NT3G-7B-50	07B	Nickel	Teflon	50	4
MU1121A1-NT3G-14-50	14	Nickel	Teflon	50	4

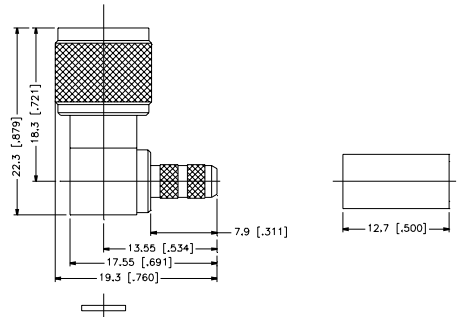


Assembly Instruction V - page 230

Right Angle 2-Piece Crimp Plug - Flexible cable

P.N.	Cable Group	Plt.	Ins.	Imp.	Crimp Tool
MU1112A1-NT3G-1-50	01	Nickel	Teflon	50	4
MU1112A1-NT3G-1A-50	01A	Nickel	Teflon	50	4
MU1112A2-NT3G-5-50	05	Nickel	Teflon	50	3
MU1112A2-NT3G-5A-50	05A	Nickel	Teflon	50	2
MU1112A3-NT3G-7B-50	07B	Nickel	Teflon	50	4

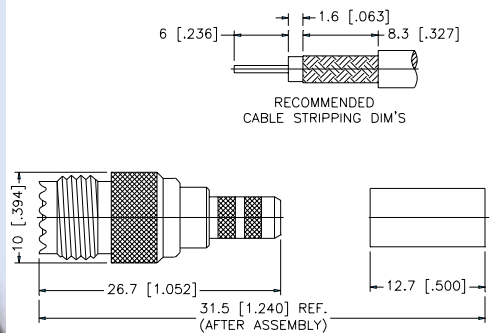
Remark: Cable center conductor soldered to pin directly



Assembly Instruction I - page 217

Right Angle 3-Piece Crimp Jack - Flexible cable

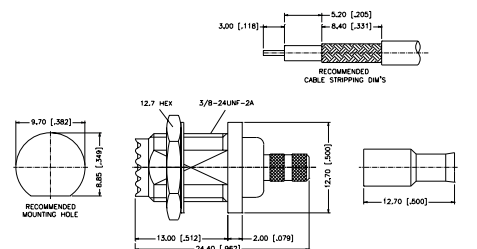
P.N.	Cable Group	Plt.	Ins.	Imp.	Crimp Tool
MU6121A1-NT3G-1-50	01	Nickel	Teflon	50	3
MU6121B1-ND3G-1-50	01	Nickel	Delrin	50	3
MU6121A1-NT3G-1A-50	01A	Nickel	Teflon	50	4
MU6121A1-NT3G-3-50	03	Nickel	Teflon	50	4
MU6121F1-ND3G-5-50	05	Nickel	Delrin	50	1
MU6121F1-ND3G-5A-50	05A	Nickel	Delrin	50	2
MU6121A1-NT3G-7B-50	07B	Nickel	Teflon	50	4



Assembly Instruction J - page 218

Bulkhead Crimp Jack - Flexible Cable

P.N.	Cable Group	Plt.	Ins.	Imp.	Crimp Tool
MU6421A1-NT3G-1-50	01	Nickel	Teflon	50	3
MU6421E1-NT3G-5-50	05	Nickel	Teflon	50	3

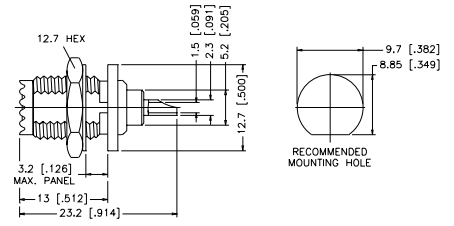


Assembly Instruction J - page 218

Mini-UHF Series

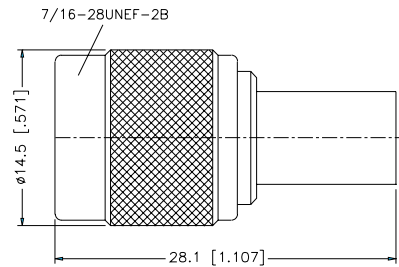
Bulkhead Receptacle Jack - Rear Mount

P.N.	Cable Group	Plt.	Ins.	Imp.	Crimp Tool
MU6451B1-NT30G-50	N/A	Nickel	Teflon	50	N/A



Mini-UHF Terminator Plug

P.N.	Cable Group	Plt.	Ins.	Imp.	Crimp Tool
MU1004A1-NT3G-50R-0.05-1W	N/A	Nickel	Teflon	50	N/A

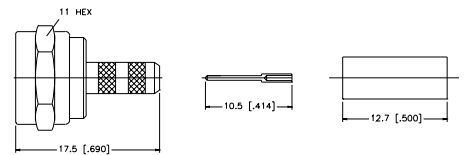



F connectors have been a standard for the CATV industry for over thirty years. Center contacts are available in either gold or tin-lead plating. All dimensions are in millimeters [inches].

Crimp Attachment for Flexible Cable and Direct Solder for Semi-Rigid Cable

Straight Crimp Plug - 3-Piece Crimp - Flexible cable

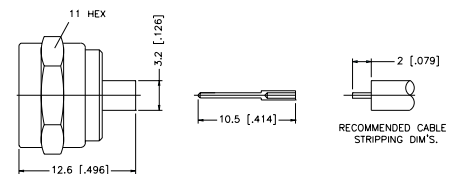
P.N.	Cable Group	Plt.	Ins.	Imp.	Crimp Tool
F1121A1-002-ND3G-9100-75	Belden 9100	Nickel	Delrin	75	5
F1111A1-002-TTT-6-75	06	Bright Tin	Teflon	75	1 or 2
F1121A3-NT3G-7C-50	07C	Nickel	Teflon	50	6
F1121A1-003-ND3G-8-75	08	Nickel	Delrin	75	5
F1111A1-001-NT3G-16-75	16	Nickel	Teflon	75	3
F1111A1-002-TTT-19-75	19	Bright Tin	Teflon	75	8



Assembly Instruction J - page 218

Straight Crimp Plug - .085 Semi-Rigid Cable

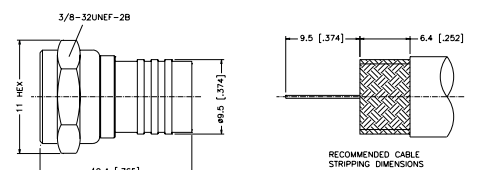
P.N.	Cable Group	Plt.	Ins.	Imp.	Crimp Tool
F1181A1-TTT-11-50	11	Bright Tin	Teflon	75	N/A



Assembly Instruction E - page 213

Straight Crimp Plug - 1-Piece Crimp - Flexible cable

P.N.	Cable Group	Plt.	Ins.	Imp.	Crimp Tool
F5002-N-3	03	Nickel	N/A	75	5
F5002-N-8	08	Nickel	N/A	75	5
F5002-N-1855A Belden 1855A Cable	-	Nickel	N/A	75	.296 hex
F5002I-N-1186A Belden 1186A Cable RG59/U Double Braid	-	Nickel	N/A	75	.296 hex

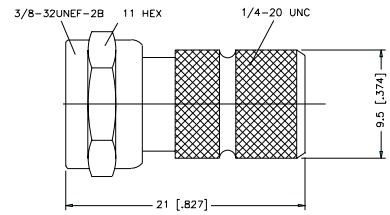


Assembly Instruction W - page 231

Crimp Attachment for Flexible Cable and Direct Solder for Semi-Rigid Cable

Straight Plug - Twist-On - Standard Cable

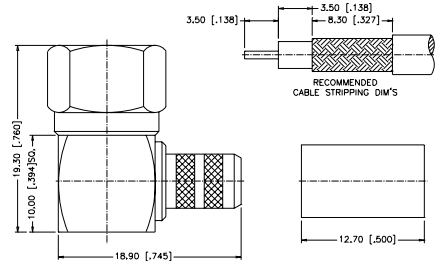
P.N.	Cable Group	Plt.	Ins.	Imp.	Crimp Tool
F1131A1-N-3	03	Nickel	N/A	75	N/A
F1131A1-N-8	08	Nickel	N/A	75	N/A



Assembly Instruction 0 - page 223

Right Angle Crimp Plug - Standard Cable

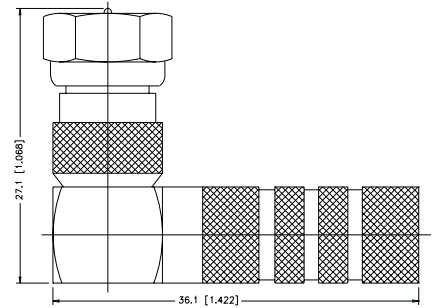
P.N.	Cable Group	Plt.	Ins.	Imp.	Crimp Tool
F1112A1-NT3G-3-75	03	Nickel	Teflon	75	4
F1112A1-NT3G-8-75	08	Nickel	Teflon	75	5



Assembly Instruction I - page 217

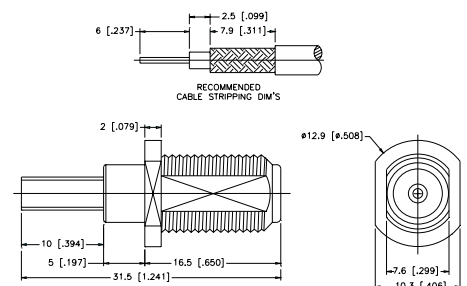
Right Angle Plug - Twist - Standard Cable

P.N.	Cable Group	Plt.	Ins.	Imp.	Crimp Tool
OS-7265-NDN-8	08	Nickel	Delrin	75	N/A



Straight Crimp and Solder Jack - Flexible and Semi-Rigid Cable

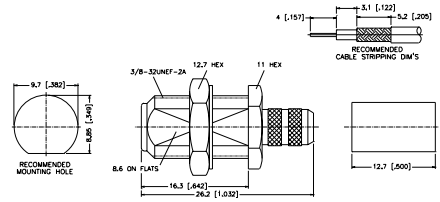
P.N.	Cable Group	Plt.	Ins.	Imp.	Crimp Tool
F6411A2-NT3G-3-75	03	Tin Lead	Teflon	75	4
F6411A1-TPPT-6A	06A	Tin Lead	P.P.	75	2
F6181A1-NT3G-11-50	11	Tin Lead	Teflon	75	N/A



Bulkhead Jack Crimp Attachment for Flexible Cable

Bulkhead Crimp and Solder Jack - Flexible and Semi-Rigid Cable

P.N.	Cable Group	Plt.	Ins.	Imp.	Crimp Tool
F6411A2-NT3G-3-75	03	Nickel	Teflon	75	4
F6411A1-002-TPPT-6	06	Tin Lead	P.P.	75	1 or 2
F6411A2-TPPT-6A	06A	Tin Lead	P.P.	75	2
F6411A2-NT3G-8-75	08	Nickel	Teflon	75	5
F6481A1-TTT-11	11	Tin Lead	Teflon	75	N/A

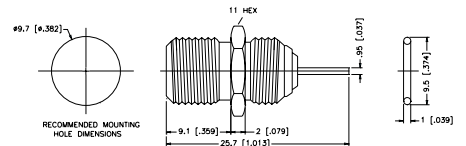


Assembly Instruction E - page 213
 Assembly Instruction J - page 218

Receptacles

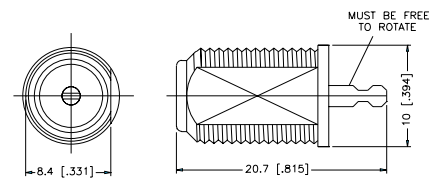
Bulkhead Receptacle

P.N.	Cable Group	Plt.	Ins.	Imp.	Crimp Tool
F7310-NPPT	N/A	Nickel	P.P.	75	N/A



P.N.	Cable Group	Plt.	Ins.	Imp.	Crimp Tool
OS-7223L-NPPT	N/A	Nickel	P.P.	75	N/A
OS-722B-NPPT	N/A	Nickel	P.P.	75	N/A

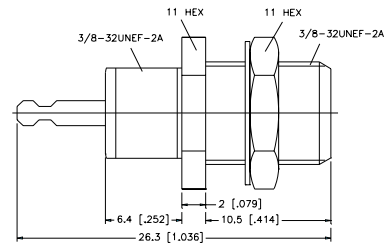
With Hex Nut and Lockwasher



Receptacles

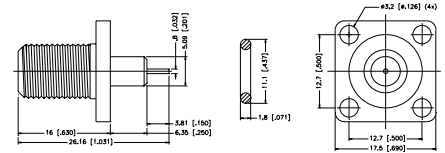
Bulkhead Receptacle

P.N.	Cable Group	Plt.	Ins.	Imp.	Crimp Tool
F6351A1-003-PPPT-75	N/A	Nickel	P.P.	75	N/A



Panel Receptacle - Exposed Teflon

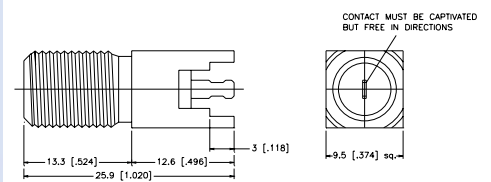
P.N.	Cable Group	Plt.	Ins.	Imp.	Crimp Tool
F6551A1-002-NTT	N/A	Nickel	Teflon	75	N/A



Printed Circuit Board Connectors

P.C. Board Receptacle

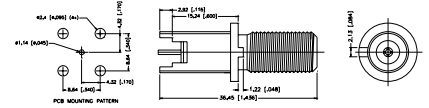
P.N.	Cable Group	Plt.	Ins.	Imp.	Crimp Tool
F625100-PPPT-75	N/A	Nickel	P.P.	75	N/A



Printed Circuit Board Connectors

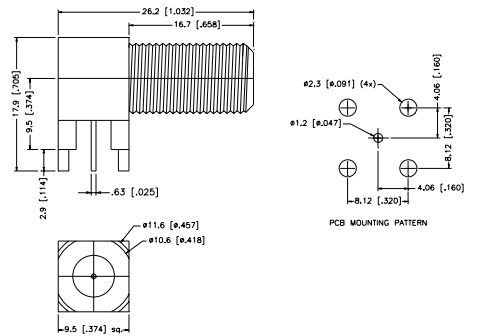
P.C. Board Bulkhead Receptacle

P.N.	Cable Group	Plt.	Ins.	Imp.	Crimp Tool
F625100-003-TT3G-75	N/A	Tin Lead	Teflon	75	N/A

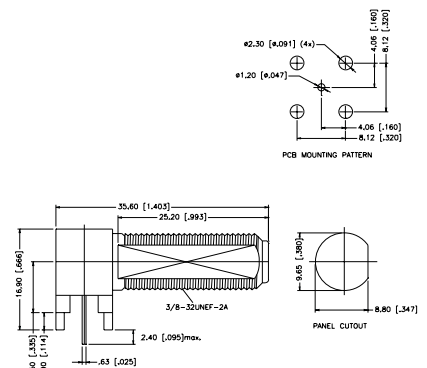


Right Angle P.C. Board Receptacle

P.N.	Cable Group	Plt.	Ins.	Imp.	Crimp Tool
F6252A1-004-TD3G-75	N/A	Tin Lead	Delrin	75	N/A



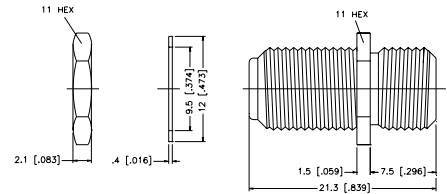
P.N.	Cable Group	Plt.	Ins.	Imp.	Crimp Tool
F6252A1-NPPT	N/A	Nickel	P.P.	75	N/A
F6252A1-NPPT-75	N/A	Nickel	P.P.	75	N/A
With Hex Nut and Lock Washer					



In-Series Adapters

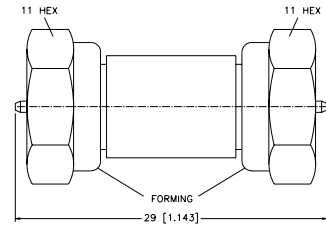
Bulkhead Adapter - Jack-to-Jack

P.N.	Cable Group	Plt.	Ins.	Imp.	Crimp Tool
F900Z-NPPT	N/A	Nickel	P.P.	75	N/A



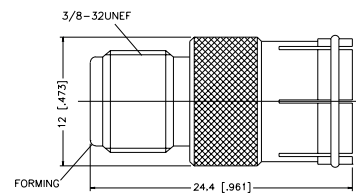
Straight Adapter - Plug-to-Plug

P.N.	Cable Group	Plt.	Ins.	Imp.	Crimp Tool
OS-7234-NDN	N/A	Nickel	Delrin	75	N/A



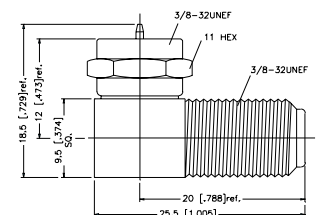
Straight Adapter - Jack-to-Push-On Plug

P.N.	Cable Group	Plt.	Ins.	Imp.	Crimp Tool
OS-7236-NPPN	N/A	Nickel	P.P.	75	N/A



Right Angle Adapter - Plug-to-Jack

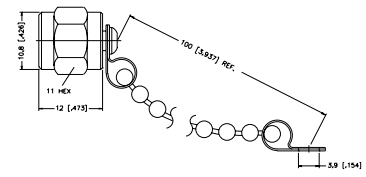
P.N.	Cable Group	Plt.	Ins.	Imp.	Crimp Tool
F5072A2-NPPT-75	N/A	Nickel	P.P.	75	N/A



Accessories

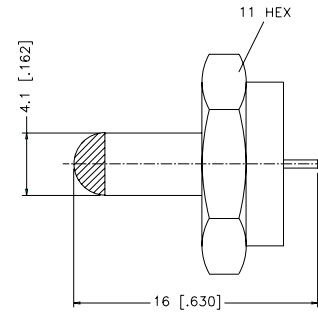
Cap and Chain - Male

P.N.	Cable Group	Plt.	Ins.	Imp.	Crimp Tool
F1005A1-N	N/A	Nickel	N/A	75	N/A

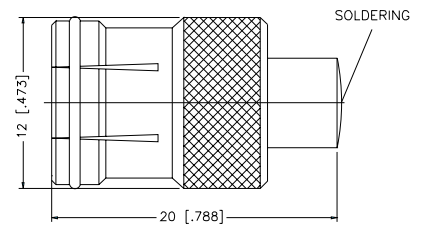


Resistor-Terminated - Male Cap

P.N.	Cable Group	Plt.	Ins.	Imp.	Crimp Tool
OS-7219-N	N/A	Nickel	Teflon	75	N/A



F1004A1-NT3G-75 Push-On	N/A	Nickel	Teflon	75	N/A
----------------------------	-----	--------	--------	----	-----



The Connex TWINAX connectors are designed for use on IBM systems 34 and 38 installations. They can interface IBM host-compatible network communications where minimum cross-talk and balanced circuits are necessary in interconnecting work stations. TWINAX-polarized key and keyway construction, threaded coupling, 0-200 MHz range, 500 V peak voltage rating. Twin-BNC-polarized contact design (one female, one male), 2 stud bayonet coupling, captivated contacts, 0-100 MHz range, 100 V peak voltage rating.

Electrical Specifications

Impedance	Used with 78 ohm/95 ohm twin conductor cable
Frequency Range	Keyway polarization and non-polarized: 0-200 MHz, 0-500 MHz with caution Contact polarization: 0-100 MHz
Voltage Rating	Keyway polarization and non-polarization: 500 volts peak Contact polarization: 100 volts peak

*TWINAX connectors keyway construction meet applicable sections MIL-C-3655.

Material Specifications

Parts Name		Material	Finish
Center Contact	Male	Brass	Gold or Silver plated
	Female	Phosphor Bronze (nominal) or Beryllium Copper	Gold or Silver plated
Metal parts		Brass	Nickel
Insulators		PBT polyester or noryl	None
Clamp gaskets		Silicone rubber or Synthetic rubber	None

All connector bodies are nickel plated.

Insulators are PBT polyester and contacts are gold plated, 3μ" .

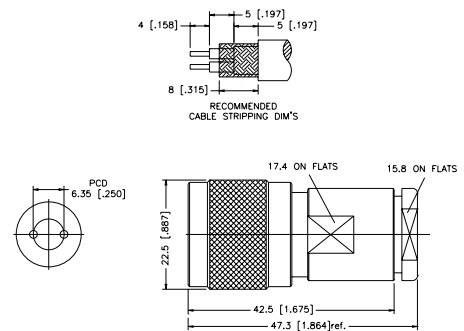
Silver-plated contacts are available upon request. Please contact Amphenol for samples and quotes.

All dimensions are shown in millimeters [inches].

Twin Contacts/Keyed 90°

Straight Clamp Plug - Standard Cable

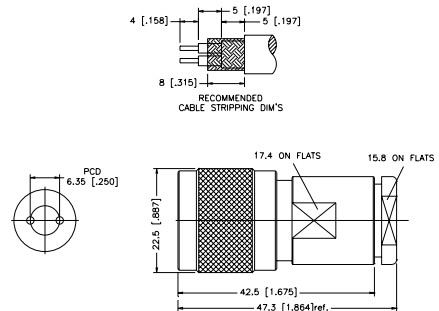
P.N.	Cable Group	Plt.	Ins.	Imp.	Crimp Tool
TWX1141A1-NPB3G-9-95 IBM 7362229 Belden 9207	09	Nickel	PBT Polyester	100	N/A
TWX1141A1-NPB3G-89-95 Belden 89207	09	Nickel	PBT Polyester	100	N/A



1 gold, 1 silver contact are available
Assembly Instruction R - page 226

P.N.	Cable Group	Plt.	Ins.	Imp.	Crimp Tool
TWX1141K1-NPB3G-9-95	09	Nickel	PBT Polyester	100	N/A

Remark: European Type. With Delrin Bushing 9.3 [0.366] x 8 [0.315] x 4.5 [0.177]

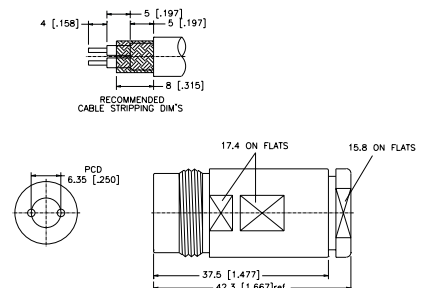


1 gold, 1 silver contact are available
Assembly Instruction R - page 226

Straight Clamp Jack - Standard Cable

P.N.	Cable Group	Plt.	Ins.	Imp.	Crimp Tool
TWX6141A1-NPB3G-9-95	09	Nickel	PBT Polyester	100	N/A

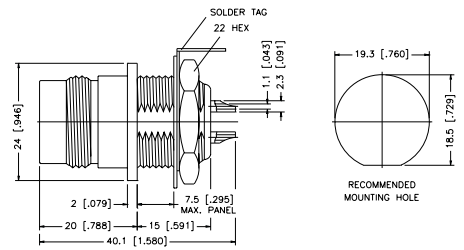
Remark: IBM 6838959



Assembly Instruction R - page 226

Bulkhead Receptacle Jack

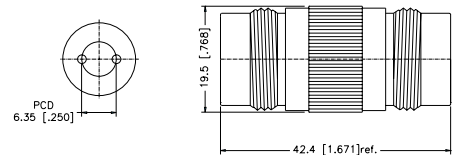
P.N.	Cable Group	Plt.	Ins.	Imp.	Crimp Tool
TWX6351B1-NPB3G-95 IBM 7362179	N/A	Nickel PBT	Polyester	100	N/A
TWX6351D1-NPB3G-95 Diecast body	N/A	Nickel PBT	Polyester	100	N/A



Jack-to-Jack Feedthrough Adapter

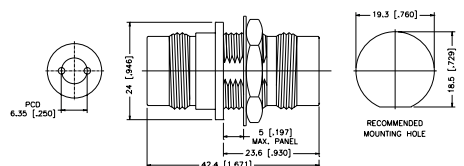
P.N.	Cable Group	Plt.	Ins.	Imp.	Crimp Tool
TWX7071A1-NPB3G-95	N/A	Nickel PBT	Polyester	100	N/A

Remark: IBM 7362230



Bulkhead Jack-to-Jack Adapter

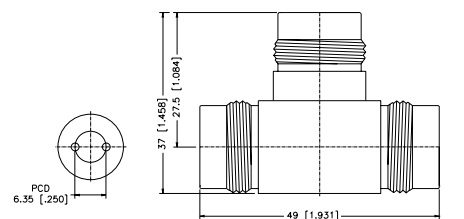
P.N.	Cable Group	Plt.	Ins.	Imp.	Crimp Tool
TWX7471B1-NPB3G-95	N/A	Nickel PBT	Polyester	100	N/A



Tee Adapter Jack-to-Jack-to-Jack

P.N.	Cable Group	Plt.	Ins.	Imp.	Crimp Tool
TWX8073A1-NPB3G-95	N/A	Nickel PBT	Polyester	100	N/A

Remark: IBM 6851167

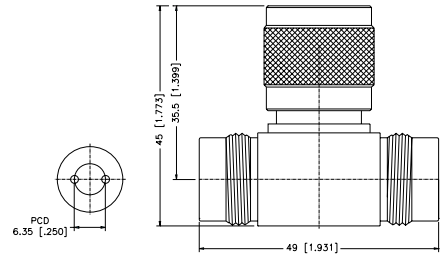


In-Series Tee Adapters

Tee Adapter Jack-to-Plug-to-Jack

P.N.	Cable Group	Plt.	Ins.	Imp.	Crimp Tool
TWX9073A1-NPB3G-95	N/A	Nickel PBT	Polyester	100	N/A

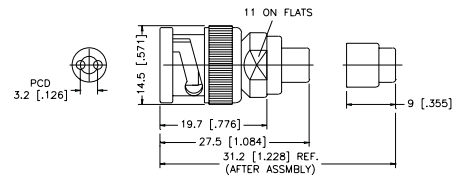
Remark: IBM 4178269



BNC Polarized Contact/One Male, One Female

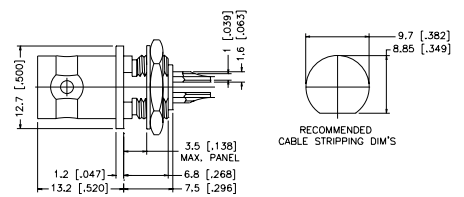
Straight Crimp Plug - Flexible Cable

P.N.	Cable Group	Plt.	Ins.	Imp.	Crimp Tool
TWB1111K1-NPB3G-78	RG-108A/U	Nickel PBT	Polyester	78	N/A



Bulkhead Receptacle Jack

P.N.	Cable Group	Plt.	Ins.	Imp.	Crimp Tool
TWB6351B1-NPB3G-95	N/A	Nickel PBT	Polyester	78	N/A

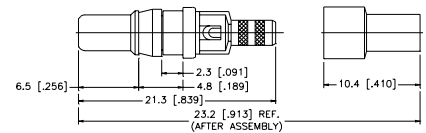


All connector bodies are gold plated, 3μ" .
 Insulators are Teflon and center contacts are gold plated, 3μ" .
 Contacts fit into all standard D-Subminiature crimp connectors.
 All dimensions are shown in millimeters [inches].

Crimp Attachments for Flexible Cable/PCB Mount

Straight Cable Jack - Miniature Cable

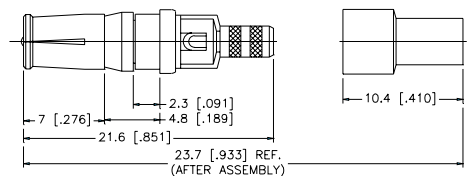
P.N.	Cable Group	Plt.	Ins.	Imp.	Crimp Tool
DS6111C2-3GT3G-5-50	05	Gold	Teflon	50	1 or 2
DS6111C2-3GT3G-6-75	06	Gold	Teflon	75	1 or 2



Assembly Instruction X - page 232

Straight Cable plug - Miniature Cable

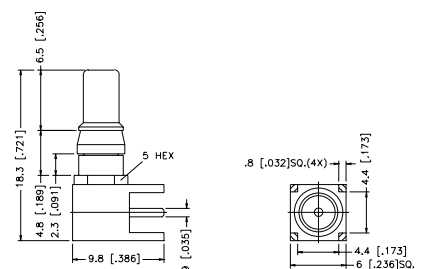
P.N.	Cable Group	Plt.	Ins.	Imp.	Crimp Tool
DS1111C1-3GT3G-5-50	05	Gold	Teflon	50	1 or 2
DS1111C2-3GT3G-6-75	06	Gold	Teflon	75	1 or 2



Assembly Instruction X - page 232

Right Angle Jack for P.C. Board

P.N.	Cable Group	Plt.	Ins.	Imp.	Crimp Tool
DS6252L1-002-NT3G-50	N/A	Gold	Teflon	50	N/A
DS6252L1-003-NT3G-75	N/A	Gold	Teflon	75	N/A



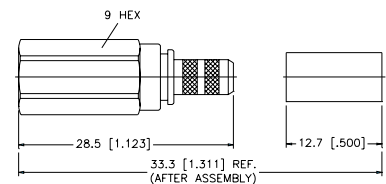
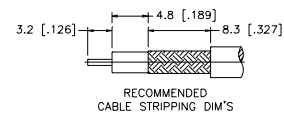
Mounting Hole Dia. see "TYPE L"

All connector bodies, unless otherwise noted, are nickel.
 All contacts are gold plated, 3µ". Insulators are Delrin.
 Silver plating and Teflon insulators are available for all connectors.
 Please contact Amphenol for samples and quotes.
 All dimensions are shown in millimeters [inches].

Crimp Attachments for Flexible Cable

Straight Crimp Plug - Flexible Cable

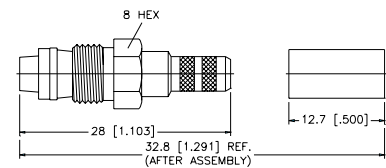
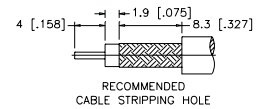
P.N.	Cable Group	Plt.	Ins.	Imp.	Crimp Tool
FME1121A3-NT3G-1-50	01	Nickel	Teflon	50	3 or 4
FME1121A3-NT3G-3-50	03	Nickel	Teflon	50	4
FME1121A4-NT3G-5-50	05	Nickel	Teflon	50	2



Assembly Instruction J - page 218

Straight Crimp Jack - Flexible Cable

P.N.	Cable Group	Plt.	Ins.	Imp.	Crimp Tool
Teflon/Captured					
FME6121B1-NT3G-1-50	01	Nickel	Teflon	50	3 or 4
Delrin/Noncaptured					
FME6121B1-ND3G-1-50	01	Nickel	Delrin	50	3 or 4
FME6121E1-ND3G-5-50	05	Nickel	Delrin	50	2
FME6121A2-002-ND3G-7B-50	07B	Nickel	Delrin	50	4

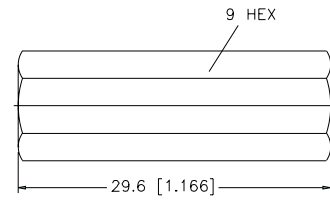


Assembly Instruction J - page 218

In-Series Adapters

Nipple Plug to Nipple Plug

P.N.	Cable Group	Plt.	Ins.	Imp.	Crimp Tool
FME2071A1-NTS-50	N/A	Nickel	Teflon	50	N/A



The Amphenol 1.0/2.3 connectors are sub-miniature, high frequency connectors which offer reliable broadband performance.

The main features are high mechanical strength, high durability and the slide on/screw on coupling latch to prevent accidental disconnection.

These connectors, owing to their smaller size, are popularly used in telecommunication systems where space saving is critical.

Electrical Specifications

Impedance	50 ohm
Frequency range	0-4GHz
Working voltage	250 VRMS max. at sea level
Dielectric withstanding voltage	750 VRMS min. at sea level
VSWR	Straight: 1.3 max. Right angle: 1.5 max.
Contact resistance	Center: 6.0 milliohms max. Outer contact: 3 milliohms max.
Insulation resistance	1000 Megaohms

Material Specifications

Parts Name	Material	Finish
Body & other metal parts	Brass per QQ-B-626	Nickel or gold per requirement
Male (plug)	Outer contacts: Phosfor Bronze per QQ-B-750 Center contacts: Brass per QQ-B-626	Gold Gold
Female (jack)	Center contacts: Beryllium Copper per QQ-C-530	Gold
Insulator	PTFE	None
Crimp ferrules	Annealed copper	Nickel or gold per requirement

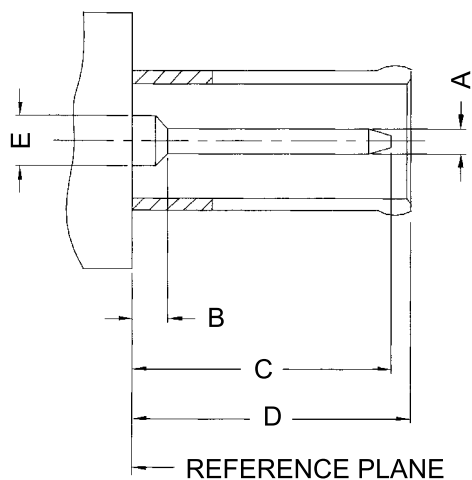
Note: Other material / finish is available on request.

Mechanical Specifications

Engagement force	2.3 lbs. Max.
Diengagement force	2.3 lbs. Max
Contact retention	4.0 lbs. Min.
Durability (mating)	500 cycles min. (for Beryllium Copper female contact only)

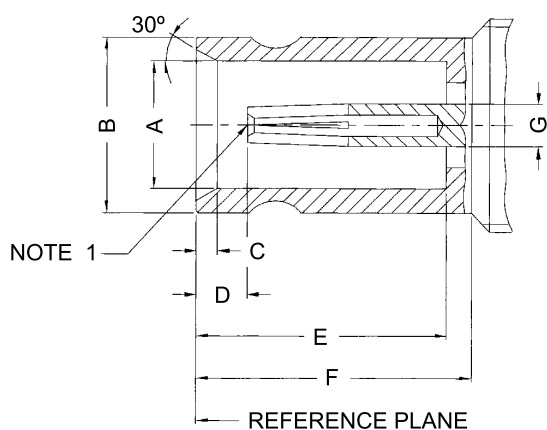
1.0/2.3 Coaxial Connectors

Interface mating dimensions



Plug

Letter	Millimeters	
	Minimum	Maximum
A	0.48	0.52
B	-	1.15
C	-	5.50
D	5.40	5.70
E	0.98	1.02



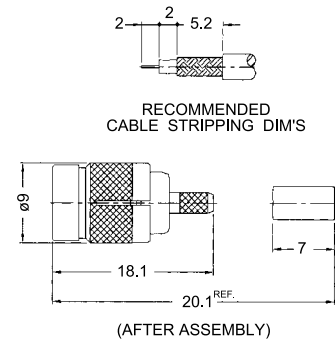
Jack

Letter	Millimeters	
	Minimum	Maximum
A	3.00	3.06
B	4.03	4.15
C	0.50	0.60
D	1.15	-
E	5.80	5.90
F	6.40	6.50
G	0.98	1.02

Crimp Attachments for Flexible Cable

Straight Crimp Plug - Miniature Cable

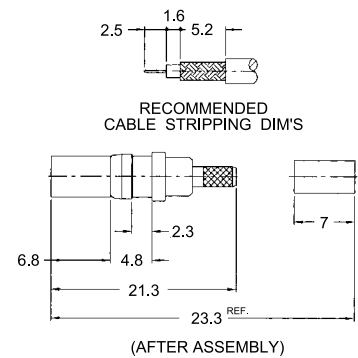
P.N.	Cable Group	Plt.	Ins.	Imp.	Crimp Tool
1231121A1-N/3GT30G-5-50	05	Gold	Teflon	50	2



Assembly Instruction J - page 218

Straight Crimp Jack - Miniature Cable

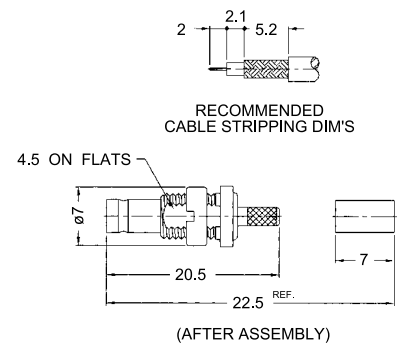
P.N.	Cable Group	Plt.	Ins.	Imp.	Crimp Tool
1236121B1-N/3GT30G-5-50	05	Gold	Teflon	50	2



Assembly Instruction J - page 218

Bulkhead Crimp Jack - Miniature Cable

P.N.	Cable Group	Plt.	Ins.	Imp.	Crimp Tool
1236421A1-N/3GT30G-6-75	06	Gold	Teflon	75	1

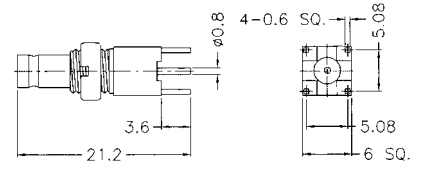


Assembly Instruction J - page 218

Printed Circuit Board Connectors

Straight P.C. Board Mount Jack

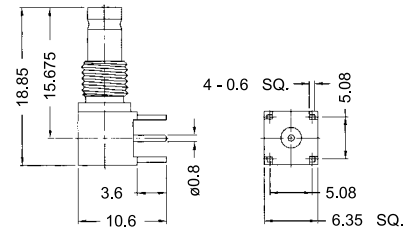
P.N.	Cable Group	Plt.	Ins.	Imp.	Crimp Tool
1236251L1-N/3GT30G-50	N/A	Gold	Teflon	50	N/A



Assembly Instruction L - page 207

Right Angle P.C. Board Mount Jack

P.N.	Cable Group	Plt.	Ins.	Imp.	Crimp Tool
1236252L1-N/3GT30G-50	N/A	Gold	Teflon	50	N/A



Assembly Instruction L - page 207

The Amphenol 1.6/5.6 connectors feature a snap-on mating face, which allows easy connection and disconnection.

This 75 ohm miniature connector series is ideal for use in the telecommunication industry.

Electrical Specifications

Impedance	75 ohm
Frequency range	0 -1 GHz
Working voltage	335VRMS max. at sea level
Dielectric withstanding voltage	1000 VRMS min. at sea level
VSWR	Straight: 1.3 max. Right angle: 1.5 max.
Contact resistance	Center contact: 4 milliohms max. Outer contact: 2 milliohms max.
Insulation resistance	1000 Megaohms min.

Material Specifications

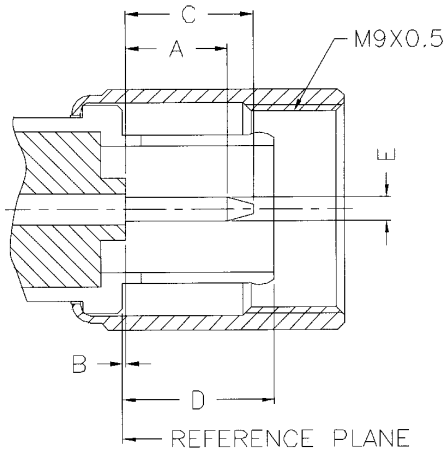
Parts Name	Material	Finish
Body & other metal parts	Brass per QQ-B-626	Nickel / gold
Male (plug)	Outer contacts: Phosfor bronze per QQ-B-750 Center contacts: Brass per QQ-B-626	Gold Gold
Female (jack)	Center contacts: Phosfor Bronze per QQ-B-750	Gold
Insulator	PTFE	None
Crimp ferrule	Annealed copper	Nickel or gold per requirement

Note: Other material/finish is available on request.

Mating	M9x0.5 threaded coupling
Contact retention	6 lbs. Min.
Durability (mating)	500 cycles min. (for Beryllium Copper female contact only)

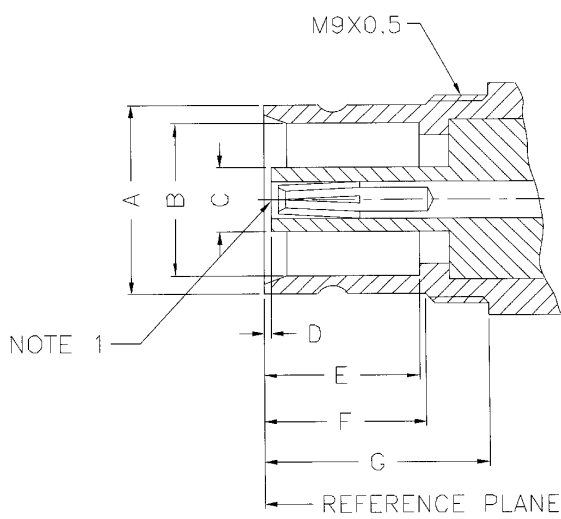
1.6/5.6 Coaxial Connectors

Interface mating dimensions



Plug

Letter	Millimeters	
	Minimum	Maximum
A	3.90	4.30
B	-	0.15
C	-	5.50
D	-	6.60
E	1.00	1.06



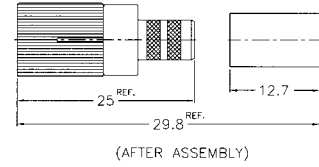
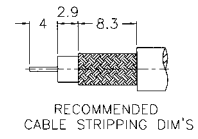
Jack

Letter	Millimeters [Inches]	
	Minimum	Maximum
A	8.10	8.25
B	6.60	6.69
C	-	2.80
D	0.25	-
E	6.70	-
F	7.00	7.50
G	9.70	-

Plug Crimp Attachment for Flexible Cable

Straight Crimp Plug - Flexible Cable

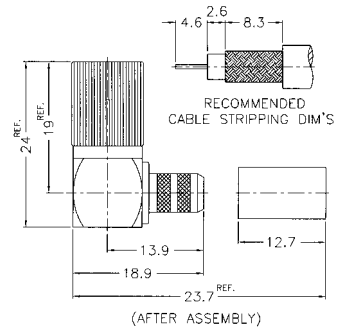
P.N.	Cable Group	Plt.	Ins.	Imp.	Crimp Tool
1561121A1-N/3GT3G-6-75	06	Gold	Teflon	75	1
1561121A1-N/3GT3G-3-75	03	Gold	Teflon	75	4



Assembly Instruction J - page 218

Right Angle Crimp Plug - Flexible Cable

P.N.	Cable Group	Plt.	Ins.	Imp.	Crimp Tool
1561112A1-N/3GT3G-6-75	06	Gold	Teflon	75	1
1561112A1-N/3GT3G-3-75	03	Gold	Teflon	75	4

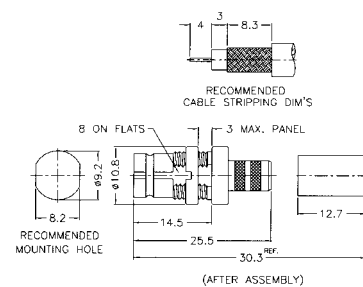


Assembly Instruction I - page 217

Jack Bulkhead Crimp Attachment for Flexible Cable

Straight Bulkhead Crimp Jack - Flexible Cable

P.N.	Cable Group	Plt.	Ins.	Imp.	Crimp Tool
1566421A1-N/3GT3G-6-75	06	Gold	Teflon	75	1
1566421A1-N/3GT3G-3-75	03	Gold	Teflon	75	4

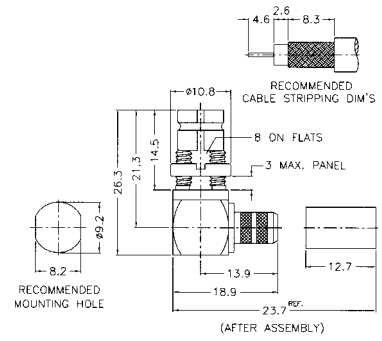


Assembly Instruction J - page 218

Jack Bulkhead Crimp Attachment for Flexible Cable

Right Angle Bulkhead Crimp Jack - Flexible Cable

P.N.	Cable Group	Plt.	Ins.	Imp.	Crimp Tool
1566412A1-N/3GT3G-6-75	06	Gold	Teflon	75	4
1566412A1-N/3GT3G-3-75	03	Gold	Teflon	75	1

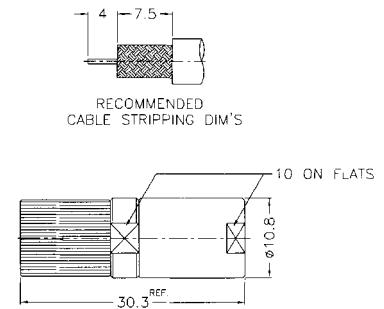


Assembly Instruction I - page 217

Plug Crimp Attachment for Flexible Cable

Straight Clamp Plug - Flexible Cable

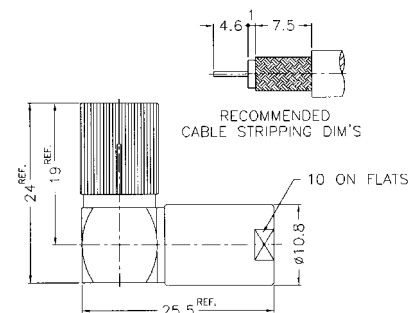
P.N.	Cable Group	Plt.	Ins.	Imp.	Crimp Tool
1561141A1-N/3GT3G-6-75	06	Gold	Teflon	75	N/A
1561141A1-N/3GT3G-3-75	03	Gold	Teflon	75	N/A



Assembly Instruction Y - page 233

Right Angle Clamp Plug - Flexible Cable

P.N.	Cable Group	Plt.	Ins.	Imp.	Crimp Tool
1561142A1-N/3GT3G-6-75	06	Gold	Teflon	75	N/A
1561142A1-N/3GT3G-3-75	03	Gold	Teflon	75	N/A

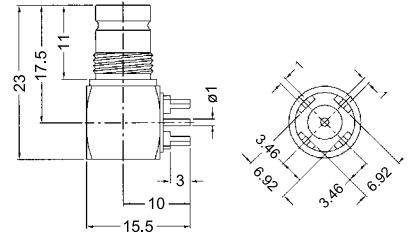


Assembly Instruction Y - page 233

Printed Circuit Board Connectors

Right Angle Bulkhead Jack for P.C. Board

P.N.	Cable Group	Plt.	Ins.	Imp.	Crimp Tool
1566252M1-3GT3G-75	N/A	Gold	Teflon	75	N/A

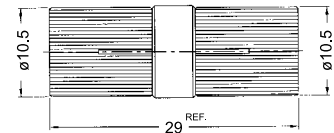


Assembly Instruction M - page 207

In-Series Adapters

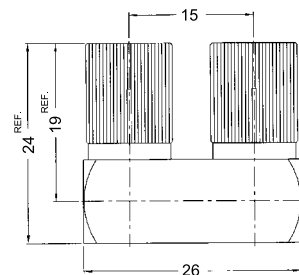
Plug-to-Plug Adapter

P.N.	Cable Group	Plt.	Ins.	Imp.	Crimp Tool
1562071A1-N/3GT3G-75	N/A	Gold	Teflon	75	N/A



Plug-to-Plug 'U' Link Adapter

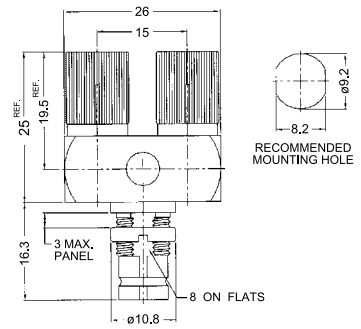
P.N.	Cable Group	Plt.	Ins.	Imp.	Crimp Tool
1562076A1-N/3GT3G-75	N/A	Gold	Teflon	75	N/A



In-Series Adapters

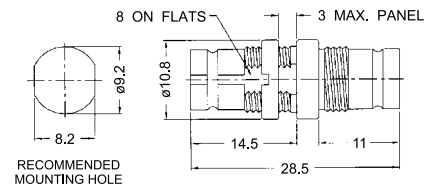
Plug-to-Jack-to-Plug 'Y' Link Adapter

P.N.	Cable Group	Plt.	Ins.	Imp.	Crimp Tool
1564077A1-N/3GT3G-75	N/A	Gold	Teflon	75	N/A



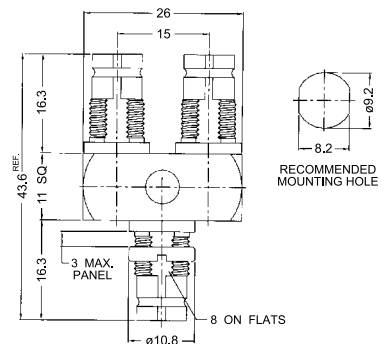
Jack-to-Jack Bulkhead Adapter

P.N.	Cable Group	Plt.	Ins.	Imp.	Crimp Tool
1567471A1-N/3GT3G-75	N/A	Gold	Teflon	75	N/A



Jack-to-Jack-to-Jack 'Y' Link Adapter

P.N.	Cable Group	Plt.	Ins.	Imp.	Crimp Tool
1568077A1-N/3GT3G-75	N/A	Gold	Teflon	75	N/A



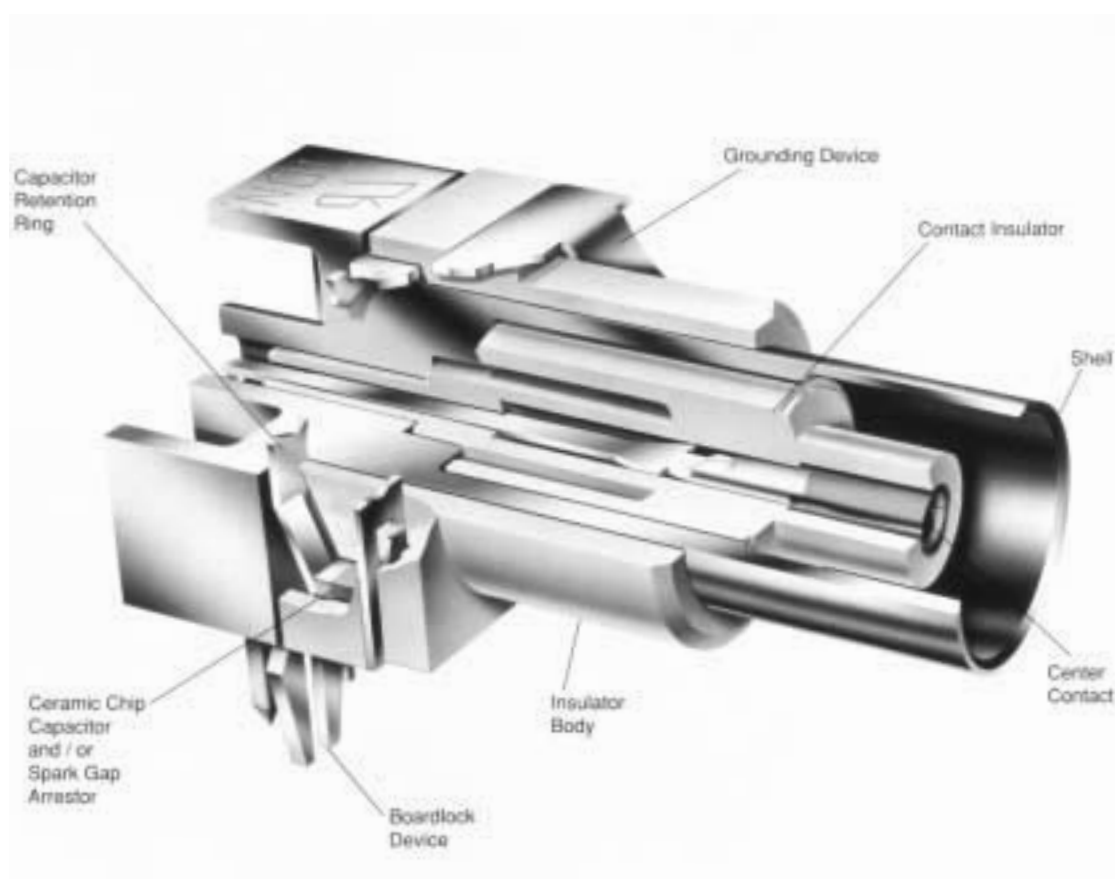
Amphenol's 456 Series of RF connectors provides capacitive decoupling between the connector body and the mounting panel. EMI on the coaxial shield is shunted to the chassis ground through capacitors, while not affecting the DC and power supply frequencies. This reduces ground loop problems and provides a mechanism to harmlessly dissipate ESD to chassis ground. The RF parameters of these connectors are the same as their non-filtered counterparts. Filtering does not affect the signal contact, but only the shell-to-ground connection. Capacitively decoupled RF-connectors are intermateable and interchangeable with standard non-filtered versions

Electrical Specifications

Capacitance	10.000 pF	
Volting rating	200VDC	
Dielectric withstanding voltage	600 VDC (1000 VDC for rear Mount)	
Filter insertion loss (dB) (per Mil-STD-220 @25 C and no load)	1 MHZ	4
	5 MHZ	16
	10 MHZ	18
	30 MHZ	25
	50 MHZ	30
	1000 MHZ	30
Other capacitance values are available. Consult Amphenol.		

Mechanical Specifications

Parts Name		Material	Finish
Center	Male	Brass	Gold plated
	Female	Beryllium Copper	Gold plated
Metal parts		Brass	Nickel
Insulators		Noryl or Teflon	None
UL File #	E135615		
CSA File #	LR68598		

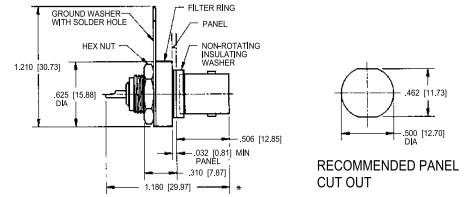


Bulkhead Jack Attachment for Flexible Cable

Bulkhead Receptacle Jack - Front Mount - Solder Cup

P.N.	Cable Group	Plt.	Ins.	Imp.	Crimp Tool
456-107SG	N/A	Nickel	Teflon	50	N/A
456-107TG	N/A	Nickel	Teflon	75	N/A

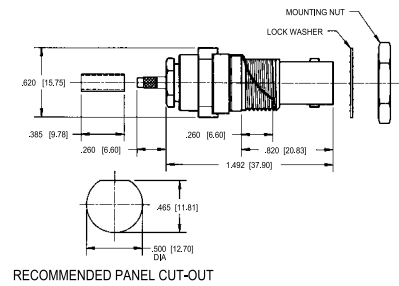
Front Mount BNC packaging consist of connector, insulator, insulating washer, filter ring, ground washer and hex nut.



Bulkhead receptacle BNC Jack - Rear Mount - Crimp

P.N.	Cable Group	Plt.	Ins.	Imp.	Crimp Tool
456-208	06	Nickel	Teflon	50	2
Filtered (10.000 pF)					
456-218	06	Nickel	Teflon	75	2
Filtered (10.000 pF)					
456-208G	06	Nickel	Teflon	50	2
Grounded					
456-218G	06	Nickel	Teflon	75	2
Grounded					

Remark: Also available with Spark gap and / or resistor. Other Cable Sizes Available.

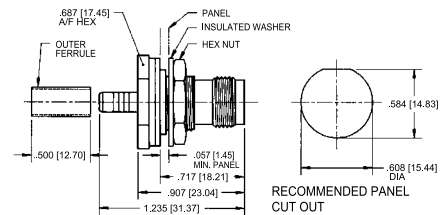


Bulkhead Receptacle TNC Jack - rear Mount - Crimp

P.N.	Cable Group	Plt.	Ins.	Imp.	Crimp Tool
456-102	01	Nickel	Teflon	50	3 or 4
Filtered (10.000pF)					

Packaging consist of connector, mounting hardware, panel insulator, crimp ferrule and heat shrink tubing.

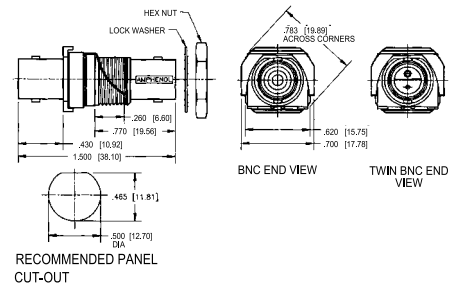
Remark: Consult Amphenol for 75 Ohm version.



In-Series Adapters

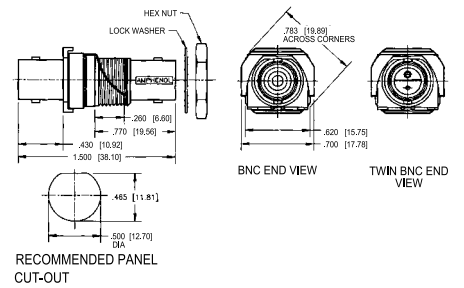
Jack-to-Jack BNC Adapter

P.N.	Cable Group	Plt.	Ins.	Imp.	Crimp Tool
456-915 Filtered (10.000 pF)	N/A	Nickel	Teflon	50	N/A
456-917 Filtered (10.000 pF)	N/A	Nickel	Teflon	75	N/A



Jack-to-Jack Twin BNC Adapter

P.N.	Cable Group	Plt.	Ins.	Imp.	Crimp Tool
456-920 Filtered (10.000 pF)	N/A	Nickel	Teflon		N/A



Amphenol SSMB Serie is a 4 Ghz interconnect family for high frequency devices. The connectors use a snap-on connection and when plugged held together by a groove and tongue arrangement. The design permits quick connection and disconnection in small spaces.

Electrical Specifications

Impedance	50 ohm
Frequency Range	0-4 GHz
Working Voltage	RG- 178, RG- 316, .85": 250 VRMS max. at sea level
Dielectric Withstanding Voltage	RG-178, RG-316, .85": 500 VRMS min. at sea level
VSWR	Straight 1.3 max. Right Angle 1.5 max.
Contact Resistance	Center Contact: 6 Milliohms max. Outer Contact: 2.5 Milliohms max.
Insulator Resistance	1000 Megohms min.

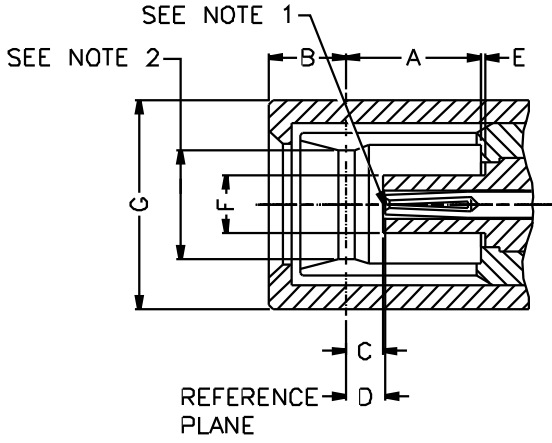
Material Specifications

Parts Name	Material	Finish	
Body, Metal Parts	Brass per QQ-B-626	Nickel or Gold per requirement	
Outer Contact Of Plug	Beryllium copper, per QQ-C-530	Gold plated	
Center Contacts	Male	Brass per QQ-B-626	Gold plated
	Female	Beryllium copper, per QQ-C-530	Gold plated
Insulators	PTFE	None	
Crimp Ferrules	Annealed copper	Nickel or Gold per requirement	

Mechanical Specifications

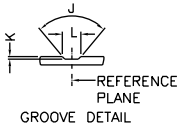
Engagement Force	6 lbs. Max.
Disengagement Force	2 lbs. min.
Contact Retention	2 lbs. min.
Durability (Mating)	500 cycles min.

Interface mating dimensions



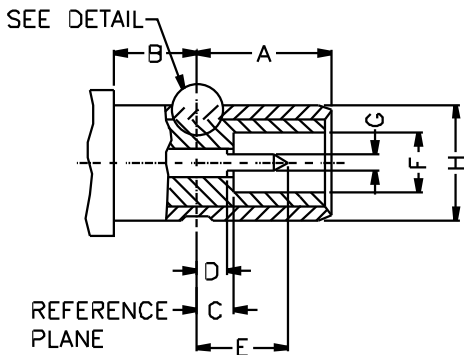
Plug

Letter	Millimeters	
	Minimum	Maximum
A	3.10	-
B	-	1.78
C	0.84	-
D	0.84	-
E	0.00	-
F	-	1.34
G	-	4.82



Jack

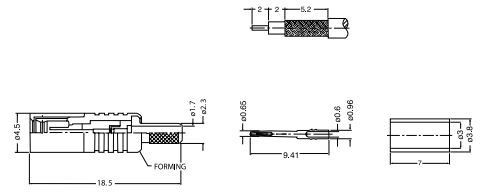
Letter	Millimeters	
	Minimum	Maximum
A	-	3.10
B	1.91	-
C	-	0.84
D	-	0.84
E	2.10	-
F	1.37	-
G	0.35	0.38
H	-	2.67
J	89 degrees	91 degrees
K	0.05	0.15
L	0.71	0.74



Crimp Attachment for Flexible Cable

Straight Crimp Plug - Miniature Cable

P.N.	Cable Group	Plt.	Ins.	Imp.	Crimp Tool
SSMB6121A1-3GT30G-5-50	05	Gold	Teflon	50	1

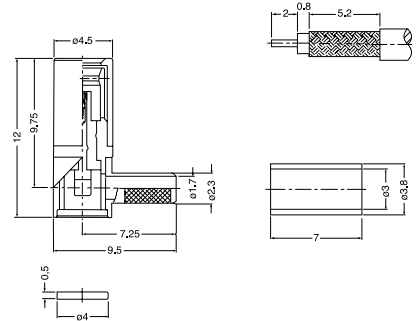


Note: Female center contact

Assembly Instruction J - page 218

Right Angle Crimp Plug - Miniature Cable

P.N.	Cable Group	Plt.	Ins.	Imp.	Crimp Tool
SSMB6112A1-N/3GT30G-5-50	05	Nickel	Teflon	50	1

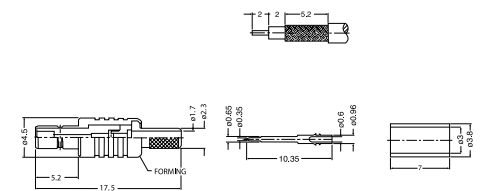


Note: Female center contact

Assembly Instruction I - page 217

Straight Crimp Jack - Miniature Cable

P.N.	Cable Group	Plt.	Ins.	Imp.	Crimp Tool
SSMB1121A1-3GT30G-5-50	05	Gold	Teflon	50	1

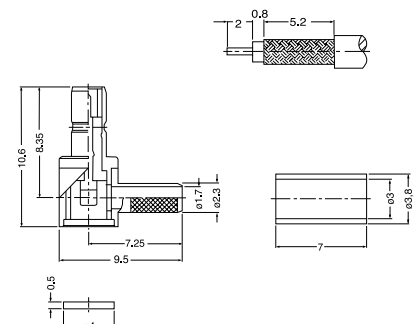


Note: Male center contact

Assembly Instruction J - page 218

Right Angle Crimp Jack - Miniature Cable

P.N.	Cable Group	Plt.	Ins.	Imp.	Crimp Tool
SSMB1112A1-N/3GT30G-5-50	05	Nickel	Teflon	50	1



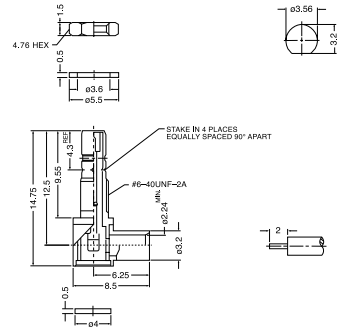
Note: Male center contact

Assembly Instruction I - page 217

Jack Crimp Attachment for Flexible Cable and Direct Solder for Semi-Rigid Cable

Direct Solder Jack - Semi-Rigid Cable

P.N.	Cable Group	Plt.	Ins.	Imp.	Crimp Tool
SSMB1482A1-3GT30G-11-50	11	Gold	Teflon	50	N/A

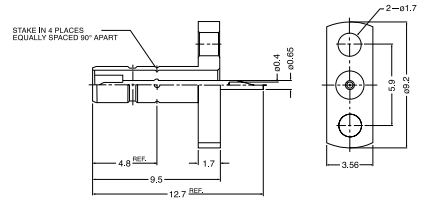


Note: Male center contact

Assembly Instruction F - page 214

Panel Mount Solder Receptacle Jack

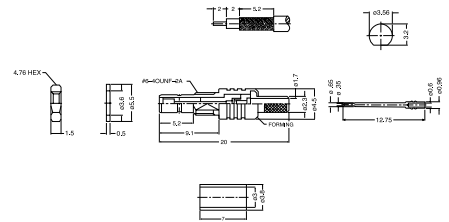
P.N.	Cable Group	Plt.	Ins.	Imp.	Crimp Tool
SSMB1551B1-3GT30G	N/A	Gold	Teflon	50	N/A



Note: Male center contact

Bulkhead Crimp Jack - Miniature Cable

P.N.	Cable Group	Plt.	Ins.	Imp.	Crimp Tool
SSMB1421A1-3GT30G-5-50	05	Gold	Teflon	50	1



Note: Male center contact


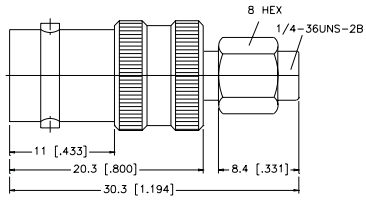
Assembly Instruction J - page 218

Amphenol Between Series Adapters are used to join two connectors of different series. They are designed to offer the lowest VSWR rating of the two series involved. Here is a listing of all adapters shown in this section. In-series adapters can be found at the end of each series listed.


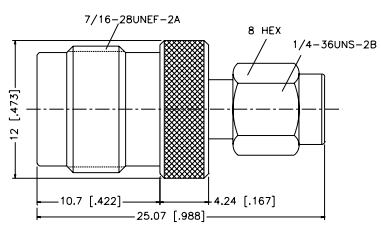
Description	P.N.	page	Description	P.N.	page
SMA Plug to BNC Jack	SMAM-BF-NT3G-50	194	N Jack to BNC Jack	NF-BF-NT3G-50	198
SMA Jack to BNC Plug	SMAF-BM-3GT3G-50	194	N Plug to BNC Plug	OS-7051-NDG	198
SMA Jack to BNC Jack	SMAF-BF3-NT3G-50	194	N Plug to TNC Jack	OS-7328-NDG	198
SMA Plug to BNC Plug	SMAM-BM-NT3G-50	194	N Jack to TNC Plug	NF-TM-NT3G-50	198
SMA Plug to TNC Jack	SMAM-TF-NT3G-50	194	N Jack to TNC Jack	OS-7334-NTN	199
SMA Jack to TNC Plug	SMAF-TM-NT3G-50	194	N Plug to TNC Plug	NM-TM1-NT3G-50	199
SMA Plug to TNC Plug	SMAM-TM-NT3G-50	194	N Jack to F Jack	OS-7249-NDG	199
SMA Jack to TNC Jack	SMAF-TF-NT3G-50	194	N Jack to F Plug	NF-FM2-NT3G-75	199
SMA Plug to SMB Plug	SMAM-SMBM1-3GT50G-50	195	N Plug to 7/16 Jack	NM -716F-120STS-50	199
SMA Jack to SMB Plug	SMAF-SMBF1-3GT50G-50	195	N Jack to 7/16 Plug	NF -716M-120STS-50	199
SMA Plug to SMB Jack	SMAM-SMBF-3GT50G-50	195	N Jack to 7/16 Jack	NF -716F-120STS-50	199
SMA Jack to SMB Plug	SMAF-SMBM1-3GT50G-50	195	N Plug to 7/16 Plug	NM -716M-120STS-50	199
N Jack to SMA Plug	NF-SMAM-NT3G-50	195	N Plug to UHF Jack	OS-7330-NDG	200
N Plug to SMA Jack	NM-SMAF-NT3G-50	195	BNC Plug to TNC Jack	BM-TF1-NT3G-50	200
N Plug to SMA Plug	NM-SMAM-NT3G-50	195	BNC Jack to TNC Plug	BF-TM-NT3G-50	200
N Jack to SMA Jack	NF-SMAF-NT3G-50	195	BNC Jack to TNC Jack	BF-TF1-NT3G-50	200
N Jack to SMA Jack	NF-SMAF2-NT3G-50	196	BNC Plug to TNC Plug	BM-TM1-NT3G-50	200
SMA Plug to UHF Jack	SMAM-UF-NT3G-50	196	BNC Plug to UHF Jack	OS-7060-NDG	200
SMA Jack to UHF Plug	SMAF-UM-NT3G-50	196	BNC Plug to F Jack	OS-7050-NDG	200
SMA Plug to UHF Plug	SMAM-UM-NT3G-50	196	BNC Plug to UHF Plug	OS-7059-NDG	200
SMA Jack to UHF Jack	SMAF-UF-NT3G-50	196	MINI-UHF Plug to UHF Jack	OS-7610-NDG	201
SMA Plug to MINI-UHF Jack	SMAM-MUF-NT3G-50	196	Bulkhead Right Angle TNC Female		
SMA Jack to MINI-UHF Plug	SMAF-MUM-NT3G-50	196	to MCX Female Adapter	TF-L-MCXF-NT3G-50	201
SMA Plug to MINI UHF Plug	SMAM-MUM-NT3G-50	196	Nipple Plug to BNC Plug	BM-FMEM-NDS-50	201
SMA Jack to MINI-UHF Jack	SMAF-MUF-NT3G-50	197	Nipple Plug to BNC Plug	TM-FMEM-NDS-50	201
SMA Plug to MCX Jack	SMAM-MCXF1-3GT50G-50	197	Right Angle Adapter -		
SMA Jack to MCX Plug	SMAF-MCXM1-3GT50G-50	197	Nipple Plug to BNC Plug	BM-L-FMEM-NT3G-50	201
SMA Plug to MCX Plug	SMAM-MCXM1-3GT50G-50	197	Right Angle Adapter -		
SMA Jack to MCX Jack	SMAF-MCXF1-3GT50G-50	197	Nipple Plug to TNC Plug	TM-L-FMEM-NT3G-50	201
SMA Plug to MMCX Jack	SMAM-MMCXF1-3GT50G-50	197	Nipple Plug to Mini -		
SMA Jack to MMCX Plug	SMAF-MMCXM1-3GT50G-50	197	UHF Plug	FMEM-MUM-NDS-50	201
SMA Jack (reversed) to			Nipple Plug to N Plug	FME2071N1-NTS-50	201
MMCX Plug	RSMAM-MMCXM-3GT50G-50	197	Nipple Plug to UHF Plug	FMEM-UM-NTS-50	202
SMA Plug to MMCX Plug	SMAM-MMCXM1-3GT50G-50	198	Nipple Plug to SMA Jack	SMAF-FMEM-NT3G-50	202
SMA Jack to MMCX Jack	SMAF-MMCXF1-NT3G-50	198	Nipple Plug to SMA Plug	SMAM-FMEM-NT3G-50	202
N Plug to BNC Jack	OS-7324-NDG	198	Nipple Plug to MCX Plug	FMEM-MCXM-NT3G-50	202
N Jack to BNC Plug	NF-BM-NT3G-50	198			

Between Series Adapters


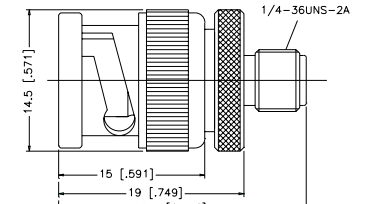
P.N.	Description
SMAM-BF-NT3G-50	SMA Plug to BNC Jack


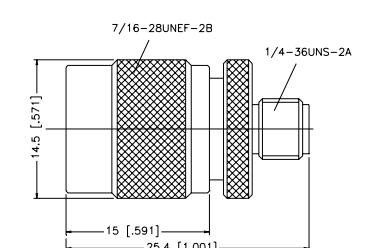
P.N.	Description
SMAM-TF-NT3G-50	SMA Plug to TNC Jack


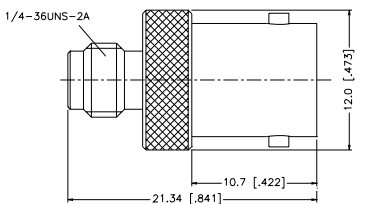
P.N.	Description
SMAF-BM-3GT3G-50	SMA Jack to BNC Plug


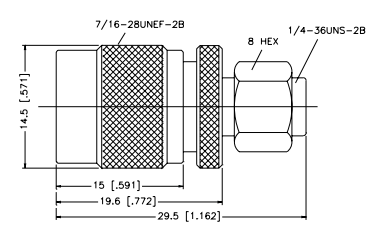
P.N.	Description
SMAF-TM-NT3G-50	SMA Jack to TNC Plug


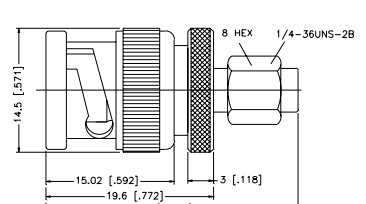
P.N.	Description
SMAF-BF3-NT3G-50	SMA Jack to BNC Jack


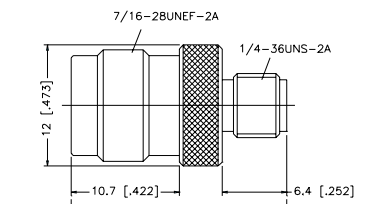
P.N.	Description
SMAM-TM-NT3G-50	SMA Plug to TNC Plug


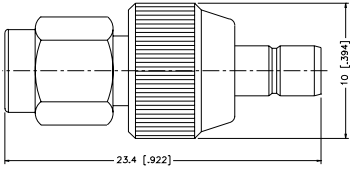

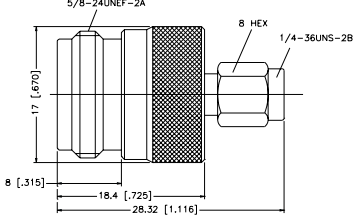

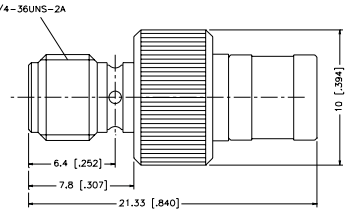

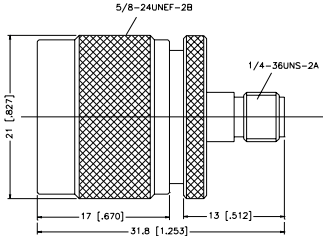

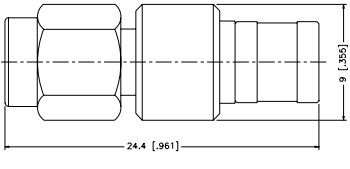

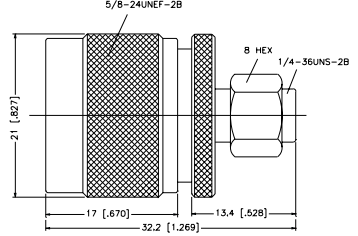

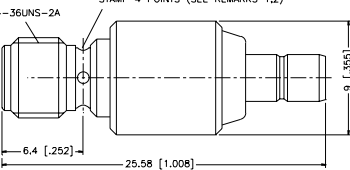

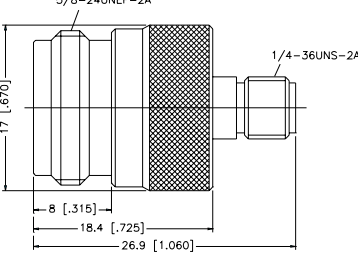
P.N.	Description
SMAM-BM-NT3G-50	SMA Plug to BNC Plug

P.N.	Description
SMAF-TF-NT3G-50	SMA Jack to TNC Jack


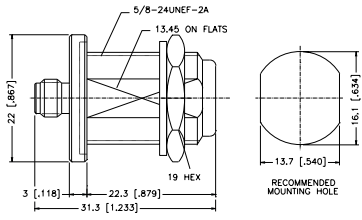



Between Series Adapters


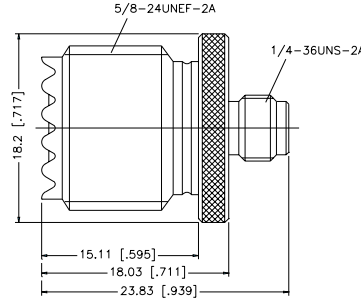
P.N.	Description	P.N.	Description
SMAM-SMBM1-3GT50G-50	SMA Plug to SMB Plug	NF-SMAM-NT3G-50	N Jack to SMA Plug
			
SMAF-SMBF1-3GT50G-50	SMA Jack to SMB Plug	NM-SMAF-NT3G-50	N Plug to SMA Jack
			
SMAM-SMBF-3GT50G-50	SMA Plug to SMB Jack	NM-SMAM-NT3G-50	N Plug to SMA Plug
			
SMAF-SMBM1-3GT50G-50	SMA Jack to SMB Plug	NF-SMAF-NT3G-50	N Jack to SMA Jack
			

Between Series Adapters


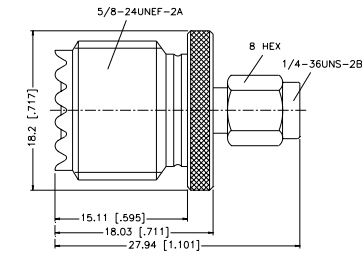
P.N.	Description
NF-SMAF2-NT3G-50	N Jack to SMA Jack


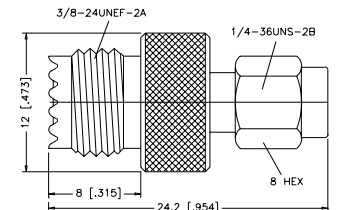
P.N.	Description
SMAF-UF-NT3G-50	SMA Jack to UHF Jack


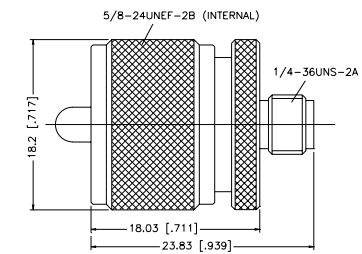
P.N.	Description
SMAM-UF-NT3G-50	SMA Plug to UHF Jack


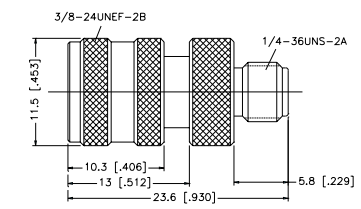
P.N.	Description
SMAM-MUF-NT3G-50	SMA Plug to MINI-UHF Jack


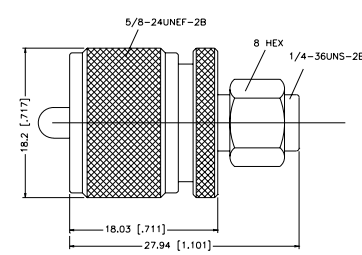
P.N.	Description
SMAF-UM-NT3G-50	SMA Jack to UHF Plug


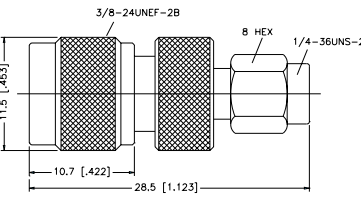
P.N.	Description
SMAF-MUM-NT3G-50	SMA Jack to MINI-UHF Plug


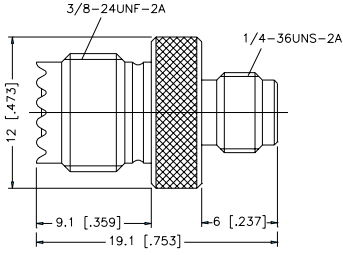

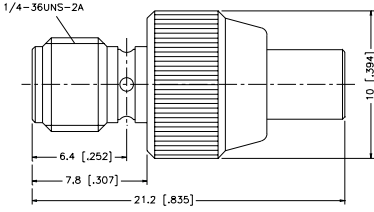
P.N.	Description
SMAM-UM-NT3G-50	SMA Plug to UHF Plug


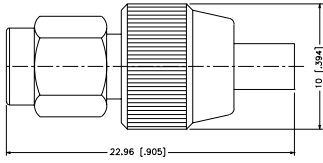

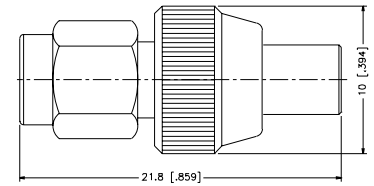




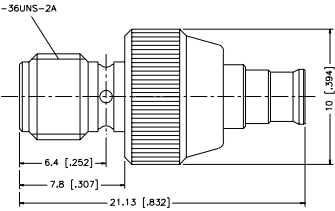

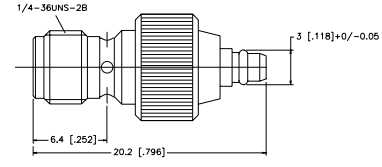
P.N.	Description
SMAM-MUM-NT3G-50	SMA Plug to MINI UHF Plug


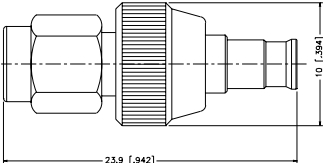

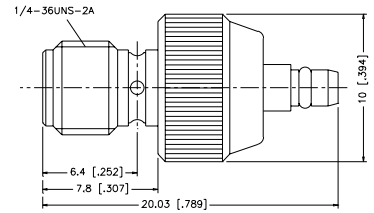



Between Series Adapters

P.N.	Description	P.N.	Description
SMAF-MUF-NT3G-50	SMA Jack to MINI-UHF Jack	SMAF-MCXF1-3GT50G-50	SMA Jack to MCX Jack
			


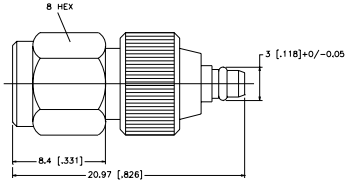
P.N.	Description	P.N.	Description
SMAM-MCXF1-3GT50G-50	SMA Plug to MCX Jack	SMAM-MMCXF1-3GT50G-50	SMA Plug to MMCX Jack
			

P.N.	Description	P.N.	Description
SMAF-MCXM1-3GT50G-50	SMA Jack to MCX Plug	SMAF-MMCXM1-3GT50G-50	SMA Jack to MMCX Plug
			


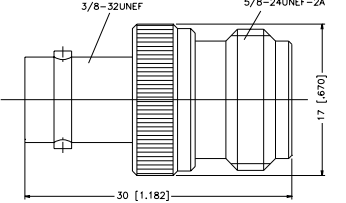
P.N.	Description	P.N.	Description
SMAM-MCXM1-3GT50G-50	SMA Plug to MCX Plug	RSMAM-MMCXM-3GT50G-50	SMA Jack (reversed) to MMCX Plug
			

Between Series Adapters


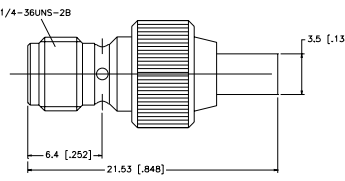
P.N.	Description
SMAM-MMCXM1-3GT50G-50	SMA Plug to MMCX Plug


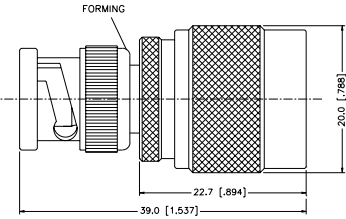
P.N.	Description
NF-BF-NT3G-50	N Jack to BNC Jack


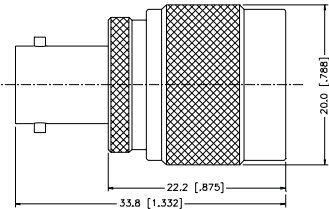
P.N.	Description
SMAF-MMCXF1-NT3G-50	SMA Jack to MMCX Jack


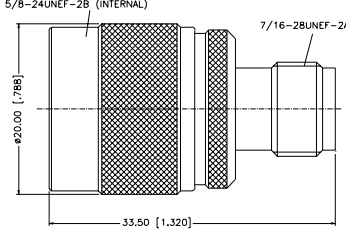
P.N.	Description
OS-7051-NDG	N Plug to BNC Plug


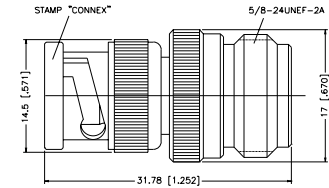
P.N.	Description
05-7324-NDG	N Plug to BNC Jack


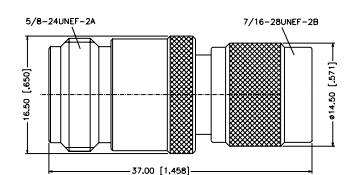
P.N.	Description
OS-7328-NDG	N Plug to TNC Jack

P.N.	Description
NF-BM-NT3G-50	N Jack to BNC Plug

P.N.	Description
NF-TM-NT3G-50	N Jack to TNC Plug

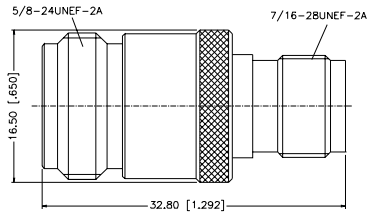
Between Series Adapters

P.N.

Description

OS-7334-NTN

N Jack to TNC Jack

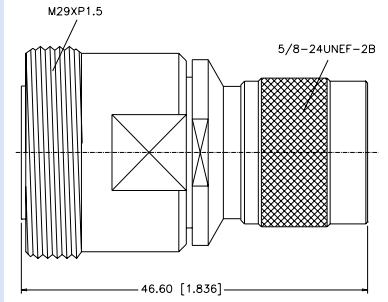


P.N.

Description

NM -716F-120STS-50

N Plug to 7/16 Jack

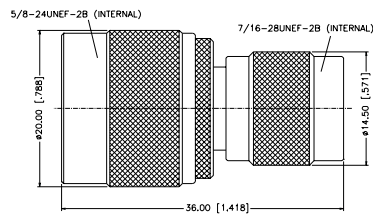


P.N.

Description

NM-TM1-NT3G-50

N Plug to TNC Jack

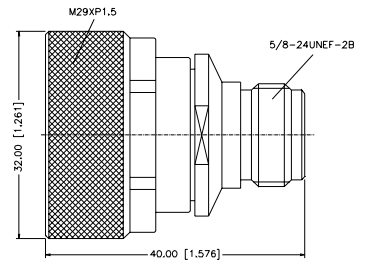


P.N.

Description

NF -716M-120STS-50

N Jack to 7/16 Plug

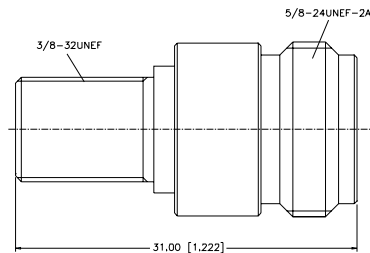


P.N.

Description

OS-7249-NDG

N Jack to F Jack

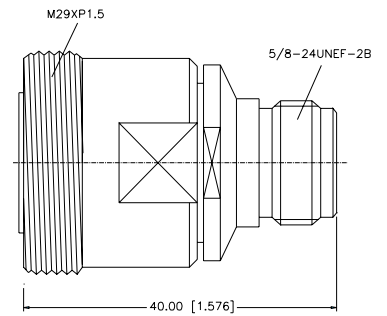


P.N.

Description

NF -716F-120STS-50

N Jack to 7/16 Jack

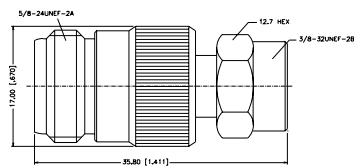


P.N.

Description

NF-FM2-NT3G-75

N Jack to F Plug

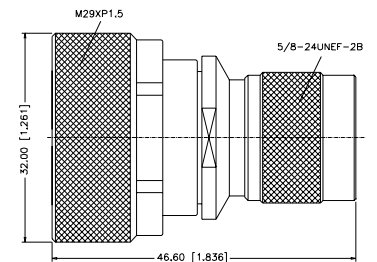


P.N.

Description

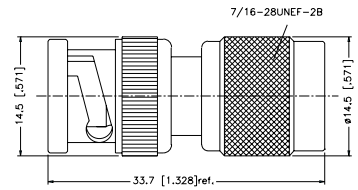
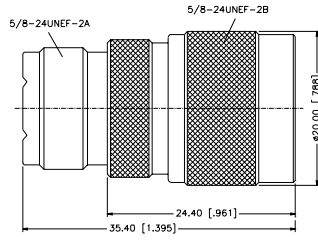
NM -716M-120STS-50

N Plug to 7/16 Plug

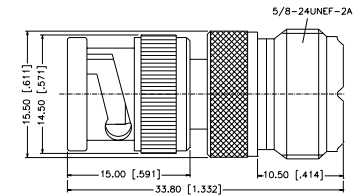
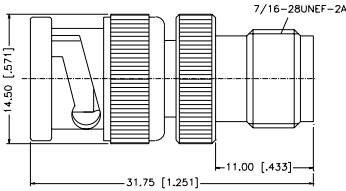


Between Series Adapters

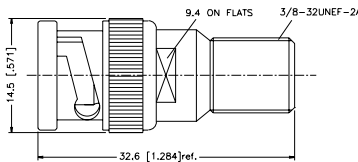
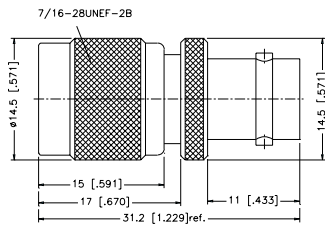
P.N.	Description	P.N.	Description
OS-7330-NDG	N Plug to UHF Jack	BM-TM1-NT3G-50	BNC Plug to TNC Plug



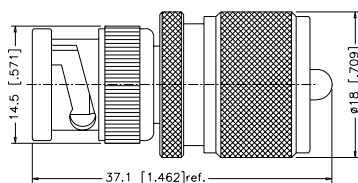
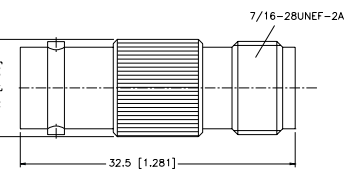
P.N.	Description	P.N.	Description
BM-TF1-NT3G-50	BNC Plug to TNC Jack	OS-7060-NDG	BNC Plug to UHF Jack



P.N.	Description	P.N.	Description
BF-TM-NT3G-50	BNC Jack to TNC Plug	OS-7050-NDG	BNC Plug to F Jack


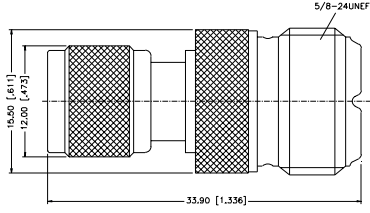


P.N.	Description	P.N.	Description
BF-TF1-NT3G-50	BNC Jack to TNC Jack	OS-7059-NDG	BNC Plug to UHF Plug


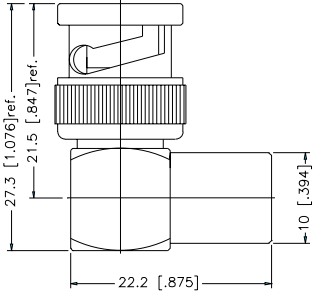


Between Series Adapters


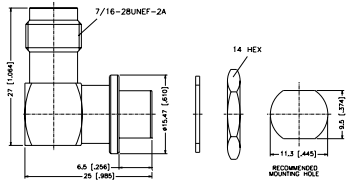
P.N.	Description
OS-7610-NDG	MINI-UHF Plug to UHF Jack


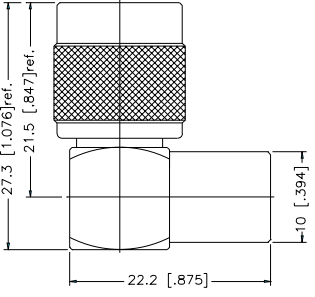
P.N.	Description
BM-L-FMEM-NT3G-50	Right Angle Adapter - Nipple Plug to BNC Plug


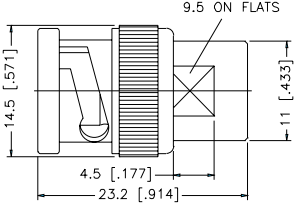
P.N.	Description
TF-L-MCXF-NT3G-50	Bulkhead Right Angle TNC Female to MCX Female Adapter


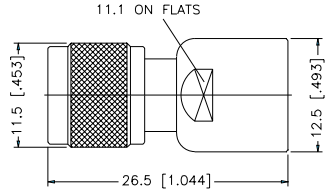
P.N.	Description
TM-L-FMEM-NT3G-50	Right Angle Adapter - Nipple Plug to TNC Plug


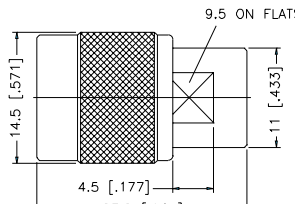
P.N.	Description
BM-FMEM-NDS-50	Nipple Plug to BNC Plug


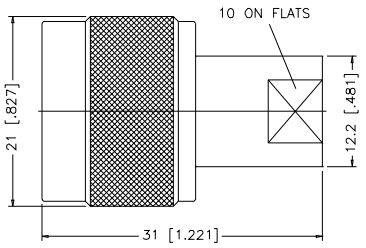
P.N.	Description
FMEM-MUM-NDS-50	Nipple Plug to Mini-UHF Plug

P.N.	Description
TM-FMEM-NDS-50	Nipple Plug to BNC Plug


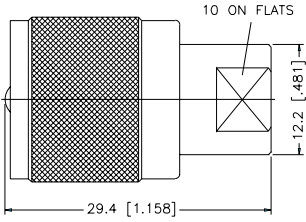



P.N.	Description
FME2071N1-NTS-50	Nipple Plug to N Plug


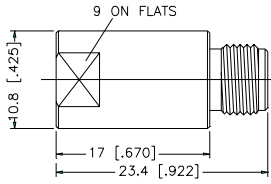



Between Series Adapters


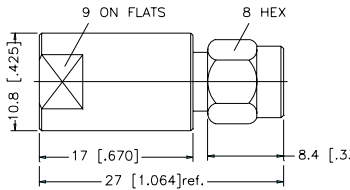
P.N.	Description
FMEM-UM-NTS-50	Nipple Plug to UHF Plug


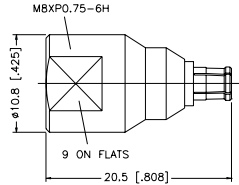
P.N.	Description
SMAM-FMEM-NT3G-50	Nipple Plug to SMA Plug

P.N.	Description
SMAF-FMEM-NT3G-50	Nipple Plug to SMA Jack

P.N.	Description
FMEM-MCXM-NT3G-50	Nipple Plug to MCX Plug

Amphenol

BNC 75 Ω RECEPTACLES

Amphenol Australia have introduced a new line of BNC 75 Ω receptacle connectors to complement their existing AC series XLR connector range. The BNC jack connector is offered in a rugged die-cast aluminum shell that provides protection for the flush mounted jack connector.

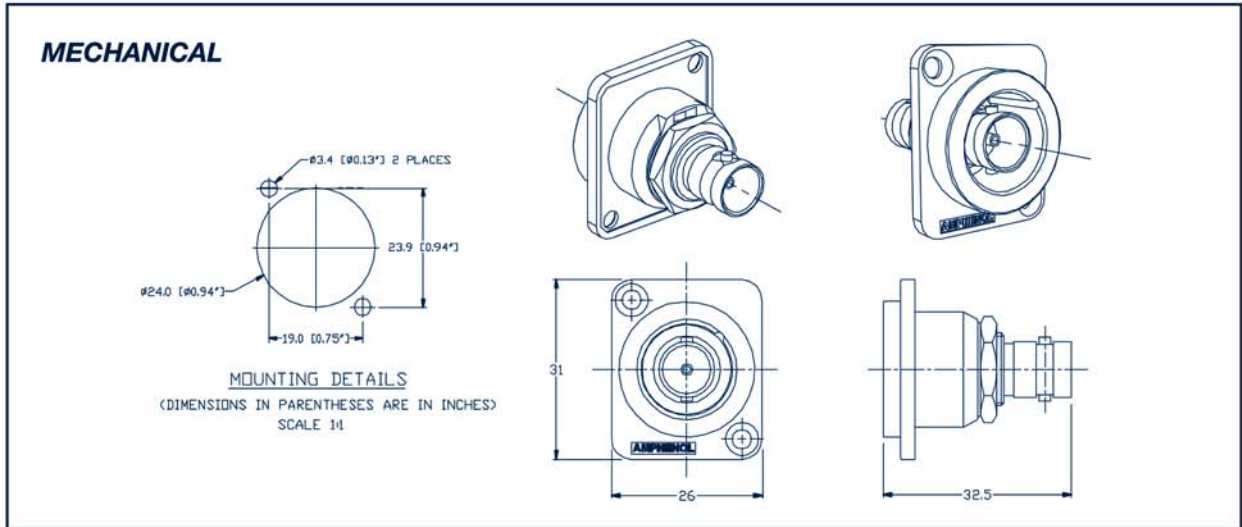


FEATURES

- *75 Ω connector designed for broadcast, video and other applications which require impedance matched performance.*
- *Industry standard housing in Nickel or Black finish.*
- *Suitable for front or rear mounting.*
- *Bayonet lock or Push - Pull connection.*
- *Completely isolated from ground.*

Amphenol

BNC 75 Ω RECEPTACLES



ELECTRICAL

MECHANICAL

Impedance	75 ohms	Centre Contacts	Material Phosphor Bronze	Finish Gold
Frequency range	0 - 2 GHz	Housing - BNC - XLR	Brass Diecast Zinc Alloy	Nickel Satin Nickel Black Polyester
Voltage rating	500 VRMS			
Dielectric withstanding voltage	1500 Volts for 1 minute	Insulators	Teflon/Delrin	Natural
VSWR	1.3 max. 0-1 GHz	SPECIFICATION		
Contact resistance	Centre contact: 3mΩ max. Outer contact: 2mΩ max.			
Measurement Current	10mA			
Insulation resistance	5000MΩ min.			
Test Voltage	DC 500V			



AC-BNC-JJ-75



AC-BNC-PJ-75B

ORDERING CODES

AC-BNC-XXX-75X

Connector front
J = Bayonet Lock
P = Push - Pull

Blank = Satin Nickel
B = Black

Connector rear
J = Bayonet Lock

Blank = XLR type panel housing
A = Isolated Adapter without housing



AC-BNC-PJ-75



AC-BNC-JJ-75B

Example: AC-BNC-JJ-75B
75 Ohm Bayonet lock jack to Bayonet lock jack connector within a black XLR type housing.



SIDE VIEW



AC-BNC-PJA-75

AC-BNC-JJA-75

Amphenol offers full range of termination tooling to meet your special production requirements. All tools meet the Amphenol stringent design and quality requirements.

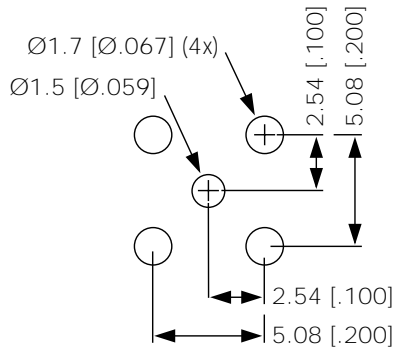
Amphenol ACE series are sold as a handle with the die set included. Amphenol's tools provide a consistent and reliable crimp each and every time, thereby insuring the integrity of the connector termination.

The ACE tools are easy to operate, with low force and with one hand. The handles are ergonomical formed to insure comfortable crimping also with higher volumes.

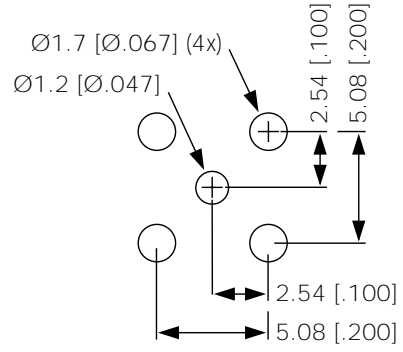
Amphenol partnumber	Die size square mm	Die size hex mm
Ace-tool 1	0,70	2,03 2,54 2,67 3,10 3,25
Ace-tool 2	0,70	1,07 1,73 3,25 3,84
Ace-tool 3	0,70	1,07 1,73 4,52 5,41
Ace-tool 4	-	1,73 2,54 2,67 5,41 6,48
Ace-tool 5	-	1,73 8,10 8,23
Ace-tool 6	-	2,54 2,67 3,00 10,90
Ace-tool 7	1,09	1,09 4,52 6,48
Ace-tool 8	1,09 1,73	1,09 1,73 4,75 8,10
Ace-tool 9	-	1,73 3,25 4,52



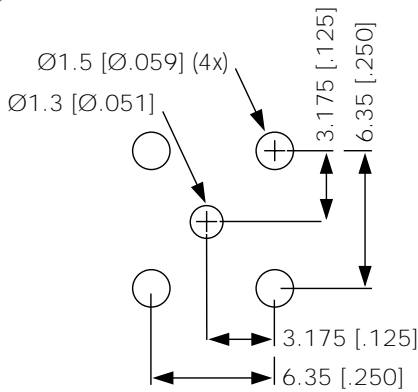
Type A



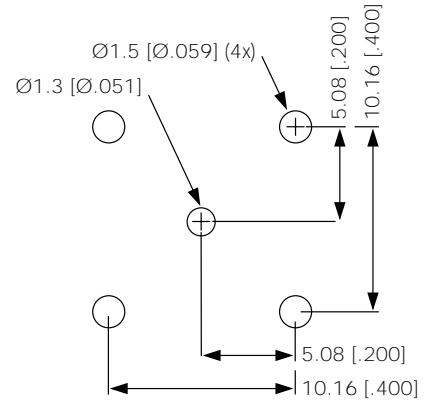
Type B



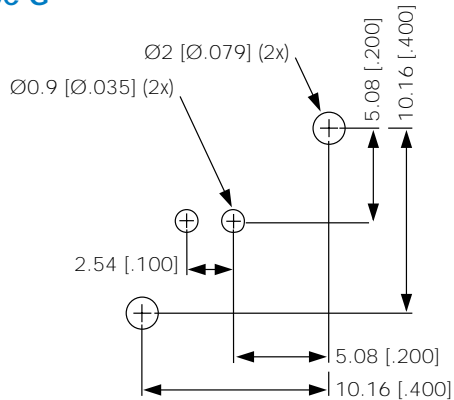
Type C



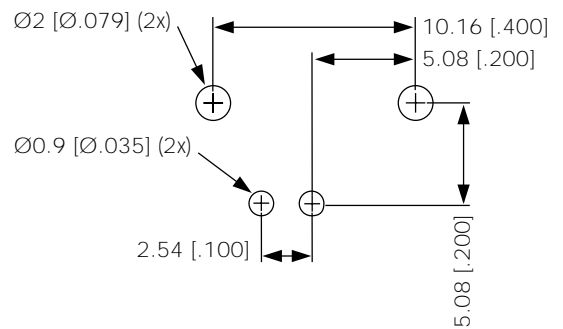
Type F



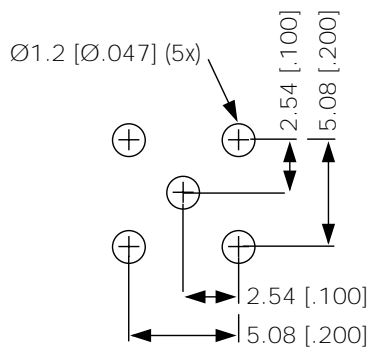
Type G



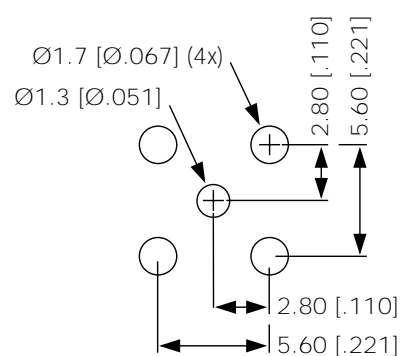
Type H



Type L

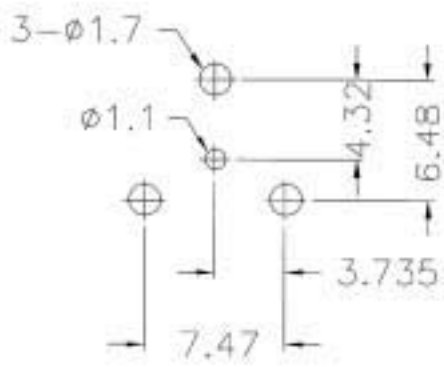


Type M

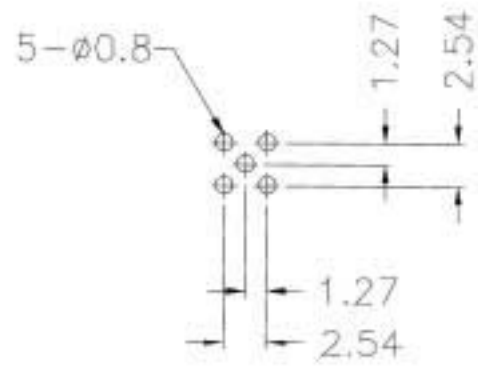


P.C. Board Mounting Hole Specifications

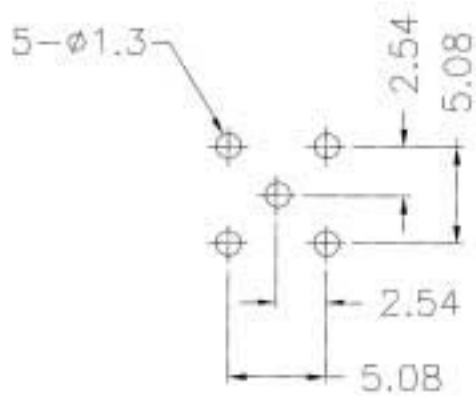
Type E



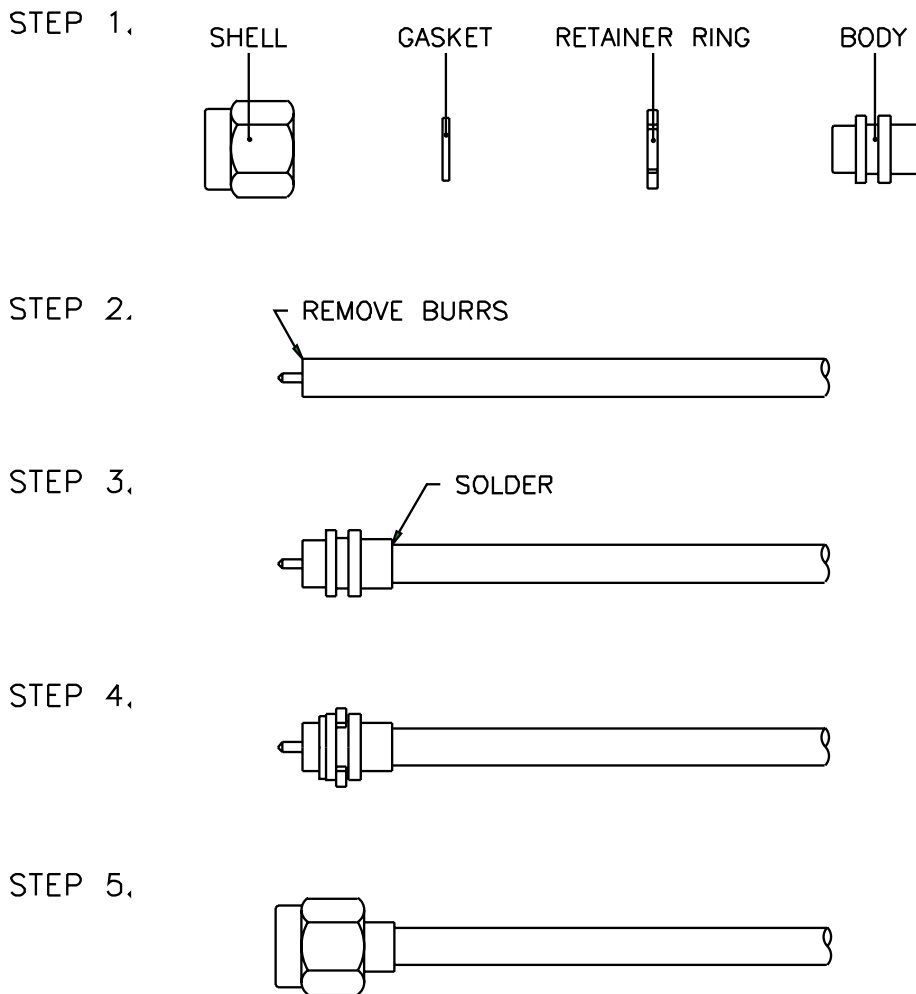
Type N



Type P



Solder (Semi-Rigid)

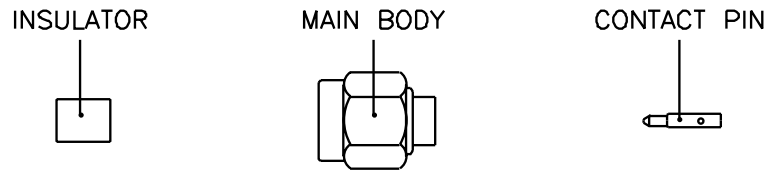


- STEP 1.** All parts of the connector are shown.
- STEP 2.** Strip the inner conductor, dielectric, and jacket as per "RECOMMENDED CABLE STRIPPING DIM'S" in catalog.
- STEP 3.** Solder the BODY to cable as shown.
(Avoid excessive heat which may distort dielectric).
- STEP 4.** Place the RETAINER RING in the groove of BODY, and put the GASKET in the position as shown.
- STEP 5.** Compress the BODY assembly and assemble the SHELL as shown.

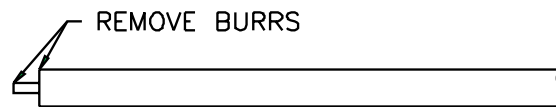
Cable Assembly Instruction B

Solder (Semi-Rigid)


STEP 1.



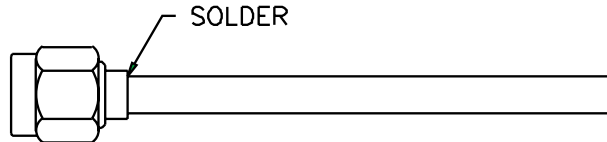
STEP 2.



STEP 3.

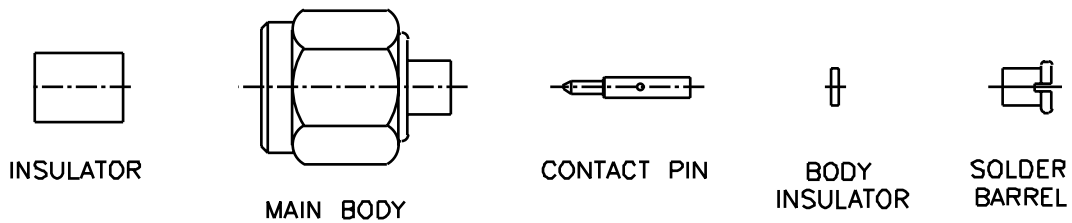


STEP 4.



- STEP 1.** All parts of the connector are shown.
- STEP 2.** Strip the inner conductor, dielectric, and jacket as per "RECOMMENDED CABLE STRIPPING DIM'S" in catalog.
- STEP 3.** Insert inner conductor into the CONTACT PIN and solder it as shown.
- STEP 4.** Solder the MAIN BODY to cable as shown. (Avoid excessive heat which may distort dielectric). Then press the INSULATOR into the MAIN BODY until it stops.

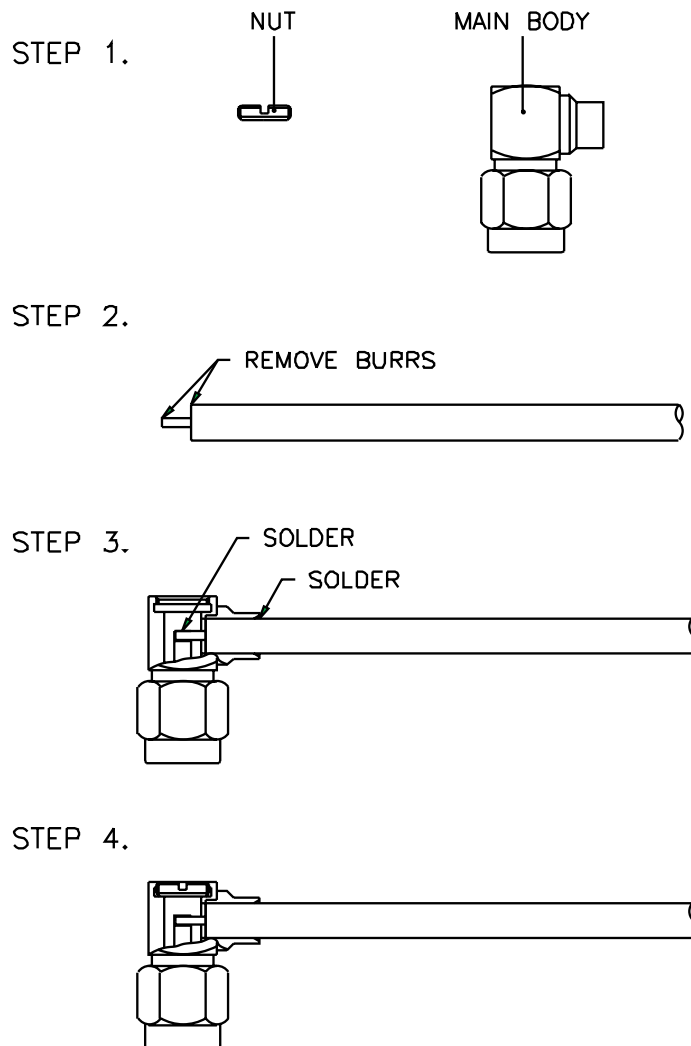
Solder (.047 Semi-Rigid)



- STEP 1.** All parts of the connector are shown.
- STEP 2.** Strip cable as per "RECOMMENDED CABLE STRIPPING DIM'S" in catalog.
- STEP 3.** Insert SOLDER BARREL, BODY INSULATOR and center CONTACT PIN onto cable.
- STEP 4.** Assemble cable into connector body and solder barrel onto main connector body.
(Avoid excessive heat which may distort dielectric).

Cable Assembly Instruction D

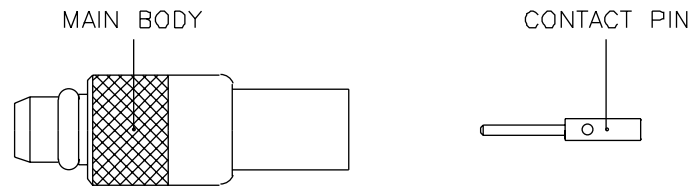
Solder (Semi-Rigid)



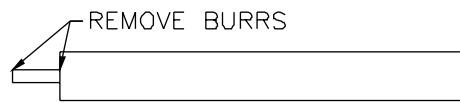
- STEP 1.** All parts of the connector are shown.
- STEP 2.** Strip the inner conductor, dielectric, and jacket as per "RECOMMENDED CABLE STRIPPING DIM'S" in catalog.
- STEP 3.** Solder inner conductor to the contact pin of MAIN BODY, and solder cable jacket to the MAIN BODY as shown.
- STEP 4.** Screw the NUT into the MAIN BODY until it stops.

Solder (Semi-Rigid)

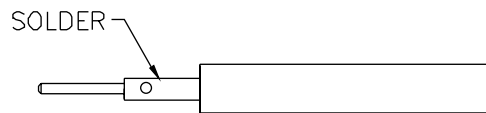
STEP 1.



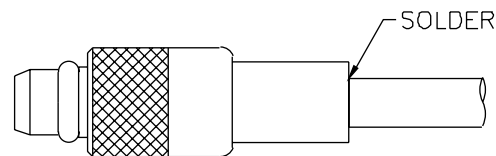
STEP 2.



STEP 3.



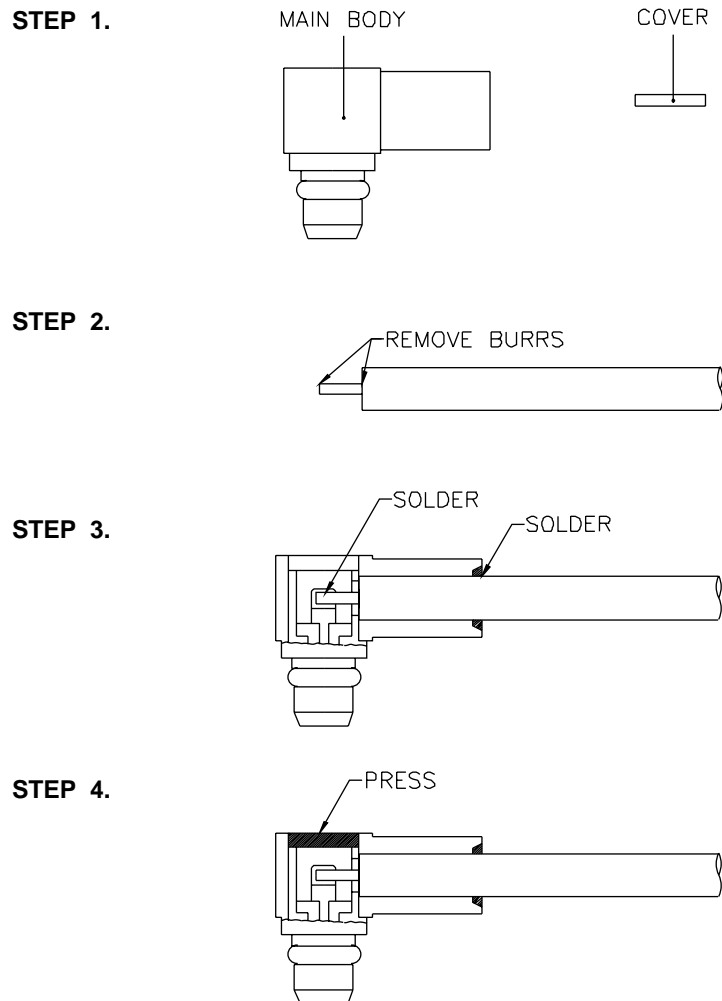
STEP 4.



- STEP 1.** All parts of the connector are shown.
- STEP 2.** Strip the inner conductor, dielectric, and jacket as per "RECOMMENDED CABLE STRIPPING DIM'S" in catalog.
- STEP 3.** Insert inner conductor into the CONTACT PIN and solder it as shown.
- STEP 4.** Solder the MAIN BODY to cable as shown.

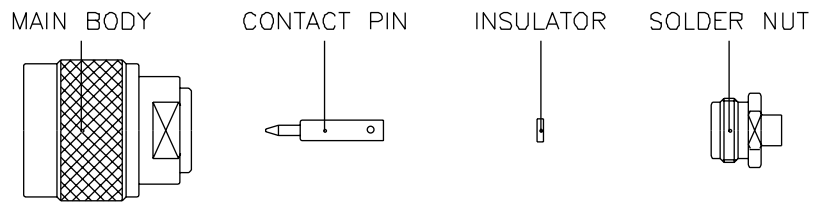
Cable Assembly Instruction F

Solder (Semi-Rigid)



- STEP 1.** All parts of the connector are shown.
- STEP 2.** Strip the inner conductor, dielectric, and jacket as per "RECOMMENDED CABLE STRIPPING DIM'S" in catalog.
- STEP 3.** Solder inner conductor to the contact pin of MAIN BODY, and solder cable jacket to the MAIN BODY as shown.
- STEP 4.** Press the COVER into the MAIN BODY until it is flat with the MAIN BODY.

STEP 1.



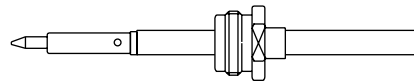
STEP 2.



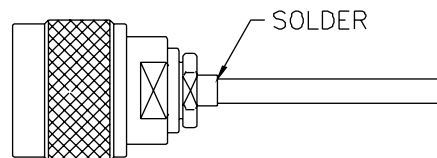
STEP 3.



STEP 4.



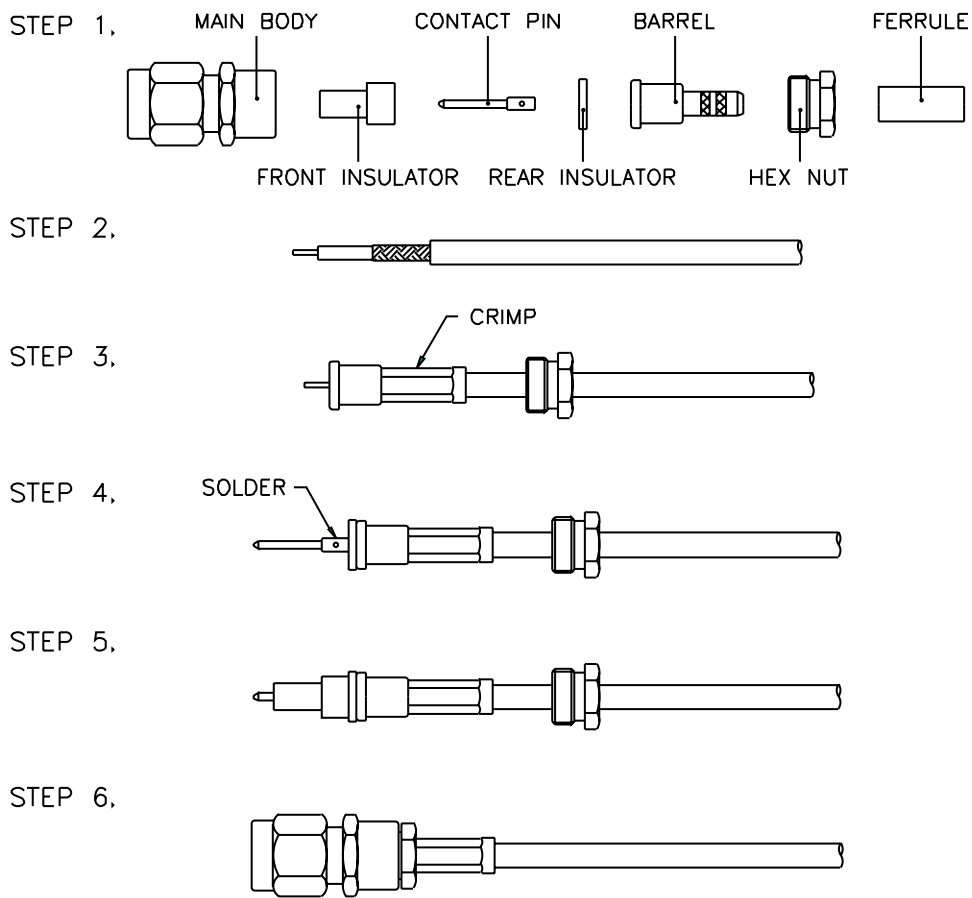
STEP 5.



- STEP 1.** All parts of the connector are shown.
- STEP 2.** Strip the inner conductor, dielectric, and jacket as per "RECOMMENDED CABLE STRIPPING DIM'S" in catalog.
- STEP 3.** Slide the INSULATOR onto inner conductor against the jacket. Then insert inner conductor into the CONTACT PIN and solder it as shown.
- STEP 4.** Slide the SOLDER NUT onto cable.
- STEP 5.** Insert cable and parts into MAIN BODY, then screw the SOLDER NUT until it is tight and solder it as shown.

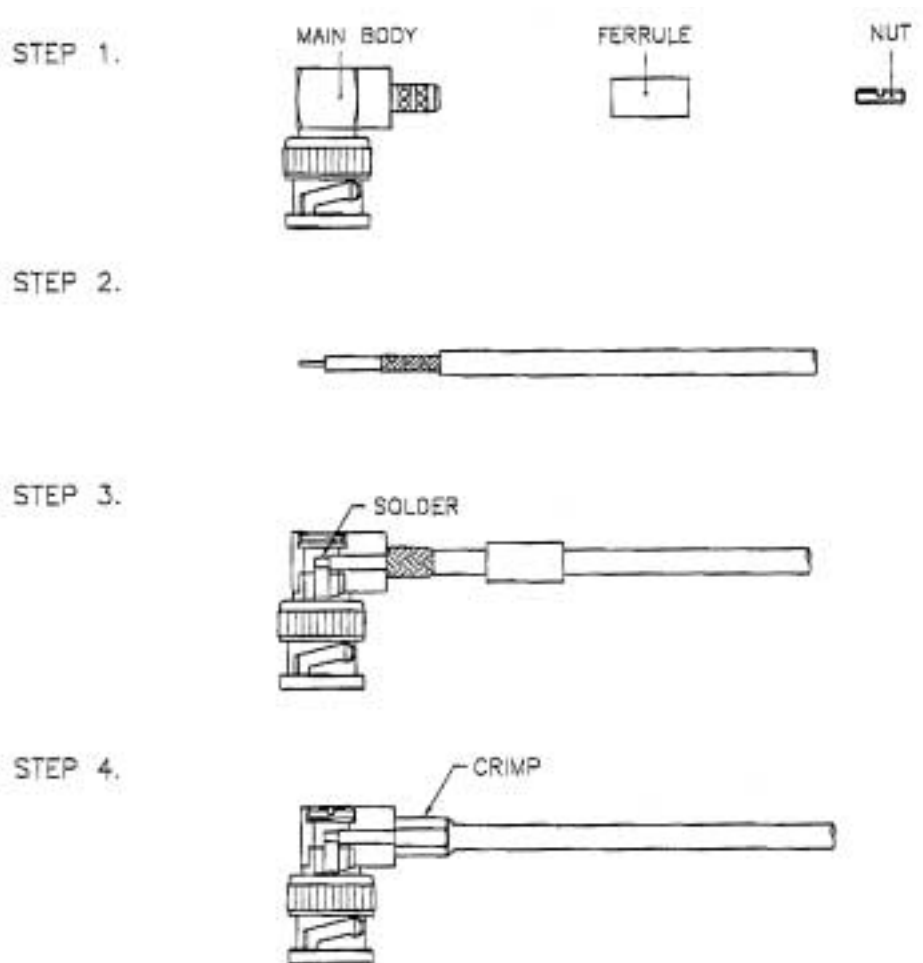
Cable Assembly Instruction H

Solder-crimp



- STEP 1.** All parts of the connector are shown.
- STEP 2.** Strip the cable inner conductor, dielectric, and jacket as per "RECOMMENDED CABLE STRIPPING DIM'S" in catalog.
- STEP 3.** Slide the HEX NUT and FERRULE onto cable. Then insert the BARREL into braid and dielectric, and slide the FERRULE over braid and crimp it as shown.
- STEP 4.** Slide the REAR INSULATOR against the BARREL. Then insert inner conductor into the CONTACT PIN and solder it as shown.
- STEP 5.** Slide the FRONT INSULATOR against the REAR INSULATOR.
- STEP 6.** Insert cable and parts into the MAIN BODY, then screw the HEX NUT until it is tight.

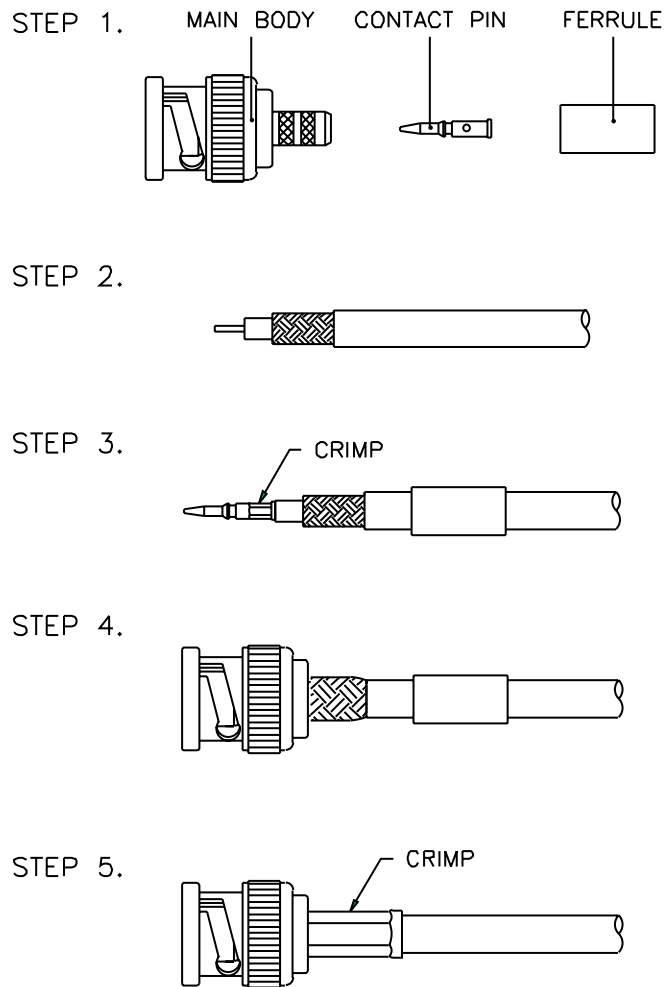
Solder-crimp



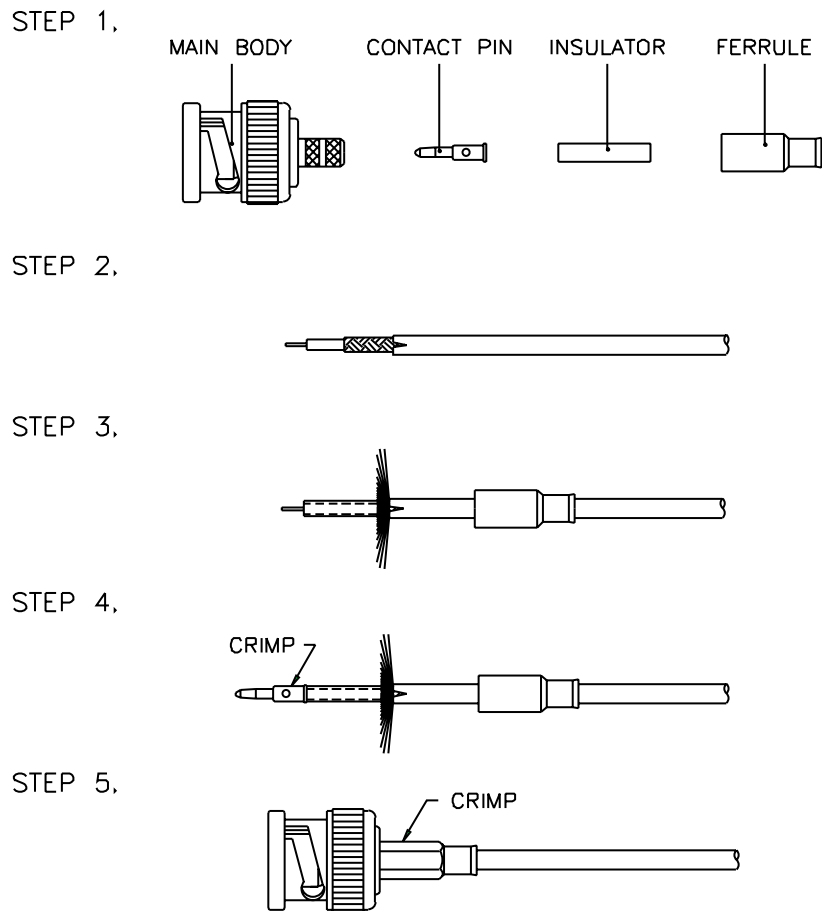
- STEP 1.** All parts of the connector are shown. A crimp tool is necessary to complete the termination.
- STEP 2.** Strip the cable inner conductor, dielectric, braid, and jacket as per "RECOMMENDED CABLE STRIPPING DIM'S" in catalog.
- STEP 3.** Slide the FERRULE onto cable Solder inner conductor to the contact pin of MAIN BODY. And insert the MAIN BODY into braid and dielectric.
- STEP 4.** Slide the FERRULE over braid and crimp it with the crimp tool as shown. Screw NUT onto MAIN BODY.

Cable Assembly Instruction J

Crimp-crimp



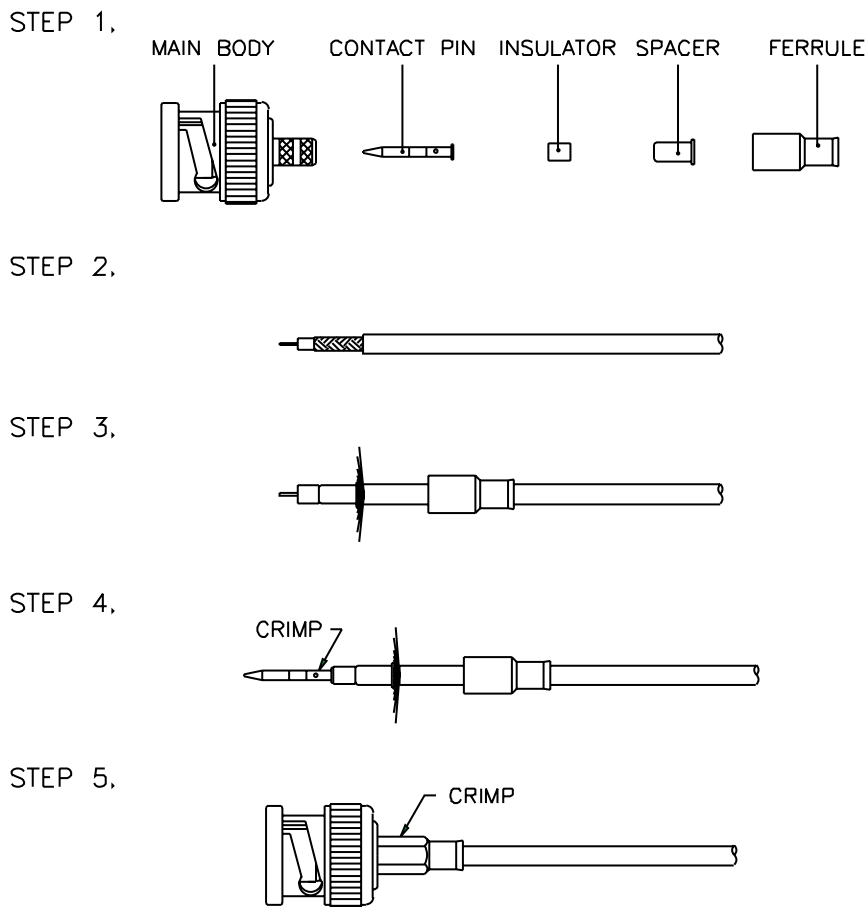
- STEP 1.** All parts of the connector are shown. A crimp tool is necessary to complete the connection.
- STEP 2.** Strip the cable inner conductor, dielectric, braid, and jacket as per "RECOMMENDED CABLE STRIPPING DIM'S" in catalog.
- STEP 3.** Insert inner conductor into the CONTACT PIN and solder on the cable. Then slide the FERRULE onto cable.
- STEP 4.** Insert the MAIN BODY into braid and dielectric.
- STEP 5.** Slide the FERRULE over braid, crimp it with the crimp tool as shown.



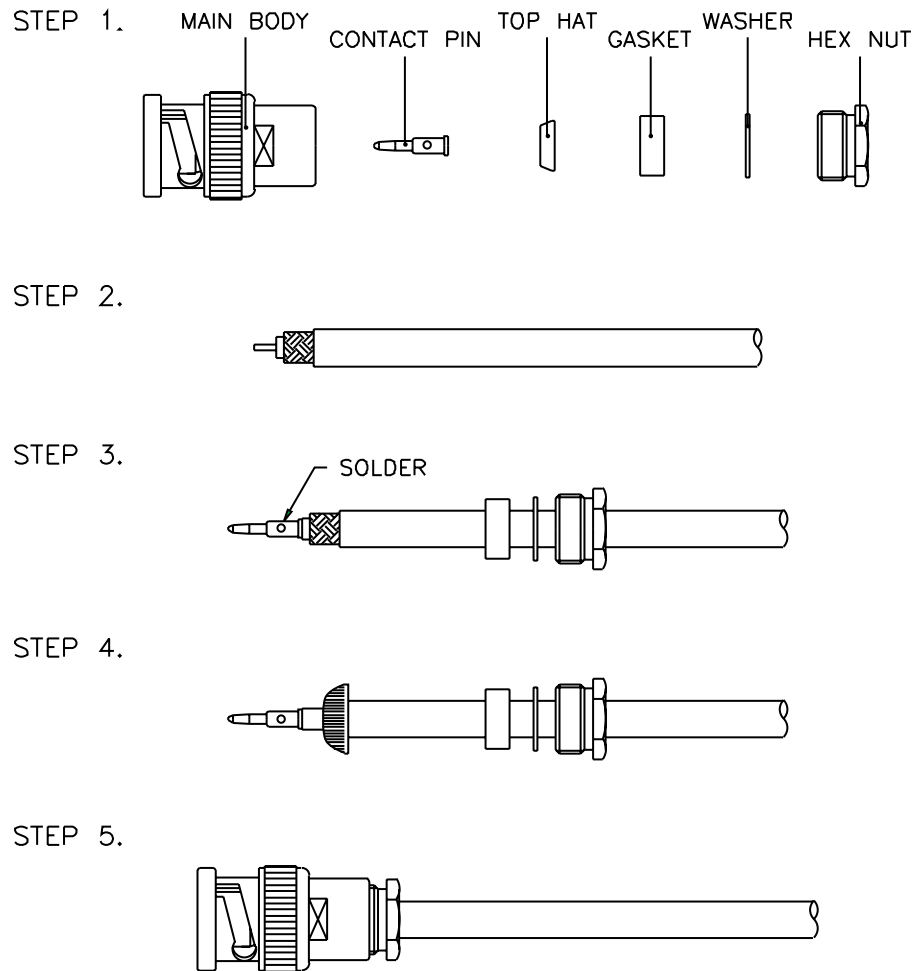
- STEP 1.** All parts of the connector are shown.
A crimp tool is necessary to complete the connection.
- STEP 2.** Strip the inner conductor, dielectric, and jacket as per "RECOMMENDED CABLE STRIPPING DIM'S" in catalog.
- STEP 3.** Slide the FERRULE onto cable, then fold back braid wire and slide the INSULATOR onto dielectric as shown.
- STEP 4.** Insert inner conductor into the CONTACT PIN, crimp it with crimp tool as shown.
- STEP 5.** Push cable and parts into the MAIN BODY until it stops. Then slide the FERRULE over braid wire and against the MAIN BODY, crimp it with the crimp tool as shown.

Cable Assembly Instruction L

Crimp-crimp



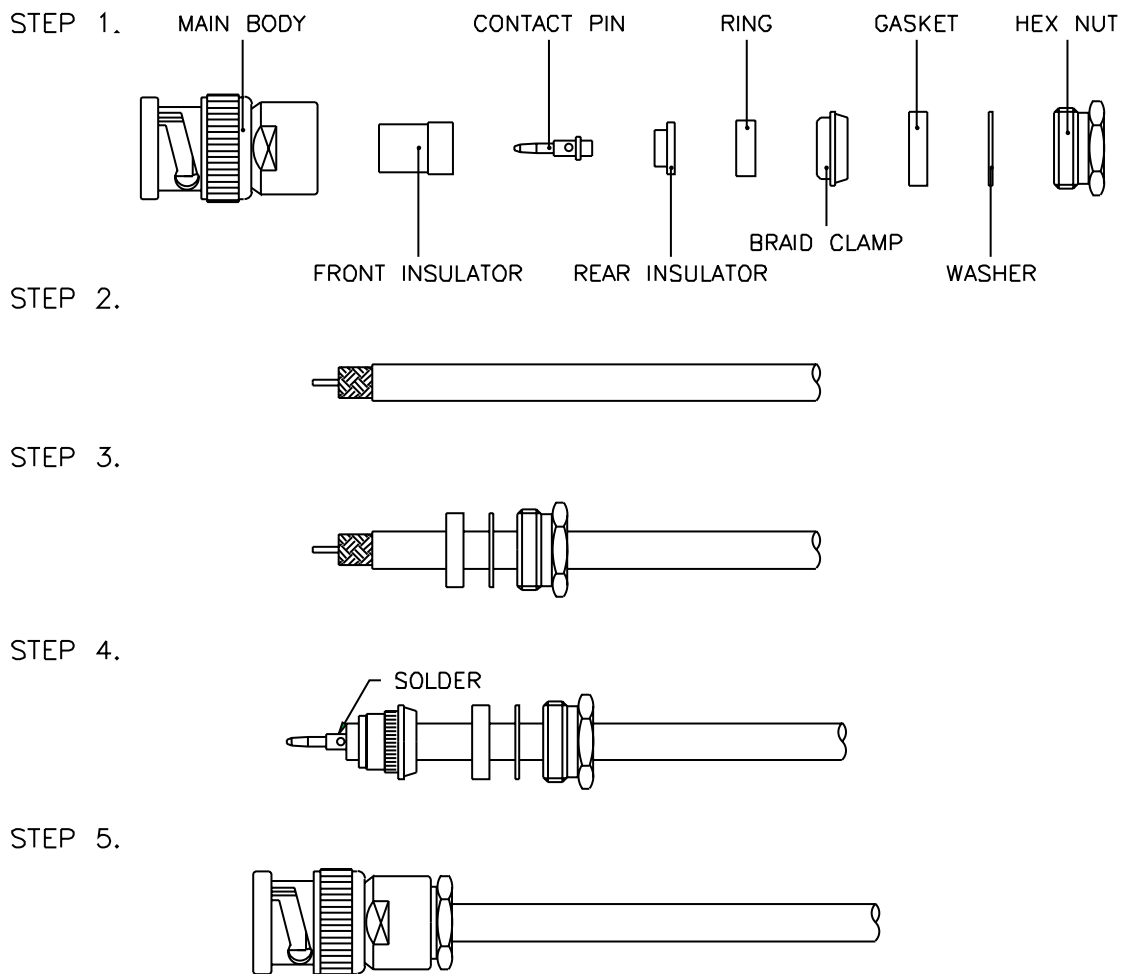
- STEP 1.** All parts of the connector are shown. A crimp tool is necessary to complete the connection.
- STEP 2.** Strip the inner conductor, dielectric, braid, and jacket as per "RECOMMENDED CABLE STRIPPING DIM'S" in catalog.
- STEP 3.** Slide the FERRULE onto cable, then fold back braid wire and slide the SPACER and INSULATOR onto dielectric as shown.
- STEP 4.** Insert inner conductor into the CONTACT PIN, crimp it with crimp tool as shown.
- STEP 5.** Push cable and parts into the MAIN BODY until it stops. Then slide the FERRULE over braid wire and against the MAIN BODY, crimp it with the crimp tool as shown.



- STEP 1.** All parts of the connector are shown.
- STEP 2.** Strip the cable inner conductor, dielectric, and jacket as per “RECOMMENDED CABLE STRIPPING DIM’S” in catalog.
- STEP 3.** Insert inner conductor into the CONTACT PIN and solder it as shown. Then slide the HEX NUT, WASHER, and GASKET onto cable one by one.
- STEP 4.** Place the TOP HAT over braid and push back against cable jacket. Fold back braid wire as shown.
- STEP 5.** Insert cable and parts into the MAIN BODY, then screw the HEX NUT until it is tightened.

Cable Assembly Instruction N

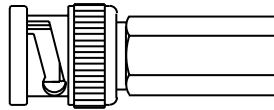
Clamp-solder




- STEP 1.** All parts of the connector are shown.
- STEP 2.** Strip the inner conductor, dielectric, and jacket as per "RECOMMENDED CABLE STRIPPING DIM'S" in catalog.
- STEP 3.** Slide the HEX NUT, WASHER, and GASKET onto cable one by one.
- STEP 4.** Place the BRAID CLAMP over braid and push back against cable jacket. Fold back braid wire as shown, and slide the RING and REAR INSULATOR against the BRAID CLAMP. Then insert inner conductor into the CONTACT PIN and solder it.
- STEP 5.** Insert cable and parts into the MAIN BODY, then screw the HEX NUT until it is tightened.

Twist-on

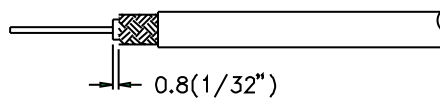
STEP 1.



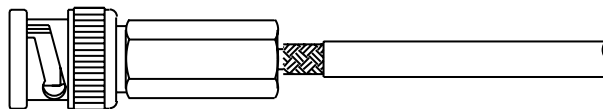
STEP 2.



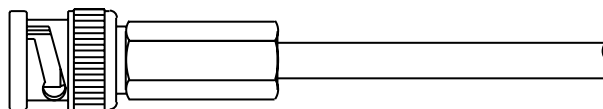
STEP 3.



STEP 4.



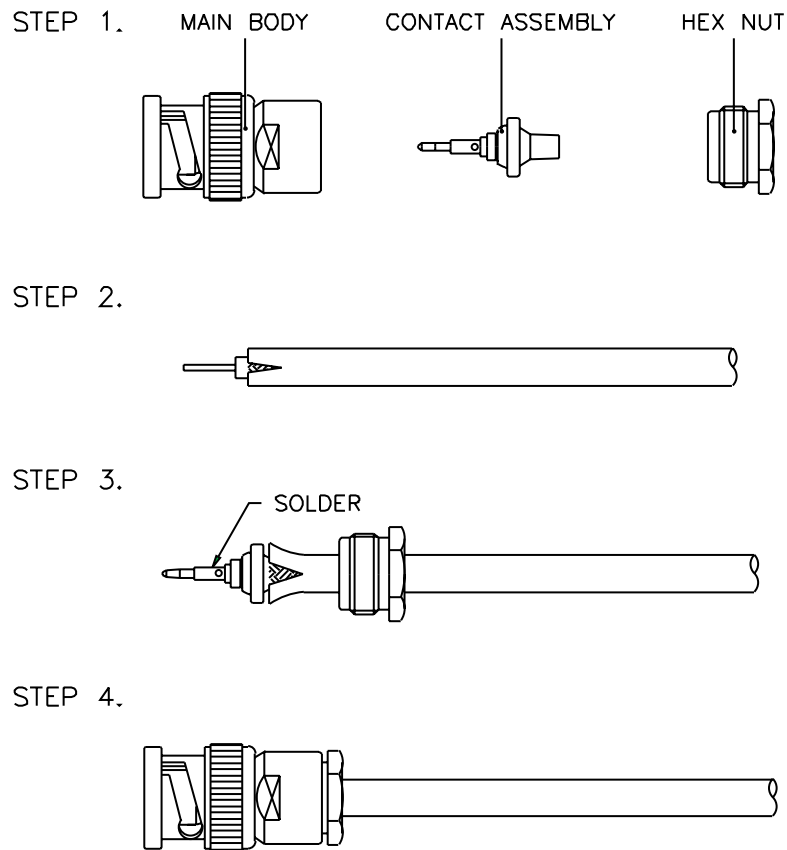
STEP 5.



- STEP 1.** The connector is shown.
- STEP 2.** Strip the cable inner conductor, dielectric, braid, and jacket as per "RECOMMENDED CABLE STRIPPING DIM'S" in catalog.
- STEP 3.** Twist braid in a clockwise direction so that at least 0,8mm of dielectric is bared, and braid is left flat.
- STEP 4.** Insert inner conductor into back end of connector gently, and feed it into the guide hole.
- STEP 5.** Push and screw connector onto cable in a clockwise direction until it stops.

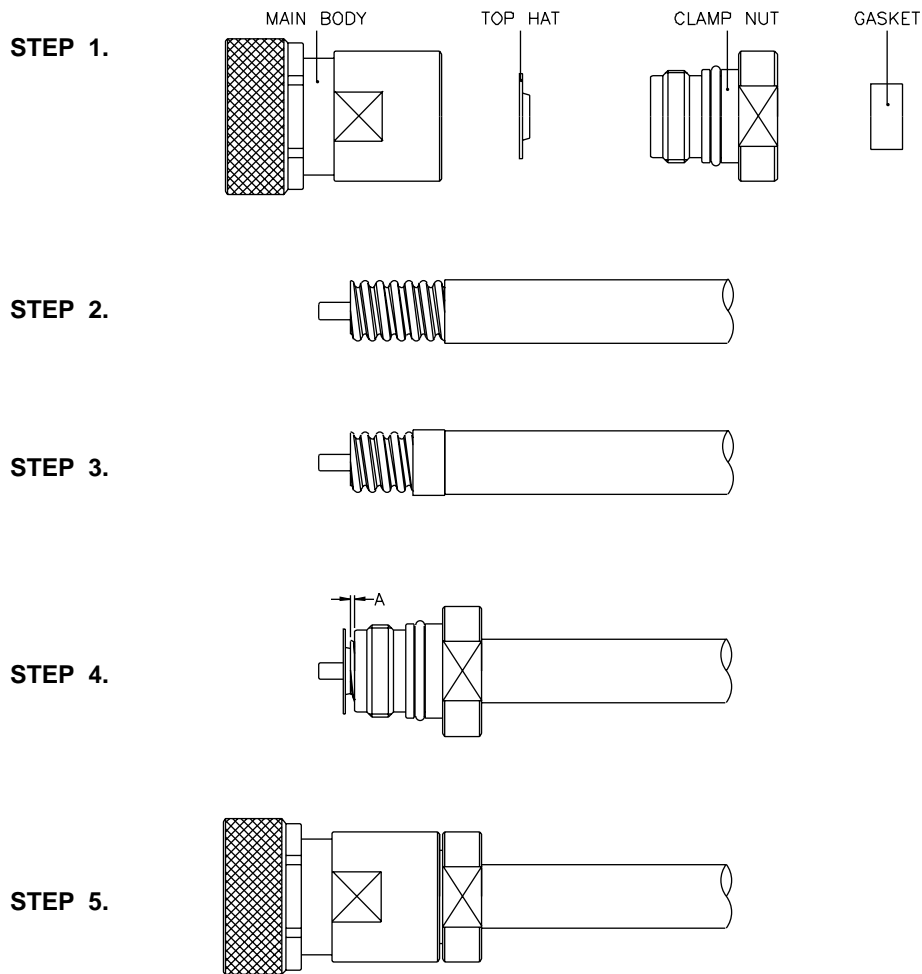
Cable Assembly Instruction P

Solder-wedge compression



- STEP 1.** All parts of the connector are shown.
- STEP 2.** Strip the cable inner conductor, dielectric, and jacket as per "RECOMMENDED CABLE STRIPPING DIM'S" in catalog.
- STEP 3.** Slide the HEX NUT onto cable, then insert the CONTACT ASSEMBLY under braid and jacket.
- STEP 4.** Insert cable and parts into the MAIN BODY, then screw the HEX NUT until it is tight.

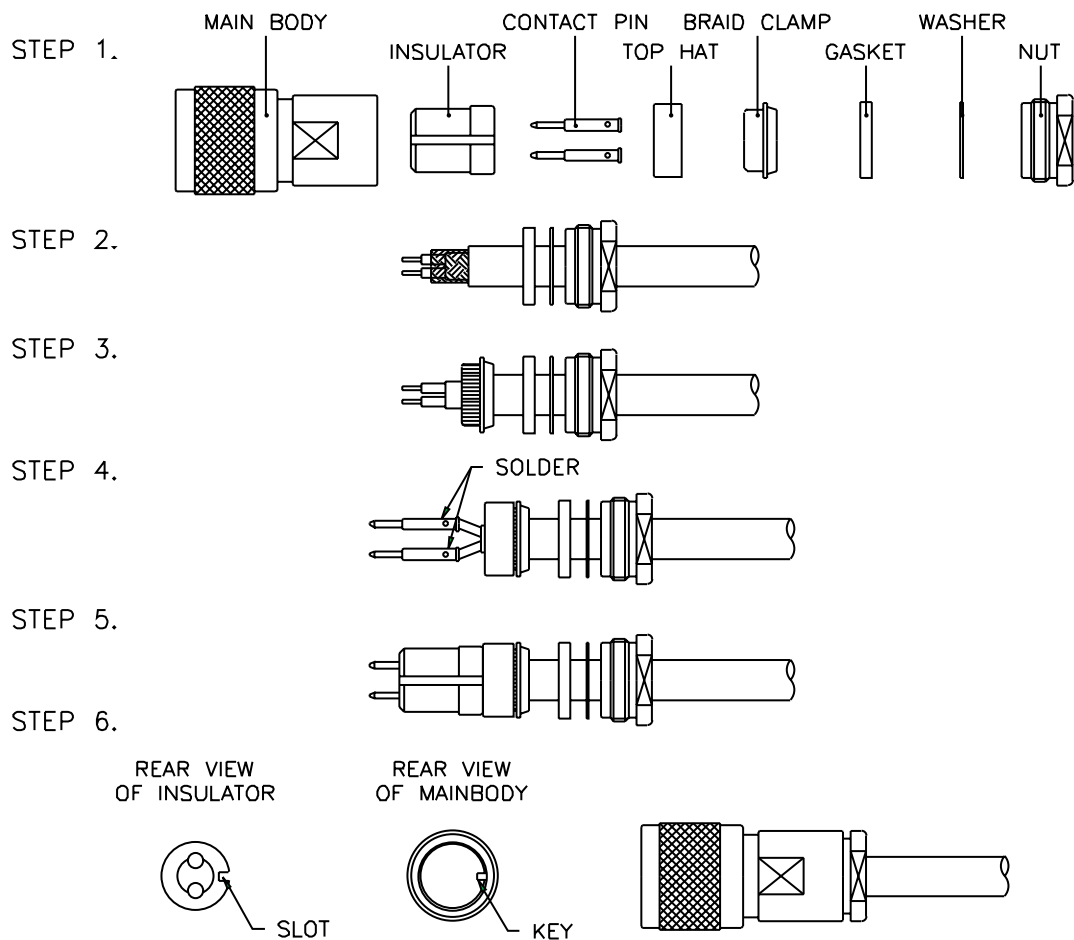
Clamp



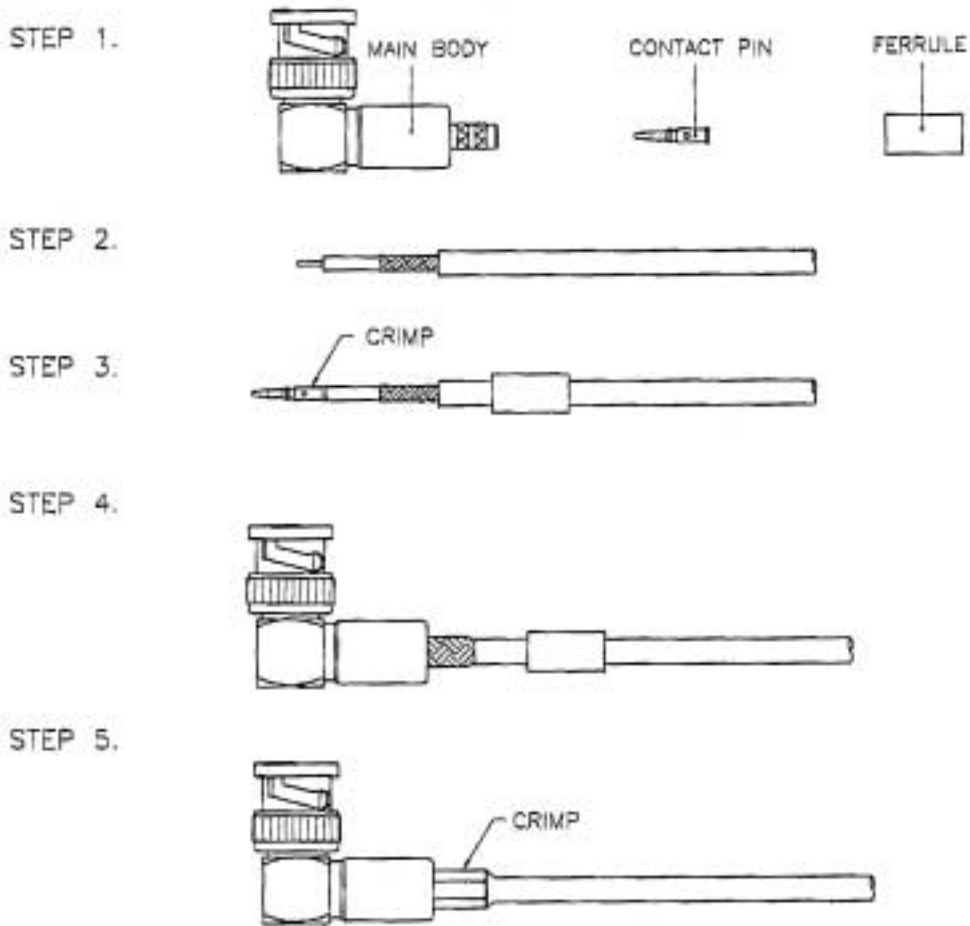
- STEP 1.** All parts of the connector are shown.
- STEP 2.** Strip the inner conductor, dielectric, outer conductor, and jacket as per "RECOMMENDED CABLE STRIPPING DIM'S" in catalog.
- STEP 3.** Thread the GASKET onto the cable until it is against the cable jacket.
- STEP 4.** Thread the CLAMP NUT onto the cable until the A dimension is 1-1.5 mm, then push the TOP HAT onto the outer conductor of cable inside as shown.
- STEP 5.** Thread the MAIN BODY onto the CLAMP NUT and tighten the connection with wrenches, hold the CLAMP NUT and turn only the MAIN BODY.

Cable Assembly Instruction R

Twin Solder-clamp



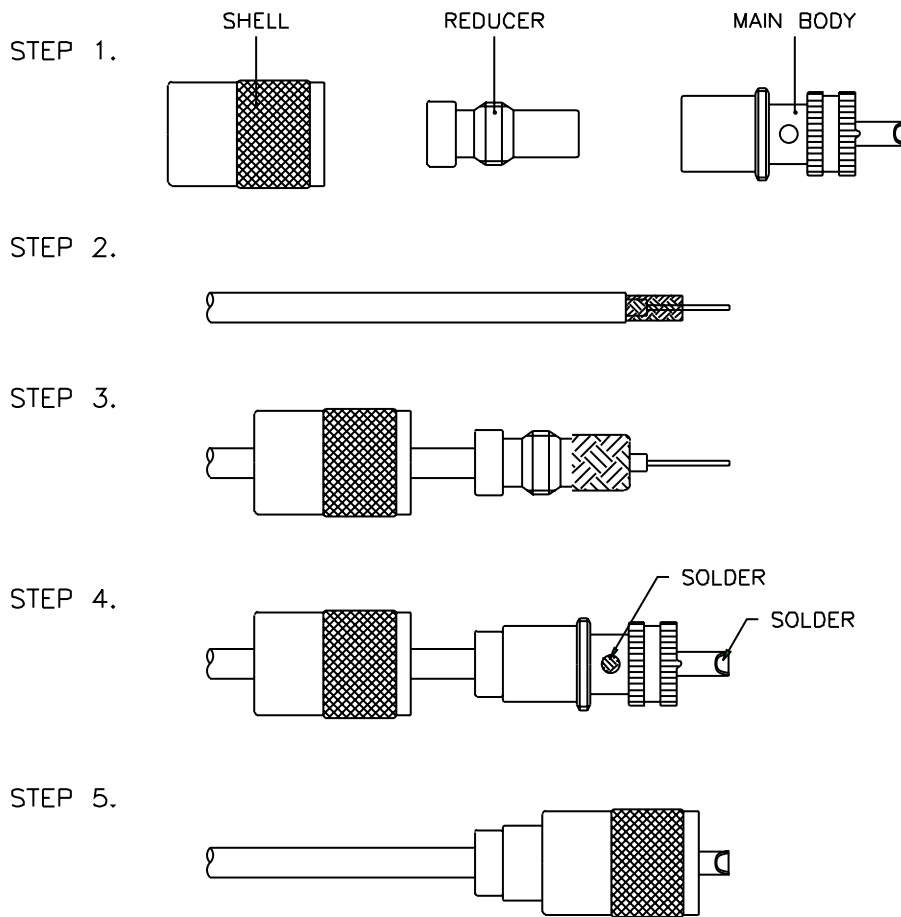
- STEP 1.** All parts of the connector are shown.
- STEP 2.** Strip the cable inner conductor, dielectric, and jacket as per "RECOMMENDED CABLE STRIPPING DIM'S" in catalog. Then slide the NUT, WASHER, and GASKET onto cable.
- STEP 3.** Place the BRAID CLAMP over braid and push back against cable jacket. Fold back braid wire as shown.
- STEP 4.** Slide the TOP HAT against the BRAID CLAMP. Then insert inner conductor into the CONTACT PINS and solder them.
- STEP 5.** Insert the CONTACT PINS into the INSULATOR until the INSULATOR is against the TOP HAT.
- STEP 6.** Insert cable and parts into the MAIN BODY, aligning slot of the INSULATOR with key in the MAIN BODY. Then screw the NUT until it is tight.



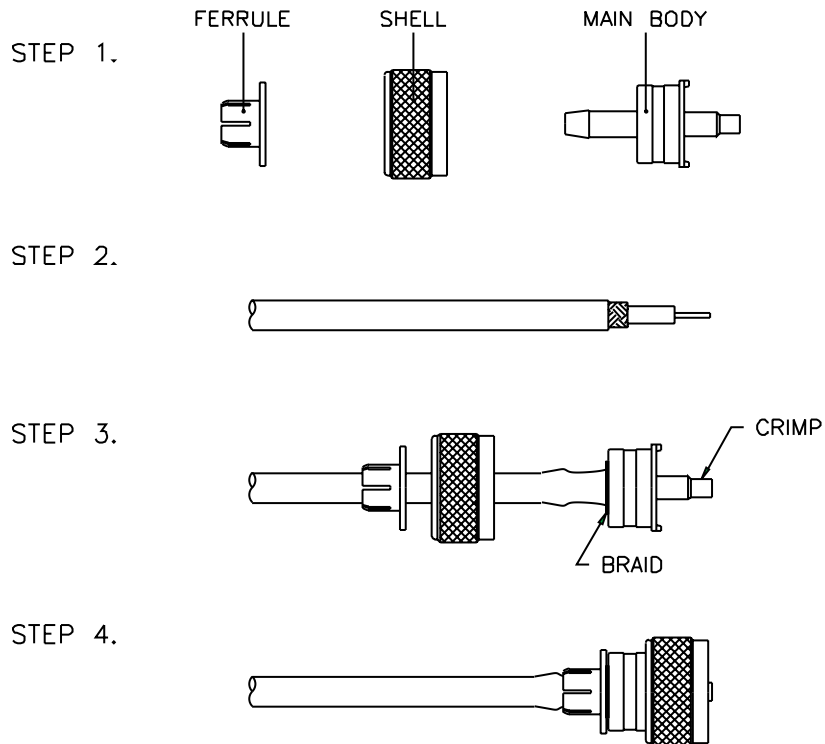
- STEP 1.** All parts of the connector are shown. A crimp tool is necessary to complete the termination.
- STEP 2.** Strip the cable inner conductor, dielectric, braid, and jacket as per "RECOMMENDED CABLE STRIPPING DIM'S" in catalog.
- STEP 3.** Insert inner conductor into the CONTACT PIN and crimp it with the crimp tool as shown. Then slide the FERRULE onto cable.
- STEP 4.** Insert the MAIN BODY into braid and dielectric.
- STEP 5.** Slide the FERRULE over braid and crimp it with the crimp tool as shown.

Cable Assembly Instruction T

Solder (with reducer)



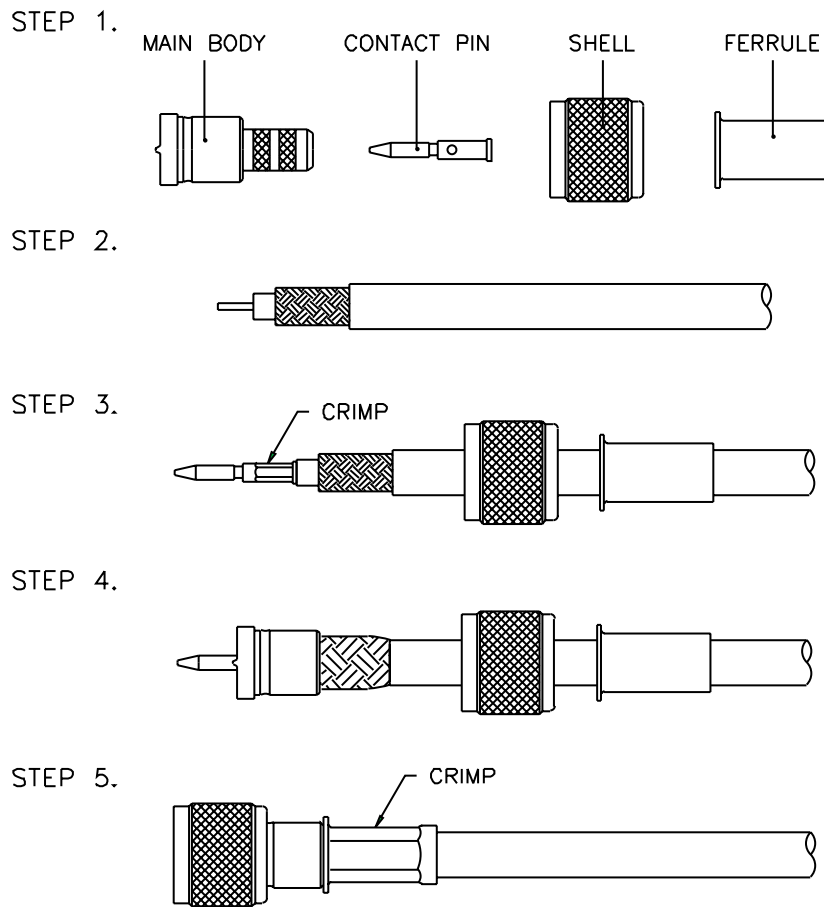
- STEP 1.** All parts of the connector are shown.
- STEP 2.** Strip the cable inner conductor, dielectric, braid, and jacket as per "RECOMMENDED CABLE STRIPPING DIM'S" in catalog.
- STEP 3.** Slide the **SHELL** and **REDUCER** onto cable, then fold back braid wire over the **REDUCER** as shown.
- STEP 4.** Screw the **MAIN BODY** onto the **REDUCER** and solder it as shown.
- STEP 5.** Slide the **SHELL** forward and screw in place on the **MAIN BODY**.



- STEP 1.** All parts of the connector are shown.
- STEP 2.** Strip the cable inner conductor, dielectric, braid, and jacket as per "RECOMMENDED CABLE STRIPPING DIM'S" in catalog.
- STEP 3.** Slide the FERRULE and SHELL onto cable one by one, and insert the MAIN BODY into braid and dielectric until it is against cable jacket. Then crimp the CONTACT PIN as shown.
- STEP 4.** Slide the SHELL onto the MAIN BODY, and push the FERRULE until it is against the MAIN BODY. If inner conductor sticks out beyond the CONTACT PIN, trim it.

Cable Assembly Instruction V

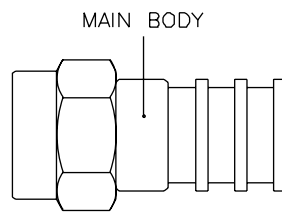
Crimp-crimp



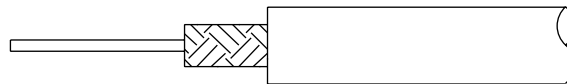
- STEP 1.** All parts of the connector are shown. A crimp tool is necessary to complete the connection.
- STEP 2.** Strip the cable inner conductor, dielectric, braid, and jacket as per "RECOMMENDED CABLE STRIPPING DIM'S" in catalog.
- STEP 3.** Insert inner conductor into the CONTACT PIN, crimp it with the crimp tool as shown. Then slide the FERRULE and SHELL onto cable one by one.
- STEP 4.** Insert the MAIN BODY under braid and dielectric.
- STEP 5.** Slide the SHELL until it is against the MAIN BODY, then slide the FERRULE over braid, crimp it with the crimp tool as shown.

Crimp

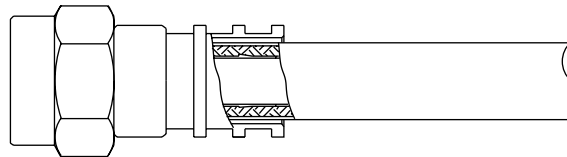
STEP 1.



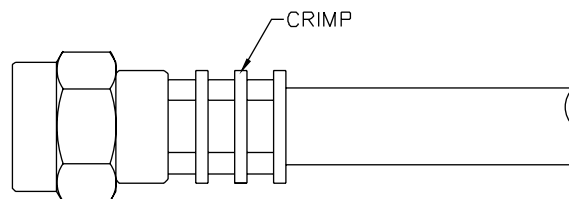
STEP 2.



STEP 3.



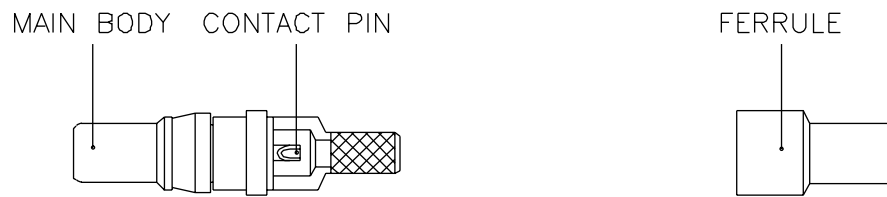
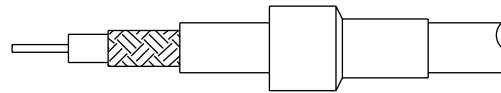
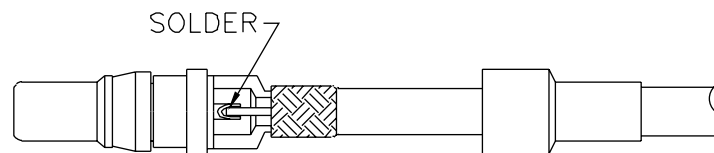
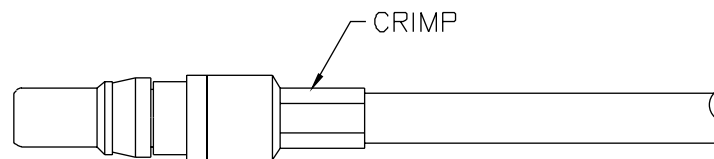
STEP 4.



- STEP 1.** All parts of the connector are shown. A crimp tool is necessary to complete the connection.
- STEP 2.** Strip the inner conductor, dielectric, braid, and jacket as per "RECOMMENDED CABLE STRIPPING DIM'S" in catalog.
- STEP 3.** Insert cable into the back end of MAIN BODY gently, and feed it into the guide hole.
- STEP 4.** Crimp it with the crimp tool as shown.

Cable Assembly Instruction X

Solder-crimp

STEP 1.**STEP 2.****STEP 3.****STEP 4.****STEP 5.**

STEP 1. All parts of the connector are shown. A crimp tool is necessary to complete the connection.

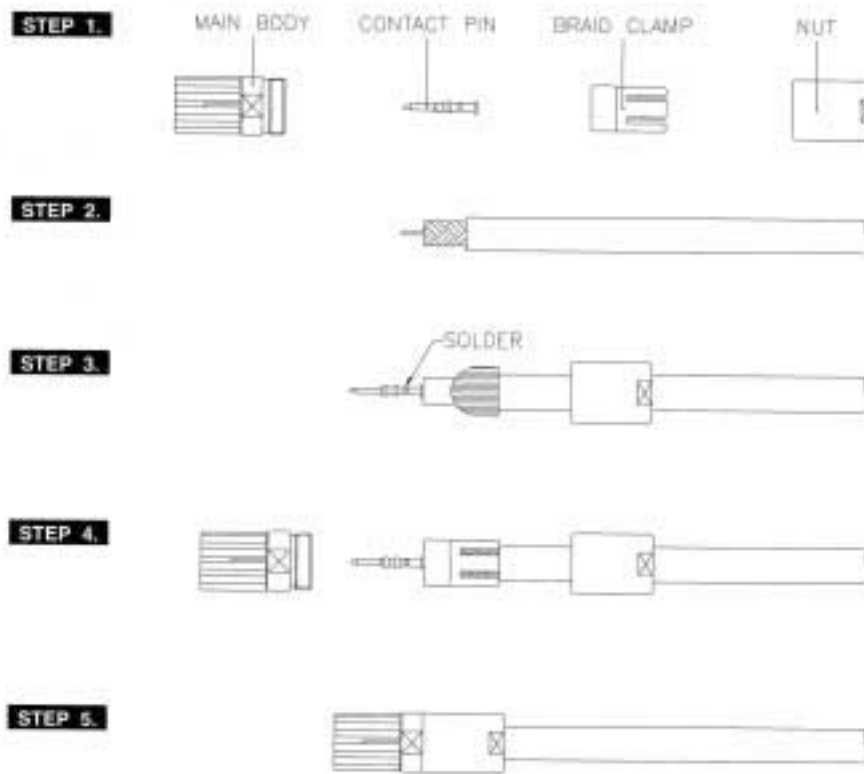
STEP 2. Strip the inner conductor, dielectric, braid, and jacket as per "RECOMMENDED CABLE STRIPPING DIM'S" in catalog.

STEP 3. Slide the FERRULE onto cable.

STEP 4. Solder inner conductor to contact pin of the MAIN BODY as shown.

STEP 5. Slide the FERRULE over braid; crimp it with the crimp tool as shown.

Solder-clamp



- STEP 1.** All parts of the connector are shown.
- STEP 2.** Strip the cable inner conductor, dielectric, braid, and jacket as per "RECOMMENDED CABLE STRIPPING DIM'S" in catalog.
- STEP 3.** Slide the NUT onto cable, then insert inner conductor into the CONTACT PIN and solder it, fold back braid wire as shown.
- STEP 4.** Place the BRAID CLAMP over braid and push back against cable jacket.
- STEP 5.** Insert cable and parts into the MAIN BODY, then screw the NUT until it is tightened.

Part number	Description	Page	Part number	Description	Page	Part number	Description	Page
1.0/2.3			7166441A1-120STS-7/8A-50	bulkhead clamp jack	141	SMAM-BM-NT3G-50	adapter sma plug-bnc plug	194
1231121A1-N/3GT3G-5-50	straight crimp/crimp plug	173	7166451A2-120STS-50	bulkhead receptacle jack	142	SMAM-FMEM-NT3G-50	adapter fme nipple plug-to-sma plug	170
1236121B1-N/3GT3G-5-50	straight crimp/crimp jack	173	7166481A1-120STS-10-50	bulkhead solder jack	141	SMAM-MCXF1-3GT50G-50	adapter sma plug-mcx jack	197
1236251L1-N/3GT3G-50	straight pcb jack	174	7166481A1-120STS-12-50	bulkhead solder jack	141	SMAM-MCXM1-3GT50G-50	adapter sma plug-mcx plug	197
1236252L1-N/3GT3G-50	angled pcb jack	174	7166481B1-120STS-11-50	bulkhead solder jack	141	SMAM-MMCXF1-3GT50G-50	adapter sma plug-mmcx jack	197
1236421A1-N/3GT3G-6-75	bulkhead crimp/crimp jack	173	7166511A1-120STS-1-50	panel crimp jack	140	SMAM-MMCXM1-3GT50G-50	adapter sma plug-mmcx plug	198
1.6/5.6			7166511A1-120STS-1A-50	panel crimp jack	140	SMAM-MUF-NT3G-50	adapter sma plug-mini-uhf jack	196
1561112A1-N/3GT3G-3-75	angled crimp/solder plug	177	7166511A1-120STS-7-50	panel crimp jack	140	SMAM-MUM-NT3G-50	adapter sma plug-to-mini-uhf plug	196
1561112A1-N/3GT3G-6-75	angled crimp/solder plug	177	7166511A1-120STS-7A-50	panel crimp jack	140	SMAM-SMBF-3GT50G-50	adapter sma plug-smb jack	195
1561121A1-N/3GT3G-3-75	straight crimp/crimp plug	177	7166511A2-120STS-17-50	panel crimp jack	140	SMAM-SMBM1-3GT50G-50	adapter sma plug-smb plug	195
1561121A1-N/3GT3G-6-75	straight crimp/crimp plug	177	7166511A2-120STS-7C-50	panel crimp jack	140	SMAM-TF-NT3G-50	adapter sma plug-tnc jack	194
1561141A1-N/3GT3G-3-75	straight clamp plug	178	7166541A1-120STS-1/2-50	panel clamp jack	140	SMAM-TM-NT3G-50	adapter sma plug-tnc plug	194
1561141A1-N/3GT3G-6-75	straight clamp plug	178	7166541A1-120STS-3/8-50	panel clamp jack	140	SMAM-UF-NT3G-50	adapter sma plug-uhf jack	196
1561142A1-N/3GT3G-3-75	angled clamp plug	178	7166551A2-120STS-50	panel receptacle jack	142	SMAM-UM-NT3G-50	adapter sma plug-uhf plug	196
1561142A1-N/3GT3G-6-75	angled clamp plug	178	7166551C1-N/NTS-50	panel receptacle jack	142	TM-FMEM-NDS-50	adapter fme nipple plug-to-tnc plug	168
1562071A1-N/3GT3G-75	adapter plug-to-plug	180	7166581A1-120STS-10-50	panel solder jack	140	TM-L-FMEM-NT3G-50	angled adapter fme nipple plug-to-tnc plug	169
1562076A1-N/3GT3G-75	adapter plug-to-plug	180	7166581A1-120STS-12-50	panel solder jack	140	BNC		
1564077A1-N/3GT3G-75	Y-adapter plug-jack-plug	181	7166581B1-120STS-11-50	panel solder jack	140	112586-NT30G	straight pcb jack	86
1566251M1-N/3GT3G-75	bulkhead straight pcb jack	179	7167071A1-120STS-50	adapter jack-to-jack	143	456-107	angled pcb filtered bnc jack	185
1566252M1-N/3GT3G-75	angled bulkhead pcb jack	180	7167471A1-N/NTS-50	bulkhead adapter jack-jack	143	456-107A	pcb bnc filtered bnc jack	185
1566412A1-N/3GT3G-3-75	angled bulkhead crimp jack	178	Between Series Adapters			456-107ANF	pcb bnc jack	185
1566412A1-N/3GT3G-6-75	angled bulkhead crimp jack	178	BF-TF1-NT3G-50	adapter bnc jack-tnc jack	200	456-107B	pcb filtered bnc jack	185
1566421A1-N/3GT3G-3-75	bulkhead crimp/crimp jack	177	BF-TM-NT3G-50	adapter bnc jack-tnc plug	200	456-107BNF	pcb bnc jack	185
1566421A1-N/3GT3G-6-75	bulkhead crimp/crimp jack	177	BM-FMEM-NDS-50	fme adapter nipple plug-to-bnc plug	168	456-107SG	bulkhead receptacle filtered bnc solder jack	186
1566441A1-N/3GT3G-3-75	bulkhead straight clamp jack	179	BM-L-FMEM-NT3G-50	angled adapter fme nipple plug-to-bnc plug	168	456-107TG	bulkhead receptacle filtered bnc solder jack	186
1566441A1-N/3GT3G-6-75	bulkhead straight clamp jack	179	BM-TF1-NT3G-50	adapter bnc plug-tnc jack	200	456-117	angled pcb filtered bnc jack	185
1566442A1-N/3GT3G-3-75	angled bulkhead jack	179	BM-TM1-NT3G-50	adapter bnc plug-tnc plug	200	456-117F	angled pcb filtered bnc jack	185
1566442A1-N/3GT3G-6-75	angled bulkhead jack	179	FME2071N1-NTS-50	adapter fme nipple plug-to-n plug	169	456-117G	angled pcb grounded bnc jack	185
1567471A1-N/3GT3G-75	bulkhead adapter jack-jack	181	FMEM-MCXM-NT3G-50	adapter fme nipple plug-to-mcx plug	170	456-117NF	angled pcb bnc jack	185
1568077A1-N/3GT3G-75	Y-adapter jack-to-jack-jack	181	FMEM-MUM-NDS-50	adapter fme nipple plug-to-mini-uhf plug	169	456-117S	angled pcb filtered bnc jack	185
7/16			FMEM-UM-NTS-50	adapter fme nipple plug-to-uhf plug	169	456-208	bulkhead receptacle filtered bnc crimp jack	186
7161111A1-120STS-1-50	straight crimp plug	137	NF -716F-120STS-50	adapter n jack-to-7/16 jack	199	456-208G	bulkhead receptacle grounded bnc crimp jack	186
7161111A1-120STS-1A-50	straight crimp plug	137	NF -716M-120STS-50	adapter n jack-to-7/16 jack	199	456-218	bulkhead receptacle filtered bnc crimp jack	186
7161111A1-120STS-5-50	straight crimp plug	137	NF-BF-NT3G-50	adapter n jack-to-bnc jack	198	456-218G	bulkhead receptacle grounded bnc jack	186
7161111A1-120STS-7-50	straight crimp plug	137	NF-BM-NT3G-50	adapter n jack-to-bnc jack	198	456-717	angled pcb filtered bnc jack	185
7161111A1-120STS-7A-50	straight crimp plug	137	NF-FM2-NT3G-75	adapter n jack-to-f plug	199	456-717F	angled pcb grounded bnc jack	185
7161111A2-120STS-17-50	straight crimp plug	137	NF-SMAF2-NT3G-50	adapter n jack-to-sma jack	196	456-717NF	angled pcb bnc jack	185
7161111A2-120STS-7C-50	straight crimp plug	137	NF-SMAF-NT3G-50	adapter n jack-to-sma plug	195	456-717S	angled pcb filtered bnc jack	185
7161112A1-120STS-1-50	angled crimp/solder plug	138	NF-SMAM-NT3G-50	adapter n jack-to-sma plug	195	456-915	adapter filtered bnc jack-jack	187
7161112A1-120STS-17-50	angled crimp/solder plug	138	NF-TM-NT3G-50	adapter n jack-to-tnc plug	198	456-917	adapter filtered bnc jack-jack	187
7161112A1-120STS-1A-50	angled crimp/solder plug	138	NM -716F-120STS-50	adapter n plug-to-7/16 jack	199	456-920	adapter filtered twin-bnc jack-to-jack	187
7161112A1-120STS-7-50	angled crimp/solder plug	138	NM -716M-120STS-50	adapter n plug-to-7/16 jack	199	AC-BNC-JJ-75	bulkhead xlr receptacle jack-to-jack	204
7161112A1-120STS-7A-50	angled crimp/solder plug	138	NM-SMAF-NT3G-50	adapter n plug-to-sma jack	195	AC-BNC-JJ-75B	bulkhead xlr receptacle jack-to-jack	204
7161112A1-120STS-7C-50	angled crimp/solder plug	138	NM-SMAF-NT3G-50	adapter n plug-to-sma plug	195	AC-BNC-JJA-75	bulkhead xlr receptacle jack-to-jack	204
7161141A1-120STS-1/2-50	straight clamp plug	137	NM-SMAM-NT3G-50	adapter n plug-to-sma plug	195	AC-BNC-PJ-75B	bulkhead xlr receptacle jack-to-jack	204
7161141A1-120STS-3/8-50	straight clamp plug	137	NM-TM1-NT3G-50	adapter n plug-to-tnc jack	199	C-BNC-PJ-75B	bulkhead xlr receptacle jack-to-jack	204
7161141A1-120STS-7/8A-50	straight clamp plug	137	OS-7050-NDG	adapter bnc plug-to-f jack	201	AC-BNC-PJA-75	bulkhead xlr receptacle jack-to-jack	204
7161142A1-120STS-1/2-50	angled clamp plug	138	OS-7051-NDG	adapter n plug-to-bnc plug	198	B1004A1-ND3G-50R-0.01-0.5W	terminator plug	93
7161142A1-120STS-3/8-50	angled clamp plug	138	OS-7059-NDG	adapter bnc plug-uhf plug	201	B1004A1-ND3G-75R-0.05-1W	terminator plug	93
7161142A1-120STS-7/8A-50	angled clamp plug	138	OS-7060-NDG	adapter bnc plug-uhf jack	201	B1004A1-ND3G-93R-0.05-1W	terminator plug	93
7161181A1-120STS-10-50	straight solder plug	137	OS-7249-NDG	adapter n jack-to-f jack	199	B1004A1-NT3G-50R-0.5W	terminator plug	93
7161181A1-120STS-12-50	straight solder plug	137	OS-7324-NDG	adapter n plug-to-bnc jack	198	B1004A1-NT3G-75R-0.05-1W	terminator plug	93
7161181B1-120STS-11-50	straight solder plug	137	OS-7328-NDG	adapter n plug-to-tnc jack	198	B1004A1-NT3G-93R-0.05-1W	terminator plug	93
7161182A1-120STS-10-50	angled solder plug	138	OS-7330-NDG	adapter n plug-to-uhf jack	200	B1004A3-NT3G-50R	terminator plug	93
7161182A1-120STS-12-50	angled solder plug	138	OS-7334-NTN	adapter n plug-to-tnc jack	199	B1004A3-NT3G-75R-0.01-0.5W	terminator plug	93
7161182A2-120STS-11-50	angled solder plug	138	OS-7610-NDG	adapter mini-uhf plug-uhf jack	201	B1005A1-001-N	cap male	94
7161551A2-120STS-50	panel receptacle jack	142	RSMAM-MMCXM-3GT50G-50	adapter sma jack (rev)-to-mmcx plug	197	B1005A1-N	cap male	94
7161551B1-120STS-50	panel receptacle jack	142	SMAF-BF3-NT3G-50	adapter sma jack-bnc jack	194	B1007A1-NT3G	shorting cap male	94
7162071A1-120STS-50	adapter plug-to-plug	143	SMAF-BM-3GT3G-50	adapter sma jack-bnc plug	194	B1007A2-NT3G	shorting cap male	94
7165072A1-120STS-50	angled adapter plug-to-jack	143	SMAF-FMEM-NT3G-50	adapter fme nipple plug-to-sma jack	170	B1111L1-001-ND3G-1-50	straight crimp plug	69
7166111A1-120STS-1-50	straight crimp jack	139	SMAF-MCXF1-3GT50G-50	adapter sma jack-mcx jack	197	B1111L1-001-ND3G-3-50	angled crimp/solder plug	72
7166111A1-120STS-1A-50	straight crimp jack	139	SMAF-MCXM1-3GT50G-50	adapter sma jack-mcx plug	197	B1112A1-ND3G-1A-50	angled crimp/solder plug	72
7166111A1-120STS-7-50	straight crimp jack	139	SMAF-MMCXF1-NT3G-50	adapter sma jack-mmcx jack	198			
7166111A2-120STS-17-50	straight crimp jack	139	SMAF-MMCXM1-3GT50G-50	adapter sma jack-mmcx plug	198			
7166111A2-120STS-7C-50	straight crimp jack	139	SMAF-MUF-NT3G-50	adapter sma jack-mini-uhf jack	197			
7166141A1-120STS-1/2-50	straight clamp jack	139	SMAF-MUM-NT3G-50	adapter sma jack-mini-uhf plug	196			
7166141A1-120STS-3/8-50	straight clamp jack	139	SMAF-SMBF1-3GT50G-50	adapter sma jack-smb plug	195			
7166141A1-120STS-7/8A-50	straight clamp jack	139	SMAF-SMBM1-3GT50G-50	adapter sma jack-smb plug	195			
7166181A1-120STS-10-50	straight solder jack	139	SMAF-TF-NT3G-50	adapter sma jack-tnc jack	194			
7166181A1-120STS-11-50	straight solder jack	139	SMAF-TM-NT3G-50	adapter sma jack-tnc plug	194			
7166181A1-120STS-12-50	straight solder jack	139	SMAF-UF-NT3G-50	adapter sma jack-uhf jack	196			
7166411A1-120STS-1-50	bulkhead crimp jack	141	SMAF-UM-NT3G-50	adapter sma jack-uhf plug	196			
7166411A1-120STS-17-50	bulkhead crimp jack	141	SMAM-BF-NT3G-50	adapter sma plug-bnc jack	194			
7166411A1-120STS-7C-50	bulkhead crimp jack	141						
7166411B1-120STS-7-50	bulkhead crimp jack	141						
7166411B1-120STS-7A-50	bulkhead crimp jack	141						
7166411B2-120STS-1A-50	bulkhead crimp jack	141						
7166441A1-120STS-1/2-50	bulkhead clamp jack	141						
7166441A1-120STS-3/8-50	bulkhead clamp jack	141						

Index of Part Numbers, Series BNC

Part number	Description	Page	Part number	Description	Page	Part number	Description	Page
B1112A1-ND3G-3-50	angled crimp/solder plug	72	B1131A1-ND3G-3-75	straight twist-on plug	80	B625100-005-NT3G-75	straight pcb jack	86
B1112A1-ND3G-3-75	angled crimp/solder plug	72	B1131A1-ND3G-8-50	straight twist-on plug	80	B625100-006-NT3G-50	pcb edge mount jack	87
B1112A1-NT3G-1-50	angled crimp/solder plug	72	B1131B1-001-ND3G-1-50	straight twist-on plug	80	B625100-006-NT3G-75	pcb edge mount jack	87
B1112A1-NT3G-1B-50	angled crimp/solder plug	72	B1131B1-001-ND3G-3-50	straight twist-on plug	80	B625100-008-NT3G-50	straight pcb jack	86
B1112A1-NT3G-3-75	angled crimp/solder plug	72	B1131B1-001-ND3G-3-75	straight twist-on plug	80	B625100-009-NT3G-50	straight pcb jack	85
B1112A4-ND3G-7B-50	angled crimp/solder plug	72	B1131B1-001-ND3G-8-75	straight twist-on plug	80	B625100-009-NT3G-75	straight pcb jack	85
B1112A4-NT3G-7-50	angled crimp/solder plug	72	B1132B1-001-ND3G-1-50	angled twist-on plug	81	B6251C1-003-NT3G-50	straight pcb jack	85
B1112A4-NT3G-7A-50	angled crimp/solder plug	72	B1132B1-001-ND3G-3-50	angled twist-on plug	81	B6251C1-004-NT3G-50	straight pcb jack	85
B1112A4-NT3G-7C-50	angled crimp/solder plug	72	B1132B1-001-ND3G-3-75	angled twist-on plug	81	B6251C1-NT3G-50	straight pcb jack	85
B1112A6-NT3G-18-75	angled crimp/solder plug	72	B1141A1-ND3G-1-50	straight clamp plug	79	B6251C1-NT3G-75	straight pcb jack	85
B1112A6-NT3G-19-75	angled crimp/solder plug	72	B1141A1-ND3G-3-50	straight clamp plug	79	B6251D1-NT3G-50	straight pcb jack	85
B1112A6-NT3G-3-75	angled crimp/solder plug	72	B1141A1-ND3G-3-50	straight clamp plug	79	B6251D1-NPP3G-75	straight pcb jack	85
B1112B1-001-ND3G-1-50	angled crimp/solder plug	72	B1141A1-ND3G-3-75	straight clamp plug	79	B6251E1-NT3G-50	straight pcb jack	86
B1112B1-001-ND3G-3-50	angled crimp/solder plug	72	B1141A2-NT3G-7A-50	straight clamp plug	79	B6251F1-NT3G-50	straight pcb jack	86
B1112B1-001-ND3G-3-75	angled crimp/solder plug	72	B1141A2-NT3G-7E-75	straight clamp plug	79	B6251F1-NT3G-75	straight pcb jack	86
B1112E1-ND3G-16-75	angled crimp/solder plug	72	B1141C1-ND3G-1-50	straight clamp plug	79	B6251G1-NPP3G-50	straight pcb jack	87
B1112E1-ND3G-5-50	angled crimp/solder plug	72	B1141C1-ND3G-3-50	straight clamp plug	79	B6251G1-NPP3G-75	straight pcb jack	87
B1112E1-ND3G-5A-50	angled crimp/solder plug	72	B1141C1-ND3G-3-75	straight clamp plug	79	B6251G2-NPP3G-50	straight pcb jack	87
B1112E1-ND3G-6-75	angled crimp/solder plug	72	B1141C1-NT3G-5-50	straight clamp plug	79	B6251G2-NPP3G-75	straight pcb jack	87
B1112E1-ND3G-6A-75	angled crimp/solder plug	72	B1141D1-001-ND3G-1-50	straight clamp plug	79	B6251G3-NPP3G-50	straight pcb jack	88
B1121A1-ND3G-1-50	straight crimp/crimp plug	69	B1141D1-ND3G-3-50	straight clamp plug	79	B6251G3-NPP3G-75	straight pcb jack	88
B1121A1-ND3G-15-75	straight crimp/crimp plug	69	B1141G1-ND3G-1-50	straight clamp plug	81	B6251Q1-001-NT3G-50	pcb edge mount jack	87
B1121A1-ND3G-16-75	straight crimp/crimp plug	70	B1141G1-ND3G-3-50	straight clamp plug	81	B6251Q1-001-NT3G-75	pcb edge mount jack	87
B1121A1-ND3G-3-50	straight crimp/crimp plug	69	B1141G1-ND3G-3-75	straight clamp plug	81	B6252H1-NPP3G-50	angled pcb jack	88
B1121A1-ND3G-3-75	straight crimp/crimp plug	69	B1142E1-ND3G-1-50	angled clamp plug	79	B6252H1-NPP3G-75	angled pcb jack	88
B1121A1-ND3G-3A-75	straight crimp/crimp plug	69	B1142E1-ND3G-3-50	angled clamp plug	79	B6252H2-NPP3G-50	angled pcb jack	88
B1121A1-ND3G-7B-50	straight crimp/crimp plug	69	B1142E1-ND3G-3-75	angled clamp plug	79	B6252H2-NPP3G-75	angled pcb jack	88
B1121A1-ND3G-8-75	straight crimp/crimp plug	69	B1181A1-N/3GT3G-10-50	straight solder plug	70	B6252H3-NPP3G-50	angled pcb jack	88
B1121A1-NT3G-1-50	straight crimp/crimp plug	69	B1181A1-NT3G-11-50	straight solder plug	70	B6252H3-NPP3G-75	angled pcb jack	88
B1121A1-NT3G-15-75	straight crimp/crimp plug	69	B1182A1-N/3GT3G-10-50	angled solder plug	73	B6252H4-NPP3G-50	angled pcb jack	88
B1121A2-NT3G-07D-50	straight crimp/crimp plug	69	B1182A1-N/3GT3G-10-50	angled solder plug	73	B6252H4-NPP3G-75	angled pcb jack	88
B1121A6-NT3G-7-50	straight crimp/crimp plug	69	B1182A1-N/NT30GA-11-50	angled solder plug	73	B6252HA-NPP3G-50	angled pcb jack	88
B1121A6-NT3G-7A-50	straight crimp/crimp plug	69	B1351Q1-ND3G-50	bulkhead receptacle plug	82	B6252HA-NPP3G-75	angled pcb jack	88
B1121A6-NT3G-7C-50	straight crimp/crimp plug	69	B1351Q2-NT3G-75	bulkhead receptacle plug	82	B6252HB-NPP3G-50	angled pcb jack	88
B1121A6-NT3G-7E-75	straight crimp/crimp plug	69	B1551A1-NT3G-50	panel receptacle plug	84	B6252HB-NPP3G-75	angled pcb jack	88
B1121A6-NT3G-7F-75	straight crimp/crimp plug	69	B2071A2-ND3G-50	adapter plug-to-plug	91	B632100-001-NT3G-5-50	bulkhead crimp/crimp jack	74
B1121A9-003-NT3G-75	straight crimp/crimp plug	69	B2071A2-NT3G-75	adapter plug-to-plug	91	B6321A2-001-NT3G-5A-50	bulkhead crimp/crimp jack	76
B1121A9-009-NT30G-3A-75	straight crimp/crimp plug	69	B2071B2-002-ND3G-50	adapter plug-to-plug	91	B6321A2-003-NT3G-5-50	bulkhead crimp/crimp jack	76
B1121A9-010-NT30G-16-75	straight crimp/crimp plug	70	B2071B2-002-ND3G-75	adapter plug-to-plug	91	B6321A2-005-NT3G-5A-50	bulkhead crimp/crimp jack	76
B1121A9-NT15G-18-75	straight crimp/crimp plug	69	B5071A1-NT3G-75	bulkhead adapter jack-plug	89	B6351B1-004-NT3G-50	bulkhead pcb jack	87
B1121A9-NT15G-19-75	straight crimp/crimp plug	69	B5072A1-ND3G-50	angled adapter plug-to-jack	91	B6351B1-ND3G-50	bulkhead receptacle jack	82
B1121A9-NT15G-8A-75	straight crimp/crimp plug	69	B5072A1-ND3G-75	angled adapter plug-to-jack	91	B6351B1-ND3G-75	bulkhead receptacle jack	82
B1121A9-NT15G-8B-75	straight crimp/crimp plug	69	B5072B1-001-ND3G-50	angled adapter plug-to-jack	91	B6351B1-NT3G-50	bulkhead receptacle jack	82
B1121A9-NT3G-3-75	straight crimp/crimp plug	69	B5072B1-001-ND3G-75	angled adapter plug-to-jack	91	B6351B2-ND3G-50	bulkhead receptacle jack	82
B1121AA-ND3G-8B-75	straight crimp/crimp plug	69	B6004A1-001-ND3G	terminator jack	93	B6351B2-ND3G-75	bulkhead receptacle jack	82
B1121AA-NT3G-1B-50	straight crimp/crimp plug	69	B6004A1-NT3G-50R-0.05-1W	terminator jack	93	B6351B3-ND3G-50	bulkhead receptacle jack	82
B1121B1-ND3G-3-50	straight crimp/crimp plug	69	B6004A1-NT3G-75R-0.05-1W	terminator jack	93	B6351B3-ND3G-75	bulkhead receptacle jack	82
B1121B1-ND3G-3-75	straight crimp/crimp plug	69	B6051A1-NT50G-50	bulkhead receptacle jack	83	B6381A1-N/3GT3G-11-50	bulkhead solder jack	76
B1121BA-001-ND3G-1-50	straight crimp/crimp plug	69	B6051A2-NT30G-50	bulkhead receptacle jack	83	B6381-N/3GT3G-11-75	bulkhead solder jack	76
B1121BA-001-ND3G-1A-50	straight crimp/crimp plug	69	B6121A1-004-ND3G-1A-50	straight crimp/crimp jack	74	B6421A1-003-NT3G-75	bulkhead crimp/crimp jack	75
B1121C1-ND3G-15A-75	straight crimp/crimp plug	69	B6121A1-NT3G-1-50	straight crimp/crimp jack	74	B6421A1-ND3G-1A-50	bulkhead crimp/crimp jack	75
B1121C1-ND3G-3B-75	straight crimp/crimp plug	69	B6121A1-NT3G-15-75	straight crimp/crimp jack	74	B6421A1-NT3G-1-50	bulkhead crimp/crimp jack	75
B1121CA-001-ND3G-4A-75	straight crimp/crimp plug	70	B6121A1-NT3G-1B-50	straight crimp/crimp jack	74	B6421A1-NT3G-15-75	bulkhead crimp/crimp jack	75
B1121CA-002-ND3G-8A-75	straight crimp/crimp plug	69	B6121A1-NT3G-3-50	straight crimp/crimp jack	74	B6421A1-NT3G-16-75	bulkhead crimp/crimp jack	76
B1121E1-002-ND3G-5-50	straight crimp/crimp plug	70	B6121A1-NT3G-3-75	straight crimp/crimp jack	74	B6421A1-NT3G-1B-50	bulkhead crimp/crimp jack	75
B1121E1-ND3G-5A-50	straight crimp/crimp plug	70	B6121A1-NT3G-3A-75	straight crimp/crimp jack	74	B6421A1-NT3G-3-50	bulkhead crimp/crimp jack	75
B1121E1-ND3G-6-50	straight crimp/crimp plug	70	B6121A1-NT3G-7B-50	straight crimp/crimp jack	74	B6421A1-NT3G-3-75	bulkhead crimp/crimp jack	75
B1121E1-ND3G-6A-75	straight crimp/crimp plug	70	B6121A2-NT3G-18-75	straight crimp/crimp jack	74	B6421A1-NT3G-3A-50	bulkhead crimp/crimp jack	75
B1121E2-003-ND3G-6-75	straight crimp/crimp plug	70	B6121A2-NT3G-19-75	straight crimp/crimp jack	74	B6421A1-NT3G-7B-50	bulkhead crimp/crimp jack	75
B1121E9-002-NTPX3G-6-75	straight crimp/crimp plug	71	B6121A2-NT3G-8A-75	straight crimp/crimp jack	74	B6421A2-NT3G-1-50	bulkhead crimp/crimp jack	75
B1121F9-003-NTPX3G-6-75	straight crimp/crimp plug	71	B6121A2-NT3G-8B-75	straight crimp/crimp jack	74	B6421A2-NT3G-3-75	bulkhead crimp/crimp jack	75
B1121FA-001-ND3G-5-50	straight crimp/crimp plug	70	B6121A6-NT3G-7C-50	straight crimp/crimp jack	74	B6421A3-NT3G-18-75	bulkhead crimp/crimp jack	76
B1121FA-001-ND3G-6-50	straight crimp/crimp plug	70	B6121B1-ND3G-1-50	straight crimp/crimp jack	74	B6421A3-NT3G-19-75	bulkhead crimp/crimp jack	76
B1121G1-ND3G-5-50	straight crimp/crimp plug	71	B6121B1-ND3G-16-75	straight crimp/crimp jack	74	B6421A6-NT3G-7C-50	bulkhead crimp/crimp jack	75
B1121G1-ND3G-6-75	straight crimp/crimp plug	71	B6121B1-ND3G-3-50	straight crimp/crimp jack	74	B6421B1-ND3G-1-50	bulkhead crimp/crimp jack	75
B1121H1-001-ND3G-14-50	straight crimp/crimp plug	70	B6121E1-ND3G-5-50	straight crimp/crimp jack	74	B6421B1-ND3G-3-50	bulkhead crimp/crimp jack	75
B1121H1-001-ND3G-5-50	straight crimp/crimp plug	71	B6121E1-ND3G-5A-50	straight crimp/crimp jack	74	B6421B1-ND3G-3-75	bulkhead crimp/crimp jack	75
B1121H1-001-ND3G-6-75	straight crimp/crimp plug	71	B6121E1-ND3G-6-75	straight crimp/crimp jack	74	B6421E1-ND3G-5-50	bulkhead crimp/crimp jack	76
B1122A1-ND3G-1-50	angled crimp/crimp plug	73	B6121E1-ND3G-6A-75	straight crimp/crimp jack	74	B6421E1-ND3G-5A-50	bulkhead crimp/crimp jack	76
B1122A1-ND3G-3-50	angled crimp/crimp plug	73	B6121G1-NT3G-14-50	straight crimp/crimp jack	74	B6421E1-ND3G-6-75	bulkhead crimp/crimp jack	76
B1122A1-ND3G-3-75	angled crimp/crimp plug	73	B6131A1-ND3G-1-50	straight twist-on jack	80	B6421E1-ND3G-6A-75	bulkhead crimp/crimp jack	76
B1122A1-NT3G-15-75	angled crimp/crimp plug	73	B6131A1-ND3G-2-50	straight twist-on jack	80	B6421G1-ND3G-14-50	bulkhead crimp/crimp jack	76
B1122A1-NT3G-8-75	angled crimp/crimp plug	73	B6131A1-ND3G-3-50	straight twist-on jack	80	B6441A1-NT3G-5-50	bulkhead clamp jack	80
B1122B1-001-ND3G-1-50	angled crimp/crimp plug	73	B6141A1-NT3G-1-50	straight clamp jack	79	B6441A1-NT3G-6-75	bulkhead clamp jack	80
B1122B1-001-ND3G-3-75	angled crimp/crimp plug	73	B6141A1-NT3G-3-50	straight clamp jack	79	B6441A2-NT3G-1-50	bulkhead clamp jack	80
B1122B1-001-NT3G-75	angled crimp/crimp plug	73	B6141A1-NT3G-3-75	straight clamp jack	79	B6481A1-N/3GT3G-10-50	bulkhead solder jack	76
B1122E1-002-ND3G-5-50	angled crimp/crimp plug	73	B6141A2-NT3G-7A-50	straight clamp jack	79	B6481A1-N/3GT3G-11-50	bulkhead solder jack	76
B1122E1-ND3G-6-75	angled crimp/crimp plug	73	B6141G1-NT3G-1-50	straight clamp jack	81	B6521A1-ND3G-1A-50	panel crimp/crimp jack	78
B1122F1-001-ND3G-5-50	angled crimp/crimp plug	73	B6141G1-NT3G-3-50	straight clamp jack	81	B6521A1-NT3G-1-50	panel crimp/crimp jack	78
B1122F1-001-ND3G-6-75	angled crimp/crimp plug	73	B6141G1-NT3G-3-75	straight clamp jack	81	B6521A1-NT3G-3-50	panel crimp/crimp jack	78
B1131A1-ND3G-1-50	straight twist-on plug	80	B6181A1-N/3GT3G-10-50	straight solder jack	74	B6521A1-NT3G-3-75	panel crimp/crimp jack	78
B1131A1-ND3G-3-50	straight twist-on plug	80	B6181A1-N/3GT3G-11-50	straight solder jack	74	B6521E1-NT3G-5-50	panel crimp/crimp jack	78

Index of Part Numbers, Series MINI-UHF, MMCX, N, RF Tools, Shielded Terminations, SMA

Part number	Description	Page	Part number	Description	Page	Part number	Description	Page
MU6121F1-ND3G-5-50	straight crimp/crimp jack	151	N1551A1-NT3G-50	panel receptacle plug	127	N8073A1-NT3G-50	tee adapter jack-jack-jack	132
MU6121F1-ND3G-5A-50	straight crimp/crimp jack	151	N1551C1-NT3G-0.3-50	panel receptacle plug	128	N9073A1-001-NT3G-50	tee adapter plug-jack-jack	132
MU6421A1-NT3G-1-50	bulkhead crimp/crimp jack	151	N1551E1-NT3G-50	panel receptacle plug	127	N9073A1-NT3G-50	tee adapter jack-plug-jack	132
MU6421E1-NT3G-5-50	bulkhead crimp/crimp jack	151	N1551M1-001-NT3G-50	panel receptacle plug	128	NF-RNF-NT3G-50	adapter plug-to-plug	131
MU6451B1-NT3G-50	bulkhead receptacle jack	152	N2071A1-NT3G-50	adapter plug-to-plug	131	NM-RNM-NT3G-50	adapter plug-to-plug	131
MMCX			N2072A1-NT3G-50	angled adapter plug-to-plug	133	RF Tools		
MMCX1112A1-3GT30G-14-50	angled crimp/solder plug	10	N5072A1-NT3G-50	angled adapter plug-to-jack	133	ACE-TOOL 1	handtool	205
MMCX1112A1-3GT30G-5-50	angled crimp/solder plug	10	N5072A2-NT3G-50	angled adapter plug-to-jack	133	ACE-TOOL 2	handtool	205
MMCX1112A1-3GT30G-5A-50	angled crimp/solder plug	10	N6004A1-NT3G-50R-0.05-1W	terminator jack	134	ACE-TOOL 3	handtool	205
MMCX1121A1-3GT30G-14-50	straight crimp/crimp plug	10	N6051A1-001-NT3G-50	receptacle pcb jack	130	ACE-TOOL 4	handtool	205
MMCX1121A1-3GT30G-5-50	straight crimp/crimp plug	10	N6121A1-NT3G-1-50	straight crimp/crimp jack	122	ACE-TOOL 5	handtool	205
MMCX1121A1-3GT30G-5A-50	straight crimp/crimp plug	10	N6121A1-NT3G-1A-50	straight crimp/crimp jack	122	ACE-TOOL 6	handtool	205
MMCX1181A1-3GT30G-11-50	straight solder plug	9	N6121A1-NT3G-1B-50	straight crimp/crimp jack	122	ACE-TOOL 7	handtool	205
MMCX1181A1-3GT30G-13-50	straight solder plug	9	N6121A1-NT3G-3-50	straight crimp/crimp jack	122	ACE-TOOL 8	handtool	205
MMCX1182A1-3GT30G-11-50	angled solder plug	9	N6121A1-NT3G-7-50	straight crimp/crimp jack	122	ACE-TOOL 9	handtool	205
MMCX1182A1-3GT30G-13-50	angled solder plug	9	N6121A1-NT3G-7A-50	straight crimp/crimp jack	122	Shielded Terminations		
MMCX1251N1-002-3GT30G-50	straight pcb smt plug	11	N6121A1-NT3G-7B-50	straight crimp/crimp jack	122	SK0644-NBT-5	angled crimp pcb terminator	66
MMCX1251N1-3GT30G-50	straight pcb plug	11	N6121A2-NT3G-7C-50	straight crimp/crimp jack	122	TMN0111B1-3G-1	straight crimp pcb terminator	65
MMCX1251S1-3GT30G-50	edge card plug	12	N6121A4-001-NT3G-17-50	straight crimp/crimp jack	122	TMN0111B1-3G-16	straight crimp pcb terminator	65
MMCX6121A1-3GT30G-14-50	straight crimp/crimp jack	11	N6121C5-3GT30G-LMR500-50	straight crimp/crimp jack	122	TMN0111B1-3G-3	straight crimp pcb terminator	65
MMCX6121A1-3GT30G-5-50	straight crimp/crimp jack	11	N6121G1-NT3G-5-50	straight crimp/crimp jack	122	TMN0111B1-3G-3A	straight crimp pcb terminator	65
MMCX6121A1-3GT30G-5A-50	straight crimp/crimp jack	11	N6121G1-NT3G-5A-50	straight crimp/crimp jack	122	TMN0111B1-3G-3	straight crimp pcb terminator	65
MMCX6181A1-3GT30G-11-50	straight solder jack	9	N6121G1-NT3G-5A-50	straight crimp/crimp jack	122	TMN0111B1-N-1	straight crimp pcb terminator	65
MMCX6181A1-3GT30G-13-50	straight solder jack	9	N6141A1-NT3G-1-50	straight solder jack	125	TMN0111B2-3G-5	straight crimp pcb terminator	65
MMCX6251N1-3GT30G-50	straight plug receptacle	12	N6141A1-NT3G-3-50	straight solder jack	125	TMN0111B2-3G-5A	straight crimp pcb terminator	65
MMCX6251N2-3GT30G-50	straight smt receptacle	12	N6141A2-NT3G-7-50	straight solder jack	125	TMN0111B2-N-5	straight crimp pcb terminator	65
MMCX6251S1-001-3GT30G-50	edge card jack	13	N6181A1-N/3GT3G-10-50	straight solder jack	123	TMN0111B3-3G-14	straight crimp pcb terminator	65
MMCX6251S1-3GT30G-50	edge card jack	13	N6181A1-N/3GT3G-11-50	straight solder jack	123	TMN0111B3-3G-14	straight crimp pcb terminator	65
MMCX6252N1-3GT30G-50	angled pcb receptacle	12	N625200-001-TT30G-50	angled receptacle pcb jack	130	TMN0111T1-3G-16	straight crimp pcb terminator	65
MMCX6421A1-3GT30G-14-50	bulkhead crimp/crimp jack	11	N6311A1-NT3G-5-50	bulkhead crimpsolder jack	123	TMN0111T1-3G-3	straight crimp pcb terminator	65
MMCX6421A1-3GT30G-5-50	bulkhead crimp/crimp jack	11	N6341A1-001-NT3G-5-50	bulkhead clamp jack	124	TMN0111T1-3G-5	straight crimp pcb terminator	65
MMCX6421A1-3GT30G-5A-50	bulkhead crimp/crimp jack	11	N6351A1-NT3G-50	bulkhead receptacle jack	126	TMN0111T1-3G-5A	straight crimp pcb terminator	65
MMCX6481A1-3GT30G-11-50	bulkhead solder jack	10	N6351B1-005-NT3G-50	bulkhead receptacle jack	126	TMN0111T1-3G-14	straight crimp pcb terminator	65
MMCX6481A1-3GT30G-13-50	bulkhead solder jack	10	N6381A1-N/3GT3G-10-50	bulkhead solder jack	123	TMN0111T1-3G-16	straight crimp pcb terminator	65
MMCX7071A1-3GT30G-50	adapter jack-to-jack	15	N6381A1-N/3GT3G-11-50	bulkhead solder jack	123	TMN0111T2-3G-1	straight crimp pcb terminator	65
OS-908-22101	smt jack receptacle	14	N6421A1-NT3G-1-50	bulkhead crimp/crimp jack	123	TMN0112U1-3G-14	angled crimp pcb terminator	65
OS-908-22101T	smt jack receptacle	14	N6421A1-NT3G-1A-50	bulkhead crimp/crimp jack	123	TMN0112U1-3G-5A	angled crimp pcb terminator	65
N			N6421A1-NT3G-7-50	bulkhead crimp/crimp jack	123	TMN0411A1-N-14	bulkhead crimp terminator	66
N1004A1-NT3G-50R-1W	terminator plug	134	N6421A1-NT3G-7B-50	bulkhead crimp/crimp jack	123	TMN0411A1-N-5	bulkhead crimp terminator	66
N1004A2-NT3G-50R-0.01-1W	terminator plug	134	N6421A1-NT3G-8-50	bulkhead crimp/crimp jack	123	TMN0411A1-N-5A	bulkhead crimp terminator	66
N1005A1-N	cap male	134	N6421A1-NT3G-9-50	bulkhead crimp/crimp jack	123	TMN0411A2-N-1	bulkhead crimp terminator	66
N1112A1-NT3G-3-50	angled crimp/solder plug	122	N6421A1-NT3G-9880-50	bulkhead crimp/crimp jack	123	TMN0411A2-N-16	bulkhead crimp terminator	66
N1112B1-001-NT3G-1-50	angled crimp/solder plug	122	N6421A2-NT3G-7C-50	bulkhead crimp/crimp jack	123	TMN0411A2-N-1A	bulkhead crimp terminator	66
N1112B1-001-NT3G-1A-50	angled crimp/solder plug	122	N6421A4-NT3G-17-50	bulkhead crimp/crimp jack	123	TMN0411A3-N-3	bulkhead crimp terminator	66
N1112B1-NT3G-1B-50	angled crimp/solder plug	122	N6421C1-001-NT3G-2-50	bulkhead crimp/crimp jack	123	TMN0511A1-N-14	panel crimp terminator	66
N1112B2-001-NT3G-7A-50	angled crimp/solder plug	122	N6421C1-001-NT3G-3-50	bulkhead crimp/crimp jack	123	TMN0511A1-N-5	panel crimp terminator	66
N1112B2-002-NT3G-7-50	angled crimp/solder plug	122	N6421C5-NT3G-LMR500-50	bulkhead crimp/crimp jack	123	TMN0511A1-N-5A	panel crimp terminator	66
N1112B2-NT3G-7B-50	angled crimp/solder plug	122	N6421G1-001-NT3G-5A-50	bulkhead crimp/crimp jack	123	TMN0511A2-N-1	panel crimp terminator	66
N1112B4-NT3G-17-50	angled crimp/solder plug	122	N6421G1-NT3G-5-50	bulkhead crimp/crimp jack	123	TMN0511A2-N-16	panel crimp terminator	66
N1112B4-NT3G-LMR500-50	angled crimp/solder plug	122	N6441H1-001-NT3G-5-50	bulkhead clamp jack	124	TMN0511A2-N-1A	panel crimp terminator	66
N1112E1-NT3G-5A-50	angled crimp/solder plug	122	N6441H1-002-NT3G-5-50	bulkhead clamp jack	124	TMN0581A1-3G-10	panel solder terminator	66
N1112E2-NT3G-5-50	angled crimp/solder plug	122	N645100-003-T/NT3G-50	bulkhead clamp jack	124	TMN0581B1-3G-11	panel solder terminator	66
N1121A1-NT3G-1-50	straight crimp/crimp plug	121	N6481A2-001-NT3G-10-50	bulkhead solder jack	123	SMA		
N1121A1-NT3G-1839-50	straight crimp/crimp plug	121	N6481A2-NT3G-11-50	bulkhead solder jack	123	SMA1005A2-3G	cap male	49
N1121A1-NT3G-1A-50	straight crimp/crimp plug	121	N6481A2-NT3G-12-50	bulkhead solder jack	123	SMA1111A1-007-3GT50G-7B-50	straight crimp/solder plug	30
N1121A1-NT3G-1B-50	straight crimp/crimp plug	121	N6521A1-NT3G-1-50	panel crimp/crimp jack	124	SMA1111A1-3GT50G-1-50	straight crimp/solder plug	30
N1121A1-NT3G-3-50	straight crimp/crimp plug	121	N6521A1-NT3G-1B-50	panel crimp/crimp jack	124	SMA1111A1-3GT50G-16-50	straight crimp/solder plug	30
N1121A1-NT3G-7-50	straight crimp/crimp plug	121	N6521A1-NT3G-7-50	panel crimp/crimp jack	124	SMA1111A1-3GT50G-1A-50	straight crimp/solder plug	30
N1121A1-NT3G-7A-50	straight crimp/crimp plug	121	N6521A1-NT3G-7A-50	panel crimp/crimp jack	124	SMA1111A1-3GT50G-1B-50	straight crimp/solder plug	30
N1121A1-NT3G-7B-50	straight crimp/crimp plug	121	N6521G1-NT3G-5-50	panel crimp/crimp jack	124	SMA1111A2-3GT50G-5-50	straight crimp/solder plug	30
N1121A1-NT3G-8-50	straight crimp/crimp plug	121	N6521G1-NT3G-5A-50	panel crimp/crimp jack	124	SMA1111A2-3GT50G-5A-50	straight crimp/solder plug	30
N1121A1-NT3G-89880-50	straight crimp/crimp plug	122	N6551A1-004-NT3G	panel receptacle jack	128	SMA1111A2-S/PT50G-5-50	straight crimp/solder plug	30
N1121A1-NT3G-9880-50	straight crimp/crimp plug	122	N6551A1-012-NT3G-50	panel receptacle jack	129	SMA1111G2-3GT50G-14-50	straight crimp/solder plug	30
N1121A2-002-NT3G-7C-50	straight crimp/crimp plug	121	N6551A1-013-NT3G-50	panel receptacle jack	127	SMA1111Z2-NT50G-5-50	straight crimp/solder plug	30
N1121A2-NT3G-7D-50	straight crimp/crimp plug	121	N6551A1-015-NT3G-50	panel receptacle jack	127	SMA1112A1-3GT50G-1B-50	angled crimp/solder plug	30
N1121A4-003-NT3G-17-50	straight crimp/crimp plug	121	N6551A1-017-NT3G-50	panel receptacle jack	127	SMA1112A1-3GT50G-7B-50	angled crimp/solder plug	30
N1121C1-NT3G-2-50	straight crimp/crimp plug	121	N6551A1-019-NT3G-50	panel receptacle jack	129	SMA1112A3-3GT50G-14-50	angled crimp/solder plug	30
N1121C5-NT3G-LMR500-50	straight crimp/crimp plug	121	N6551A1-019-NT3G-50	panel receptacle jack	129	SMA1112A4-S/PT50G-1-50	angled crimp/solder plug	30
N1121G1-NT3G-5-50	straight crimp/crimp plug	121	N6551A1-002-NT3G-50	panel receptacle jack	128	SMA1112A5-3GT50G-5-50	angled crimp/solder plug	30
N1121G1-NT3G-5A-50	straight crimp/crimp plug	121	N6551A1-002-NT3G-50	panel receptacle jack	128	SMA1112A5-3GT50G-5A-50	angled crimp/solder plug	30
N1141A1-NT3G-1-50	straight solder plug	125	N6551C1-003-NT3G-50	panel receptacle jack	128	SMA1112A6-3GT50G-1-50	angled crimp/solder plug	30
N1141A1-NT3G-3-50	straight solder plug	125	N6551C1-003-NT3G-50	panel receptacle jack	128	SMA1112A6-3GT50G-1A-50	angled crimp/solder plug	30
N1141A2-NT3G-7-50	straight solder plug	125	N6551C2-001-NT3G-50	panel receptacle jack	128	SMA1112A6-3GT50G-1B-50	angled crimp/solder plug	30
N1181A1-3G/NT3G-10-50	straight solder plug	121	N6551E1-015-NT3G-50	panel receptacle jack	127	SMA1141C2-3GT50G-1-50	straight clamp plug	33
N1181A2-3G/NT3G-12-50	straight solder plug	121	N6551E1-020-NT3G-50	panel receptacle jack	129	SMA1142C1-3GT50G-5-50	angled clamp plug	35
N1181B1-3G/NT3G-11-50	straight solder plug	121	N6551E1-NT3G-50	panel receptacle jack	127	SMA1142C2-3GT50G-1-50	angled clamp plug	35
N1182A1-NT3G-10-50	angled solder plug	122	N6551E3-001-NT3G-50	panel receptacle jack	128	SMA1181A1-004-3GT50G-11-50	straight solder plug	28
N1182A1-NT3G-11-50	angled solder plug	122	N6551M1-001-NT3G-50	panel receptacle jack-tab post	129	SMA1181A1-3GT50G-10-50	straight solder plug	27
N1182A1-NT3G-12-50	angled solder plug	122	N6581A1-NT3G-10-50	panel solder jack	124	SMA1181A2-3GT50G-11-50	straight solder plug	27
			N6581A1-NT3G-11-50	panel solder jack	124	SMA1181A2-3GT50G-13-50	straight solder plug	28
			N7071A1-NT3G-50	adapter jack-to-jack adapter	131			
			N7471A1-NT3G-50	bulkhead adapter jack-jack	131			

Part number	Description	Page	Part number	Description	Page	Part number	Description	Page
SMA1181K1-3G-10-50	straight solder plug	27	SMA6551K1-3GT50G-.015-50	panel solder jack receptacle	45	SMB2471A1-3GT30G-50	bulkhead adapter jack-to-jack	64
SMA1181K1-S/P-10-50	straight solder plug	27	SMA6551L1-3GT50G-.015-50	panel solder jack receptacle	45	SMB2471A1-NT30G-50	bulkhead adapter jack-to-jack	64
SMA1182A2-3GT50G-10-50	angled solder plug	28	SMA6551M1-3GT50G-50	panel jack receptacle	46	SMB5072A1-3GT30G-50	angled adapter plug-to-jack	64
SMA1182A2-3GT50G-11-50	angled solder plug	28	SMA6551N1-3GT50G-50	panel jack receptacle	46	SMB5072A1-NT30G-50	angled adapter plug-to-jack	64
SMA1182A2-3GT50G-13-50	angled solder plug	28	SMA6552A1-3GT50G-50	angled panel receptacle jack	40	SMB6112A1-3GT30G-14-50	angled crimp/solder plug	56
SMA1182Z2-3GT50G-11-50	angled solder plug	28	SMA6552E1-3GT50G-50	angled panel receptacle jack	40	SMB6112A1-3GT30G-1-50	angled crimp/solder plug	56
SMA1251A1-3GT50G-50	straight pcb plug	36	SMA6552F1-001-3GT50G-50	angled panel receptacle jack	40	SMB6112A1-3GT30G-5A-50	angled crimp/solder plug	56
SMA1252A2-3GT50G-50	angled pcb plug	36	SMA6552F1-002-3GT50G-50	angled panel receptacle jack	40	SMB6112A1-NT30G-14-50	angled crimp/solder plug	56
SMA1551A1-3GT50G-50	panel plug receptacle	39	SMA6552F1-3GT50G-50	angled panel receptacle jack	40	SMB6112A1-NT30G-1-50	angled crimp/solder plug	56
SMA1551B1-3GT50G-50	panel plug receptacle	39	SMA65581A1-3GT50G-10-50	panel solder jack	29	SMB6112A1-NT30G-5A-50	angled crimp/solder plug	56
SMA1551C1-3GT50G-0.5-50	panel plug receptacle	43	SMA65581A2-3GT50G-11-50	panel solder jack	29	SMB6112D1-3GT30G-5-50	angled crimp/solder plug	56
SMA1551D1-3GT50G-0.5-50	panel plug receptacle	43	SMA6581A3-3GT50G-13-50	panel solder jack	29	SMB6112D1-NT30G-5-50	angled crimp/solder plug	56
SMA1551E1-3GT50G-50	panel plug receptacle	41	SMA6581B1-3GT50G-10-50	panel solder jack	29	SMB6112L1-N/3GT30G-16-50	angled crimp/solder plug	55
SMA1551E9-3GT50G-50	panel plug receptacle	42	SMA6581B1-3GT50G-11-50	panel solder jack	29	SMB6121A1-003-3GT30G-5A-50	straight crimp/crimp plug	54
SMA1551F1-3GT50G-50	panel plug receptacle	41	SMA6581B3-3GT50G-13-50	panel solder jack	29	SMB6121A1-003-NT30G-5-50	straight crimp/crimp plug	54
SMA1551F9-3GT50G-50	panel plug receptacle	42	SMA7071A2-3GT50G-50	adapter jack-to-jack	47	SMB6121A1-3GT30G-14-50	straight crimp/crimp plug	54
SMA1551G1-3GT50G-50	panel plug receptacle	44	SMA7071A4-S/P/T50G-50	adapter jack-to-jack	47	SMB6121A1-3GT30G-5A-50	straight crimp/crimp plug	54
SMA1551H1-3GT50G-50	panel plug receptacle	44	SMA7072A1-3GT50G-50	angled adapter jack-to-jack	48	SMB6121A1-NT30G-14-50	straight crimp/crimp plug	54
SMA1551K1-3GT50G-.015-50	panel solder plug receptacle	45	SMA7471B1-3GT50G-50	bulkhead adapter jack-to-jack	47	SMB6121A1-NT30G-5A-50	straight crimp/crimp plug	54
SMA1551L1-3GT50G-.015-50	panel solder plug receptacle	45	SMA8073A1-3GT50G-50	tee adapter jack-to-jack	48	SMB6121A2-3GT30G-1-50	straight crimp/crimp plug	54
SMA1551M1-3GT50G-50	panel plug receptacle	46	SMA9073A1-3GT50G-50	tee adapter jack-plug-jack	48	SMB6121A2-3GT30G-1A-50	straight crimp/crimp plug	54
SMA1551N1-3GT50G-50	panel plug receptacle	46				SMB6121A2-NT30G-1-50	straight crimp/crimp plug	54
SMA2071A1-3GT50G-50	adapter plug-to-plug	47	SMB/SMC/SMZ			SMB6121A2-NT30G-1A-50	straight crimp/crimp plug	54
SMA2071A1-S/PT50G-50	adapter plug-to-plug	47	SMB1051A2-003-3GT30G-50	bulkhead jack receptacle	62	SMB6121A5-3GT30G-16-75	straight crimp/crimp plug	54
SMA5071A1-3GT50G-50	adapter plug-to-jack	47	SMB1112A1-3GT30G-13-50	angled crimp/solder jack	57	SMB6121A5-3GT30G-19-75	straight crimp/crimp plug	54
SMA5072A2-3GT50G-50	angled adapter plug-to-jack	48	SMB1112A1-NT30G-5-50	angled crimp/solder jack	57	SMB6121A6-002-N/3GT30G-6-75	straight crimp/crimp plug	54
SMA6051A1-006-S/PT50G-50	press fit receptacle	37	SMB1112A1-NT30G-5-50	angled crimp/solder jack	57	SMB6121A6-3GT30G-6-75	straight crimp/crimp plug	54
SMA6111A3-3GT50G-1-50	straight crimp/solder jack	31	SMB1121A1-3GT30G-14-50	straight crimp/crimp jack	56	SMB6121AA-3GT30G-19-75	straight crimp/crimp plug	54
SMA6111A3-3GT50G-1A-50	straight crimp/solder jack	31	SMB1121A1-NT30G-5-50	straight crimp/crimp jack	56	SMB6121AA-002-N/3GT30G-6-75	straight crimp/crimp plug	54
SMA6111A3-3GT50G-1B-50	straight crimp/solder jack	31	SMB1121A1-3GT30G-5A-50	straight crimp/crimp jack	56	SMB6121A6-3GT30G-6-75	straight crimp/crimp plug	54
SMA6111A4-001-3GT50G-5-50	straight crimp/solder jack	31	SMB1121A1-NT30G-14-50	straight crimp/crimp jack	56	SMB6121AA-3GT30G-19-75	straight crimp/crimp plug	54
SMA6111A4-3GT50G-30-5A-50	straight crimp/solder jack	31	SMB1121A1-NT30G-5-50	straight crimp/crimp jack	56	SMB6121L1-N/3GT30G-16-50	straight crimp/crimp plug	55
SMA6111A4-3GT50G-5-50	straight crimp/solder jack	31	SMB1121A1-NT30G-5A-50	straight crimp/crimp jack	56	SMB6121L1-N/3GT30G-19-75	straight crimp/crimp plug	55
SMA6111A5-3GT50G-7B-50	straight crimp/solder jack	31	SMB1141E1-3GT30G-5-50	straight clamp jack	58	SMB6121L1-N/3GT30G-6-75	straight crimp/crimp plug	55
SMA6111G2-3GT50G-14-50	straight crimp/solder jack	31	SMB1141E1-NT30G-5-50	straight clamp jack	58	SMB6121L1-N/3GT30G-6-75	straight crimp/crimp plug	55
SMA6141C1-3GT50G-5-50	straight clamp jack	34	SMB1181A1-3GT30G-11-50	straight solder jack	56	SMB6121L1-N/3GT30G-6A-75	straight crimp/crimp plug	55
SMA6181A1-3GT50G-11-50	straight solder jack	28	SMB1181A1-3GT30G-13-50	straight solder jack	56	SMB6141E1-NT30G-5-50	straight clamp plug	58
SMA6181A2-3GT50G-10-50	straight solder jack	28	SMB1251B1-3GT30G-50	straight pcb jack	59	SMB6141E1-NT30G-5-50	straight clamp plug	58
SMA6181A2-3GT50G-13-50	straight solder jack	28	SMB1251B1-NT30G-50	straight pcb jack	59	SMB6142E1-3GT30G-5-50	angled clamp plug	58
SMA6251A1-002-3GT50G-50	end launch jack receptacle	37	SMB1252B1-3GT30G-50	angled pcb jack	60	SMB6142E1-NT30G-5-50	angled clamp plug	58
SMA6251A1-3GT50G-50	straight pcb receptacle	36	SMB1252B1-NT30G-50	angled pcb jack	60	SMB6181A1-3GT30G-11-50	straight solder plug	54
SMA6252A2-006-3GT50G-50	angled bulkhead pcb receptacle	37	SMB1252B1-TT30G-50	angled pcb jack	60	SMB6181A1-3GT30G-13-50	straight solder plug	54
SMA6252A2-3GT50G-50	angled pcb receptacle	36	SMB1351B1-3GT30G-50	bulkhead receptacle jack	61	SMB6181A1-NT30G-11-50	straight solder plug	54
SMA6252D1-3GT50G-50	angled pcb receptacle	36	SMB1351B1-NT30G-50	bulkhead receptacle jack	61	SMB6182A1-3GT30G-11-50	angled solder plug	57
SMA6351B1-002-3GT50G	end launch jack receptacle	37	SMB1351B9-3GT30G-50	bulkhead receptacle jack	62	SMB6182A1-3GT30G-13-50	angled solder plug	57
SMA6351B1-003-3GT50G-50	bulkhead receptacle jack	38	SMB1351B9-NT30G-50	bulkhead receptacle jack	62	SMB6182A1-NT30G-11-50	angled solder plug	57
SMA6411A1-3GT50G-1-50	bulkhead crimp/solder jack	31	SMB1412A1-001-3GT30G-5-50	angled bulkhead crimp/solder jack	57	SMB6251B1-3GT30G-50	straight pcb plug	59
SMA6411A1-3GT50G-1A-50	bulkhead crimp/solder jack	31				SMB6251B1-NT30G-50	straight pcb plug	59
SMA6411A1-3GT50G-1B-50	bulkhead crimp/solder jack	31	SMB1412A1-001-NT30G-5-50	angled bulkhead crimp/solder jack	57	SMB6252B1-3GT30G-50	angled pcb plug	60
SMA6411A1-3GT50G-7B-50	bulkhead crimp/solder jack	31				SMB6252B1-3GT30G-75	angled pcb plug	60
SMA6411A1-NT50G-1-50	bulkhead crimp/solder jack	31	SMB1412A1-3GT30G-14-50	angled bulkhead crimp/solder jack	57	SMB6252B1-NT30G-50	angled pcb plug	60
SMA6411A4-3GT50G-5-50	bulkhead crimp/solder jack	31				SMB7071A1-3GT30G-50	adapter plug-to-plug	64
SMA6411G2-001-3GT50G-5A-50	bulkhead crimp/solder jack	31	SMB1412A1-3GT30G-1-50	angled bulkhead crimp/solder jack	57	SMB7071A1-NT30G-50	adapter plug-to-plug	64
SMA6411G2-3GT50G-14-50	bulkhead crimp/solder jack	31				SMB74971-001-3GT30G-50	angled bulkhead pcb jack	61
SMA6412A1-001-3GT50G-1-50	angled bulkhead crimp/solder jack	32	SMB1412A1-3GT30G-5A-50	angled bulkhead crimp/solder jack	57	SMC1121G1-3GT30G-5-50	straight crimp/crimp jack	56
SMA6412B1-3GT50G-5-50	angled bulkhead crimp/solder jack	32				SMC1121G1-NT30G-5-50	straight crimp/crimp jack	56
SMA6441C1-3GT50G-5-50	bulkhead clamp jack	34	SMB1412A1-NT30G-5A-50	angled bulkhead crimp/solder jack	57	SMC1251B1-3GT30G-50	straight pcb jack	59
SMA6451A1-3GT50G-50	bulkhead receptacle jack	38				SMC1251B1-NT30G-50	straight pcb jack	59
SMA6451B1-002-3GT50G-50	bulkhead receptacle jack	38	SMB1412A2-3GT30G-1A-50	angled bulkhead crimp/solder jack	57	SMC1252B1-3GT30G-50	angled pcb jack	60
SMA6451B1-3GT50G-50	bulkhead receptacle jack	38				SMC1252B1-NT30G-50	angled pcb jack	60
SMA6481A1-3GT50G-10-50	bulkhead solder jack	28	SMB1412A1-002-NT30G-5-50	angled bulkhead crimp/solder jack	57	SMC1351B1-3GT30G-50	bulkhead receptacle jack	61
SMA6481A2-3GT50G-11-50	bulkhead solder jack	28				SMC1351B1-NT30G-50	bulkhead receptacle jack	61
SMA6481A2-3GT50G-13-50	bulkhead solder jack	28	SMB1412A1-002-NT30G-5-50	angled bulkhead crimp/solder jack	57	SMC1421A1-3GT30G-5-50	bulkhead crimp/crimp jack	57
SMA6511A1-3GT50G-1-50	panel crimp/solder jack	32	SMB1412A1-3GT30G-14-50	angled bulkhead crimp/solder jack	57	SMC1421G1-NT30G-5-50	bulkhead crimp/crimp jack	57
SMA6511A1-3GT50G-1A-50	panel crimp/solder jack	32				SMC1451B1-3GT30G-50	bulkhead receptacle jack	61
SMA6511A1-3GT50G-1A-50	panel crimp/solder jack	32	SMB1421A1-3GT30G-5-50	bulkhead crimp/crimp jack	57	SMC1551A1-3GT30G-50	panel jack receptacle	63
SMA6511G1-3GT50G-5-50	panel crimp/solder jack	33	SMB1421A1-NT30G-5-50	bulkhead crimp/crimp jack	57	SMC1551A1-NT30G-50	panel jack receptacle	63
SMA6511G1-3GT50G-5A-50	panel crimp/solder jack	33	SMB1421A1-3GT30G-5A-50	bulkhead crimp/crimp jack	57	SMC1551B1-NT30G-50	panel jack receptacle	63
SMA6541C1-3GT50G-5-50	panel clamp jack	35	SMB1421A1-NT30G-14-50	bulkhead crimp/crimp jack	57	SMC6112A1-3GT30G-5-50	angled crimp/solder plug	56
SMA6551A1-001-3GT50G-50	panel jack receptacle	39	SMB1421A1-NT30G-3-50	bulkhead crimp/crimp jack	57	SMC6112A1-NT30G-5-50	angled crimp/solder plug	56
SMA6551A1-3GT50G-50	panel jack receptacle	39	SMB1421A1-NT30G-5-50	bulkhead crimp/crimp jack	57	SMC6121A1-3GT30G-5-50	straight crimp/crimp plug	54
SMA6551B1-3GT50G-50	panel jack receptacle	39	SMB1441E1-3GT30G-5-50	bulkhead clamp jack	58	SMC6121A1-3GT30G-5A-50	straight crimp/crimp plug	54
SMA6551C1-3GT50G-0.5-50	panel jack receptacle	43	SMB1441E1-NT30G-5-50	bulkhead clamp jack	58	SMC6121A1-NT30G-5-50	straight crimp/crimp plug	54
SMA6551D1-3GT50G-0.5-50	panel jack receptacle	43	SMB1451B1-003-3GT30G-50	bulkhead pcb jack	60	SMC6121A2-3GT30G-1-50	straight crimp/crimp plug	54
SMA6551E1-3GT50G-50	panel jack receptacle	41	SMB1451B1-003-NT30G-50	bulkhead pcb jack	60	SMC621B1-3GT30G-50	straight pcb plug	59
SMA6551E9-003-3GT50G-50	panel jack receptacle	42	SMB1451B1-004-NT30G-50	bulkhead pcb jack	60	SMC6251B1-NT30G-50	straight pcb plug	59
SMA6551E9-3GT50G-50	panel jack receptacle	42	SMB1451B1-3GT30G-50	bulkhead receptacle jack	61	SMC6252B1-3GT30G-50	angled pcb plug	60
SMA6551F1-3GT50G-50	panel jack receptacle	41	SMB1451B1-NT30G-50	bulkhead receptacle jack	61	SMC6252B1-NT30G-50	angled pcb plug	60
SMA6551F9-3GT50G-50	panel jack receptacle	42	SMB1551A1-3GT30G-50	panel jack receptacle	63	SMS1251B1-3GT30G-50	straight pcb jack	59
SMA6551G1-3GT50G-50	panel jack receptacle	44	SMB1551A1-NT30G-50	panel jack receptacle	63	SMZ1121A6-3GT30G-19-75	straight crimp/crimp jack	56
SMA6551H1-3GT50G-50	panel jack receptacle	44	SMB1551B1-3GT30G-50	panel jack receptacle	63	SMZ1121A6-3GT30G-6-75	straight crimp/crimp jack	56
			SMB1551B1-NT30G-50	panel jack receptacle	63	SMZ1121A6-NT30G-6-75	straight crimp/crimp jack	56
			SMB2071A1-3GT30G-50	adapter jack-to-jack	64	SMZ1251B6-002-3GT30G-75	straight pcb jack	59
			SMB2071A1-NT30G-50	adapter jack-to-jack	64			
						SMZ1351B1-3GT30G-75	bulkhead receptacle plug	61

