

Applications

- Data programming
- Digital address setting
- Data line switching
- Signal switching
- Low level switching
- Disk drives

- Drop in replacement for jumpers.
- Secured in the ON or OFF setting.
- .10" mounting pitch.
- 1 through 16, 2-position (SPST), 2-position (SPDT) and 3-position (CENTER-OFF) contacts.
- Ganged pairs of contacts option.
- Hard gold plated wiping contacts.
- If you have a volume requirement for a product variant not shown on this sheet please contact us.

A switchable jumper that securely switches PCB track signals with a positive contact action.

Supplied in units of 1 through 16 poles they provide an alternative to manually inserted jumpers. Available with 2-position (SPST) (JSA4), 2-position (SPDT) (JSC4) and 3-position (CENTER-OFF) (JSK9) switch actions. All contacts can be supplied in ganged pairs. (See ordering code).

Longer units (up to 16 poles) save loading time on production. On development they can be cut to achieve any combination required to provide flexible switching with the least routing on a PCB.

Options available include 2 pole ganged style actuators of different colors in the EIA range and a mixture of colors for actuators in multiple way versions and actuator numbering.

Reliable switching of the gold over nickel plated phosphor bronze contacts is assured with the 4 point wiping contact design. The contacts never rub over any plastic part and every one is tested. The positive detent action ensures good shock resistance and the deep 'V' slots securely locate any operating probe.

Jumper-Switch™ has been designed for use on hand or flow soldered and washed PCBs. The tight pin fit prevents any wicking. Users should evaluate that their particular processes are compatible with the unsealed contact design concept.

FOR MORE INFORMATION
CONTACT
YOUR LOCAL DISTRIBUTOR.

Mechanical Details

Jumper-Switch™

Millimeters

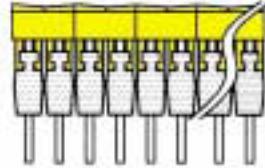
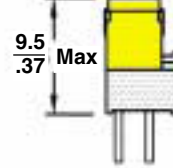
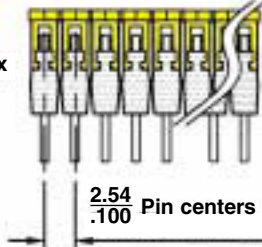
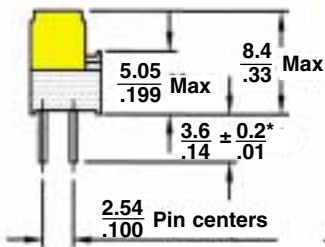
Inches

2-position (SPST)
JSA4-x-Gx


6.1
.24 Max



2-position (SPST)
Ganged JSA4-x-G2-Gx



All body lengths (pin + 1) x $\frac{2.54}{.100}$ max.



7.3
.29 Max



Top View

2-position (SPDT) JSC4-x-Gx




Top View

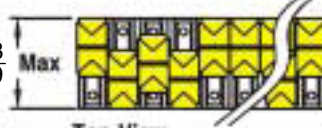
2-position (SPDT) Ganged JSC4-xG2-Gx

3-position (Center-Off) JSK9-x-Gx

3-position (Center-Off) Ganged JSK9-xG2-Gx

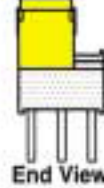


7.3
.29 Max



Top View

*For alternatives please contact Sales Office.



Top View

Principal Electrical and Performance Data

at 20°C (68°F) 70% R.H.

Contact Ratings: Non Switching: 100Vac, 5A
Switching: 1μV to 100V, 1μA to 1A 10VA. Contacts are shipped in 'ON' position.

Initial Contact Resistance: (at 10mV, 10mA max.)
Typical: 10mΩ Max. 15mΩ.

Insulation Resistance: (at 500Vdc min.) 10,000MΩ.

Life: Minimum 1,000 operations.

Dielectric Strength: 1 minute: 500Vrms 50Hz.

Capacitance Between Open Contacts: < 5pf at 1KHz.

Temperature: Operating range for continuous electrical use and manual operation is restricted to -55°C to +85°C (-67°F to +185°F) for standard products.

Operating Force: Per pole: Max. 5N/18oz.

Humidity: Damp heat steady state: 56 days.

Solderability: < 2 seconds to wet at 235°C (455°F) as per IEC 68 and BS 2011 Test T, solder bath method.

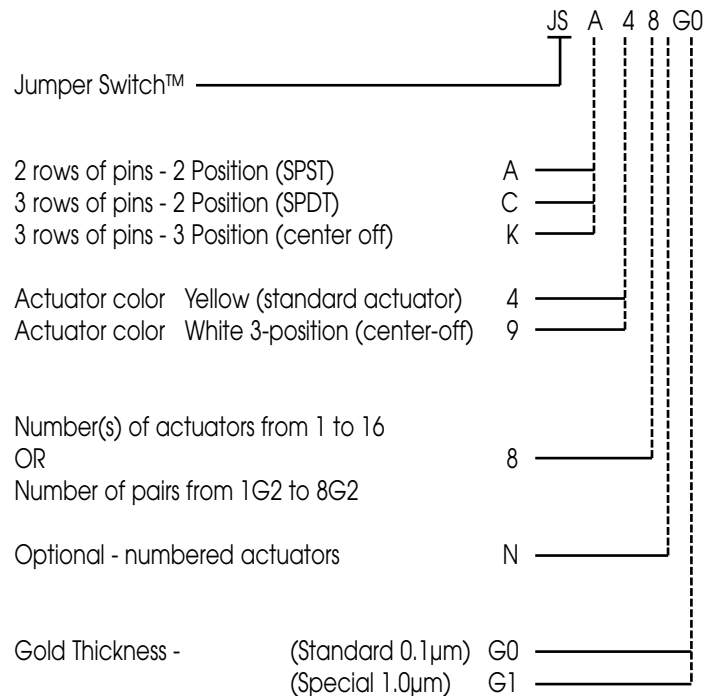
Resistance to soldering heat as per IEC 68 and BS 2011 10 seconds satisfactory at 260°C (500°F) when mounted on 1.5 (.06) THK PCB.

Materials: Actuator GF PBT UL94-VO
Switch Body PA/PTFE lubricated - UL94-VO
Contact (moving) CuSnP plated AuCo over 2.5μNi
Contact (fixed) CuZn plated AuCo over 2.5μNi

Please note: BS 2011 is now superseded by BS EN 60068.

This leaflet is believed to contain the best information available at the time of printing, but is subject to change without notice. Performance figures, where quoted, are actually estimates based on our experience or that of our customers or statutory authorities. In common with all components reliability varies with many factors, and users are invited to contact us in appropriate cases so that where relevant information is available it may be considered by the user. All supplies are subject to the Company's standard conditions of sale which are available upon request.

Ordering Code Details



ITW Pancon Erg Components

ITW Pancon
An Illinois Tool Works Company
309 East Crossroads Parkway
Bolingbrook, IL 60440
Phone (888) 515-2100 • Fax (630) 972-8900
www.itwpancon.com