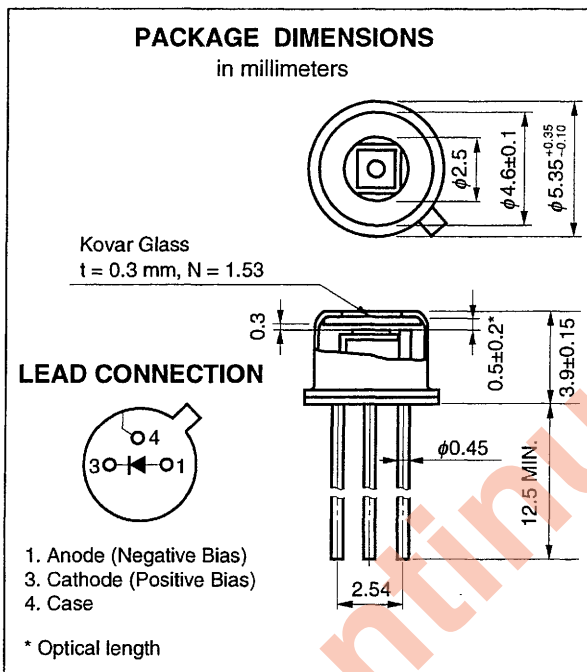


1 000 to 1 600 nm OPTICAL FIBER COMMUNICATIONS
φ50 μm InGaAs AVALANCHE PHOTO DIODE

DESCRIPTION

NDL5500 is an InGaAs Avalanche Photodiode especially designed for a detector of long wavelength optical fiber communications systems. It covers the wavelength range between 1 000 and 1 600 nm with high sensitivity.



FEATURES

- Small dark current $I_D = 5 \text{ nA}$
- High sensitivity $\eta = 85\% \text{ @ } 1\ 300 \text{ nm}$
 $\eta = 80\% \text{ @ } 1\ 550 \text{ nm}$
- High speed response $f_c = 1.2 \text{ GHz @ } M = 20$
- Short optical length 0.5 mm
- Detecting area size $\phi 50 \mu\text{m}$

ABSOLUTE MAXIMUM RATINGS ($T_C = 25^\circ\text{C}$)

Forward Current	I_F	10	mA
Reverse Current	I_R	0.5	mA
Operating Case Temperature	T_C	-40 to +70	°C
Storage Temperature	T_{stg}	-55 to +100	°C

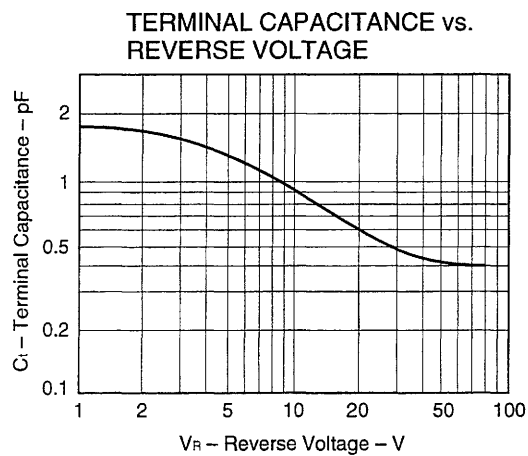
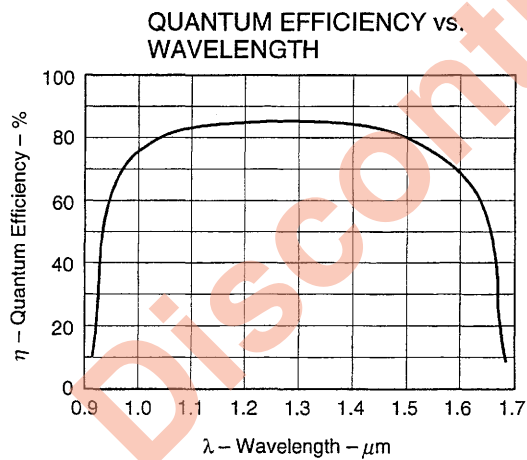
The information in this document is subject to change without notice.

ELECTRO-OPTICAL CHARACTERISTICS (T_c = 25°C)

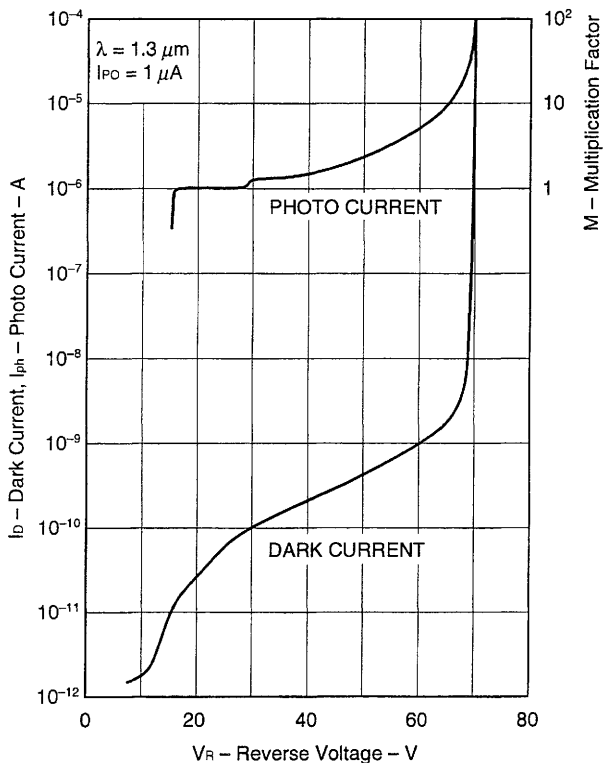
CHARACTERISTIC	SYMBOL	MIN.	TYP.	MAX.	UNIT	TEST CONDITIONS
Reverse Breakdown Voltage	V _{(BR)R}	50	70	100	V	I _D = 100 μA
Temperature Coefficient of Reverse Breakdown Voltage	δ* ¹		0.2		%/°C	
Dark Current	I _D		5	50	nA	V _R = V _{(BR)R} × 0.9
Multiplied Dark Current	I _{DM}		1	5	nA	M = 2 to 10
Terminal Capacitance	C _t		0.4	0.8	pF	V _R = V _{(BR)R} × 0.9, f = 1 MHz
Cut-off Frequency	f _c	1			GHz	M = 10
			1.2			M = 20
Quantum Efficiency	η	70	85		%	λ = 1 300 nm
			80		%	λ = 1 550 nm
Sensitivity	S	0.73	0.89		A/W	λ = 1 300 nm
			1.00			λ = 1 550 nm
Multiplication Factor	M	20	40			λ = 1 550 nm, I _{PO} = 1.0 μA V _R = V (@ I _D = 1 μA)
Excess Noise Factor	x		0.7			λ = 1 300 nm, 1 550 nm, I _{PO} = 1.0 μA
Excess Noise Coefficient	F		5			M = 10, f = 35 MHz, B = 1 MHz
Effective Detecting Area Size	φE	30	40		μm	M = 10, 80% of Peak

$$*1 \delta = \frac{V_{(BR)R} <25^{\circ}C + \Delta T^{\circ}C> - V_{(BR)R} <25^{\circ}C>}{\Delta T^{\circ}C \cdot V_{(BR)R} <25^{\circ}C>}$$

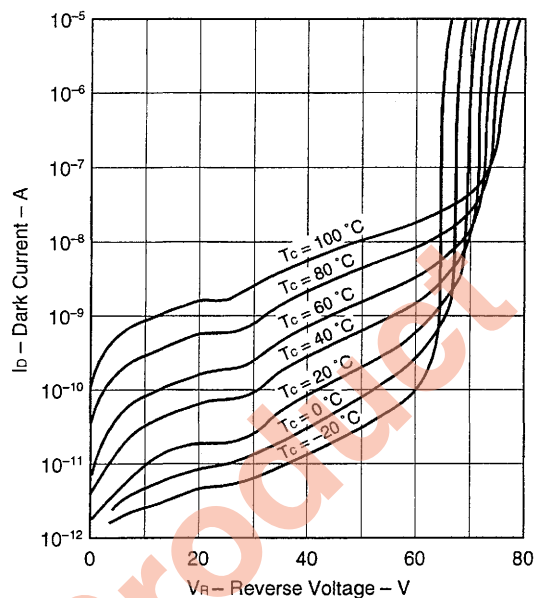
TYPICAL CHARACTERISTICS (T_c = 25°C)



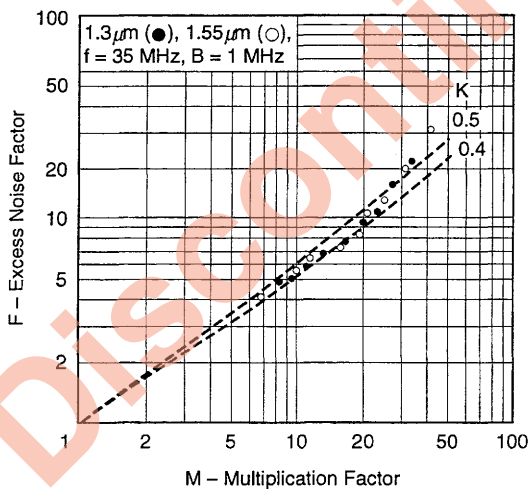
DARK CURRENT and PHOTO CURRENT vs. REVERSE VOLTAGE



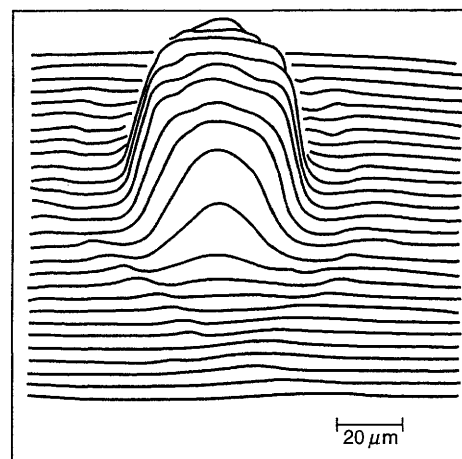
DARK CURRENT vs. REVERSE VOLTAGE



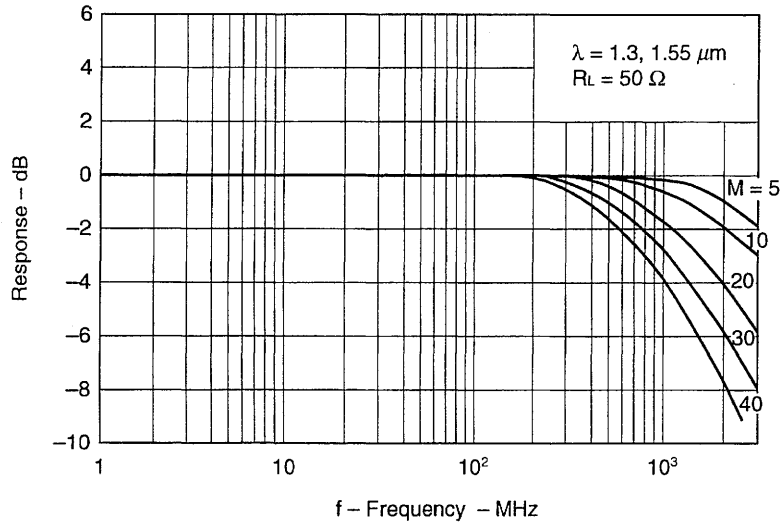
EXCESS NOISE FACTOR vs. MULTIPLICATION FACTOR



MULTIPLICATION MAP



FREQUENCY RESPONSE



Discontinued Product

★ InGaAs APD/PD FAMILY

Features Packages	APD				PIN-PD			Remarks
	φ 30 μm (for 2.5 Gb/s)	φ 50 μm (for 2.5 Gb/s)	φ 50 μm	φ 80 μm	φ 50 μm (for 2.5 Gb/s)	φ 80 μm	φ 120 μm	
TO-18 type CAN	NDL5530	–	NDL5500	NDL5510	–	–	–	3 pins
Chip on Carrier	NDL5530C	NDL5520C	NDL5500C	NDL5510C	–	–	–	
Receptacle Module	–	–	–	–	–	–	NDL5471RC NDL5471RD	3 pins RC: FC receptacle RD: SC receptacle
Coaxial Module with MMF	–	NDL5521P NDL5521P1 NDL5521P2	NDL5551P NDL5551P1 NDL5551P2 NDL5553P ^{*1} NDL5553P1 ^{*1} NDL5553P2 ^{*1} NDL5590P NDL5590P1 NDL5590P2	NDL5561P ^{*2} NDL5561P1 ^{*2} NDL5561P2 ^{*2}	NDL5421P NDL5421P1 NDL5421P2	NDL5461P NDL5461P1 NDL5461P2	–	P1, P2: With flange NDL5590P Series: With Pre-AMP
Coaxial Module with SMF	NDL5531P NDL5531P1 NDL5531P2 NDL5592P NDL5592P1 NDL5592P2	–	NDL5553PS ^{*1} NDL5553P1S ^{*1} NDL5553P2S ^{*1}	–	–	NDL5481P ^{*3} NDL5481P1 ^{*3} NDL5481P2 ^{*3}	–	P1, P2: With flange NDL5592P Series: With Pre-AMP
14-pin DIP Module with TEC	–	–	NDL5506P NDL5506PS	NDL5516P NDL5516PC	–	–	–	ΔT = 45 K (@ I _c = 1.1 A) PS: With SMF
6-pin BFY Module with MMF	–	NDL5522P	–	–	NDL5422P	–	–	With Pre-AMP
8-pin Mini-DIL with SMF	–	–	–	–	–	–	NDL8800P	

*1 For OTDR

*2 With GI-62.5/125

*3 For analog application (optical CATV)

Remark Modules are available FC-PC connector or optional SC-PC connector.

[MEMO]

Discontinued Product

[MEMO]

Discontinued Product

CAUTION

Within this device there exists GaAs (Gallium Arsenide) material which is a harmful substance if ingested. Please do not under any circumstances break the hermetic seal.

The export of this product from Japan is prohibited without governmental license. To export or re-export this product from a country other than Japan may also be prohibited without a license from that country. Please call an NEC sales representative.

No part of this document may be copied or reproduced in any form or by any means without the prior written consent of NEC Corporation. NEC Corporation assumes no responsibility for any errors which may appear in this document.

NEC Corporation does not assume any liability for infringement of patents, copyrights or other intellectual property rights of third parties by or arising from use of a device described herein or any other liability arising from use of such device. No license, either express, implied or otherwise, is granted under any patents, copyrights or other intellectual property rights of NEC Corporation or others.

While NEC Corporation has been making continuous effort to enhance the reliability of its semiconductor devices, the possibility of defects cannot be eliminated entirely. To minimize risks of damage or injury to persons or property arising from a defect in an NEC semiconductor device, customers must incorporate sufficient safety measures in its design, such as redundancy, fire-containment, and anti-failure features.

NEC devices are classified into the following three quality grades:

"Standard", "Special", and "Specific". The Specific quality grade applies only to devices developed based on a customer designated "quality assurance program" for a specific application. The recommended applications of a device depend on its quality grade, as indicated below. Customers must check the quality grade of each device before using it in a particular application.

Standard: Computers, office equipment, communications equipment, test and measurement equipment, audio and visual equipment, home electronic appliances, machine tools, personal electronic equipment and industrial robots

Special: Transportation equipment (automobiles, trains, ships, etc.), traffic control systems, anti-disaster systems, anti-crime systems, safety equipment and medical equipment (not specifically designed for life support)

Specific: Aircrafts, aerospace equipment, submersible repeaters, nuclear reactor control systems, life support systems or medical equipment for life support, etc.

The quality grade of NEC devices is "Standard" unless otherwise specified in NEC's Data Sheets or Data Books. If customers intend to use NEC devices for applications other than those specified for Standard quality grade, they should contact an NEC sales representative in advance.

Anti-radioactive design is not implemented in this product.