

3.5(H)mm, 2.0mm-travel Type SSSS2 Series

| Photo | Dimensions | Land Dimensions | Circuit Diagram | Packing Specifications |
 | Soldering Conditions |


PRINT

Part number	SSSS224001	
Travel	2mm	
Actuator directions	Horizontal	
Actuator length	2mm	
Poles	2	
Positions	3	
Operating force	Refer to the dimensions.	
Changeover timing	Non shorting	
Soldering	Reflow	
Operating temperature range	-40°C to +85°C	
Rating (max.)/(min.) (Resistive load)	0.3A 6V DC/50μA 3V DC	
Electrical performance	Contact resistance (Initial performance/After lifetime)	70mΩ max./130mΩ max.
	Insulation resistance	100MΩ min. 500V DC
	Voltage proof	500V AC for 1 minute
Mechanical performance	Terminal strength	3N for 1 minute
	Actuator strength	Operating direction 20N
		Pulling direction 10N
Durability	Operating life without load	10,000 cycles 100mΩ max.
	Operating life with load (at max. rated load)	10,000 cycles 130mΩ max.
Environmental performance	Cold	-20°C 500h
	Dry heat	85°C 500h
	Damp heat	60°C, 90 to 95%RH 500h

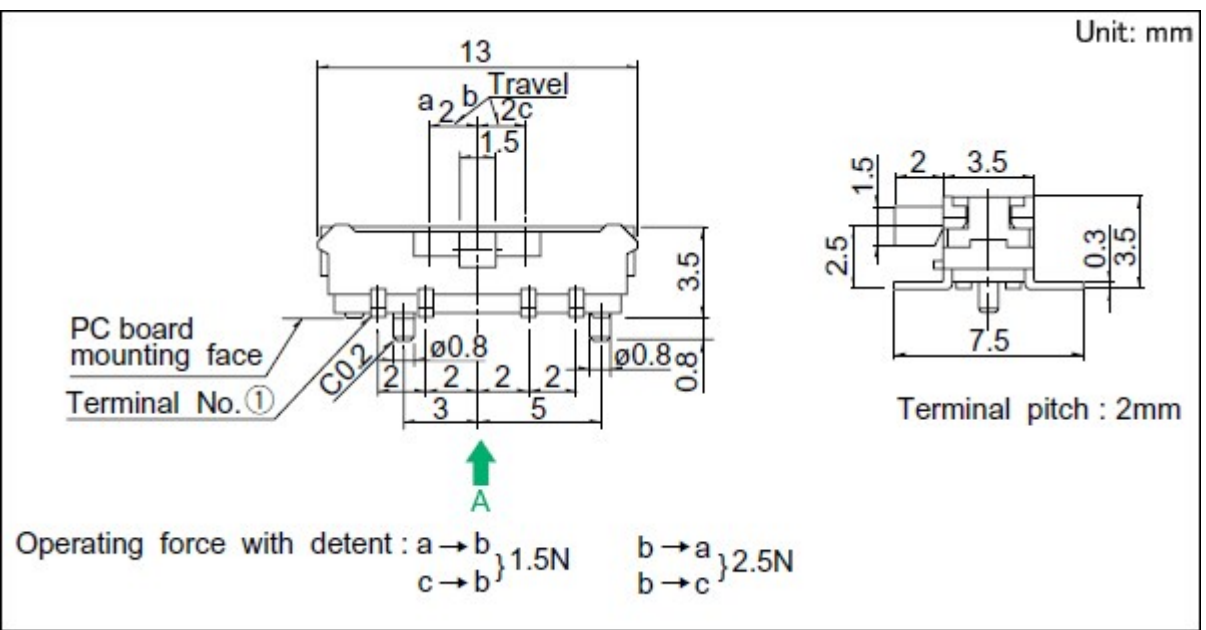
Minimum order unit (pcs.)	Japan	1,400
	Export	5,600

- 3D CAD (STEP) [↓](#)
- Certificate of Compliance to RoHS regulations [↓](#)

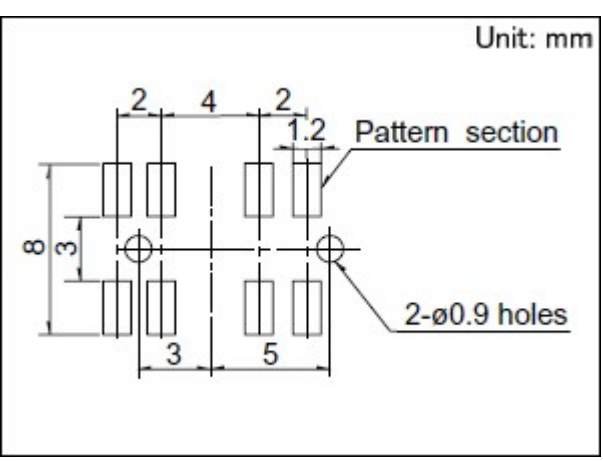
Photo



Dimensions

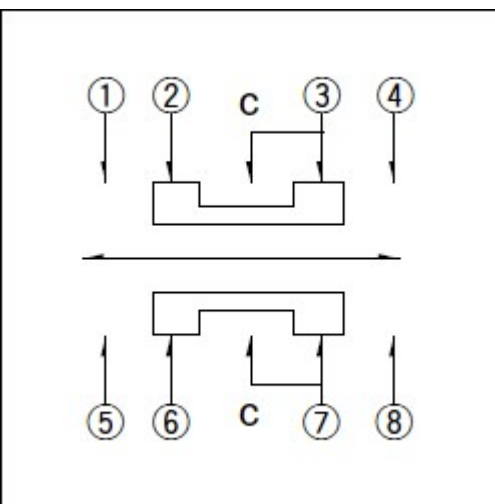


Land Dimensions



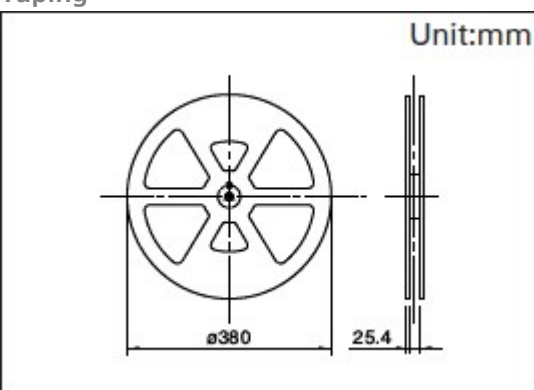
Viewed from direction A in the dimensions.

Circuit Diagram



Packing Specifications

Taping



Number of packages (pcs.)	1 reel	1,400
	1 case / Japan	2,800
	1 case / export packing	5,600
Tape width (mm)		24
Export package measurements (mm)		406×406×190

Soldering Conditions

Example of Reflow Soldering Condition

1. Heating method

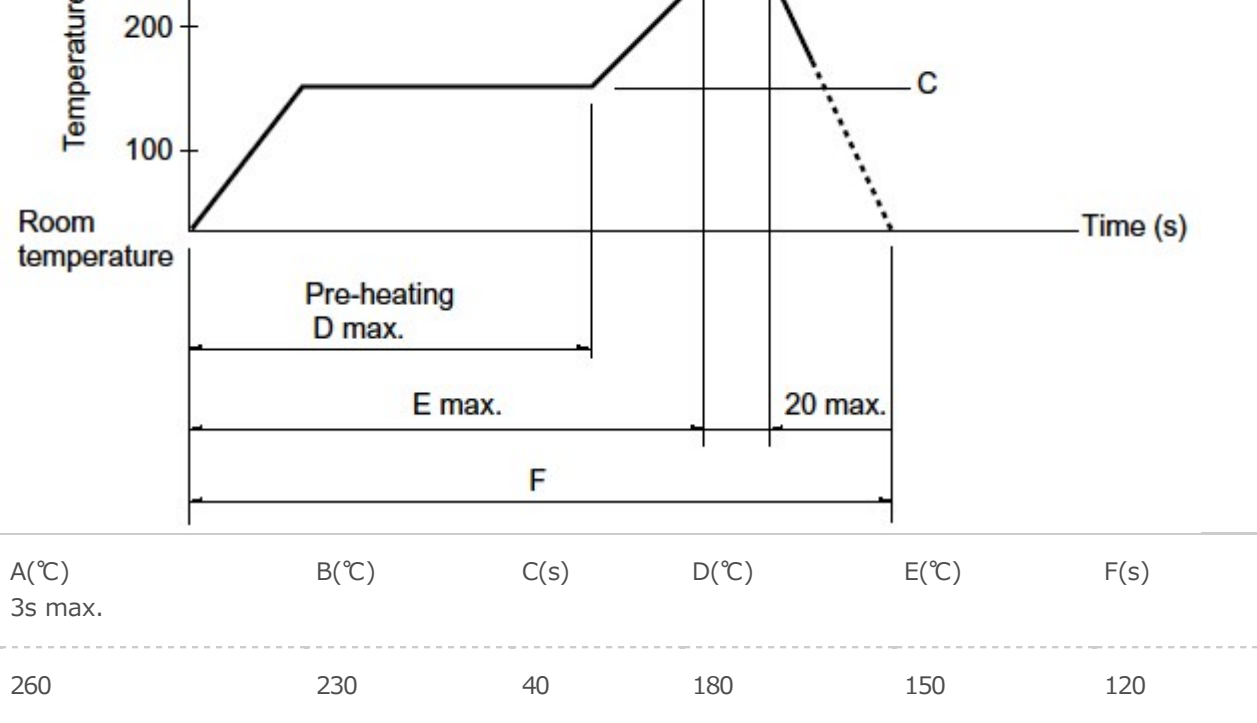
Double heating method with infrared heater.

2. Temperature measurement

Thermocouple 0.1 to 0.2 Φ CA (K) or CC (T) at soldering portion (copper foil surface). A heat resisting tape should be used for fixed measurement.

3. Temperature profile





(1) The condition mentioned above is the temperature on the mounting surface of a PC board. There are cases where the PC board's temperature greatly differs from that of the switch, depending on the PC board's material, size, thickness, etc. The above-stated conditions shall also apply to switch surface temperatures.

(2) Soldering conditions differ depending on reflow soldering machines. Prior verification of soldering condition is highly recommended.

Reference for Hand Soldering

Soldering temperature	350±10°C
Soldering time	4s max.

Notes are common to this series/models.

1. This site catalog shows only outline specifications. When using the products, please obtain formal specifications for supply.
2. Please place purchase orders per minimum order unit (integer).
3. Products other than those listed in the above chart are also available. Please contact us for details.

Inquiries about Products

[Inquiry](#)