


# SMT MICRO HEADER & SOCKET

(0.80 mm) .0315" PITCH • FTE/CLE SERIES



**FTE**  
Mates:  
CLE

**CLE**  
Mates:  
FTE, AW

## SPECIFICATIONS

**Insulator Material:**  
Black Liquid Crystal Polymer  
**Terminal Material:**  
Phosphor Bronze  
**Contact Material:**  
BeCu  
**Plating:**  
Au over 50 μ" (1.27 μm) Ni  
**Current Rating (FTE/CLE):**  
2.7 A per pin  
(2 pins powered)  
**Operating Temp Range:**  
-55 °C to +125 °C  
**Insertion Depth (CLE):**  
Top Entry =  
(1.73 mm) .068" to (3.18 mm) .125"  
with (0.38 mm) .015"  
wipe, or pass-through  
Bottom Entry =  
(3.23 mm) .127" minimum plus  
board thickness  
**Max Cycles (CLE):**  
100 with 10 μ" (0.25 μm) Au

## PROCESSING

**Lead-Free Solderable:**  
Yes  
**SMT Lead Coplanarity (FTE):**  
-DV: (0.10 mm) .004" max  
-DH: (0.10 mm) .004" max (05-25)  
(0.15 mm) .006" max (26-50)\*  
\*(.004" stencil solution  
may be available; contact  
ipg@samtec.com)  
**SMT Lead Coplanarity (CLE):**  
(0.10 mm) .004" max (04-65)  
(0.15 mm) .006" max (66-90)\*  
\*(.004" stencil solution  
may be available; contact  
ipg@samtec.com)



05  
thru  
90

Specify  
LEAD  
STYLE  
from  
chart

**-G**  
= 10 μ"  
(0.25 μm)  
Gold on  
post,  
Gold flash  
on balance

**-DV**  
= Dual  
Vertical  
**-DH**  
= Dual  
Horizontal  
(50 positions  
maximum)

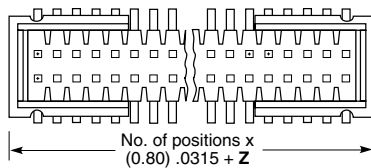
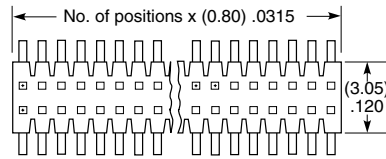
Style -01 -DV only  
(11 pins/row  
minimum)  
**-ES**  
= End Shroud  
**-EC**  
= End Shroud with  
Locking Clips  
(Manual placement  
required)  
**-EP**  
= End Shroud with  
Guide Posts

**-A**  
= Alignment  
Pin  
(5 positions  
minimum)  
Metal or  
plastic at  
Samtec  
discretion  
(-DV only)  
**-K**  
= (2.50 mm)  
.098" DIA  
Polyimide  
Film Pick &  
Place Pad  
(-DH only)

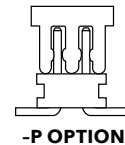
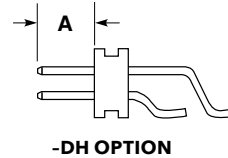
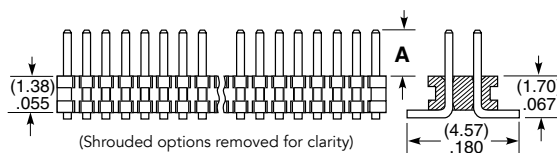
**-P**  
= Plastic Pick  
& Place Pad  
(8 positions  
minimum)  
-DV only

**-TR**  
= Tape & Reel

**-FR**  
= Full Reel  
Tape & Reel  
(must order  
max. quantity  
per reel;  
contact  
Samtec for  
quantity  
breaks)



OPTION	Z	LEAD STYLE	A
-ES	(1.57) .062	-01	(1.90) .075
-EC	(4.11) .162	-02	(4.45) .175
-EP	(5.51) .217	-03	(3.05) .120



04 thru 90

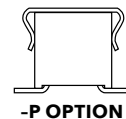
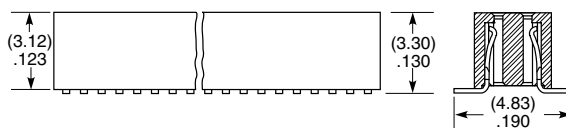
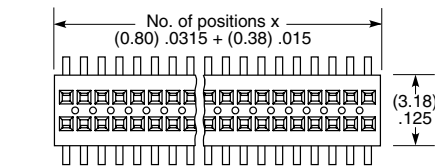
**-G**  
= 10 μ"  
(0.25 μm)  
Gold

**-A**  
= Alignment Pin  
(4 positions minimum)  
Metal or plastic at  
Samtec discretion.  
**-K**  
= (3.50 mm) .138" DIA  
Polyimide film  
Pick & Place Pad  
(8 positions minimum)

**-P**  
= Metal Pick & Place Pad  
(8 positions minimum)

**-TR**  
= Tape & Reel

**-FR**  
= Full Reel Tape & Reel  
(must order max. quantity  
per reel; contact Samtec  
for quantity breaks)



**Note:**  
Some lengths, styles and  
options are non-standard,  
non-returnable.