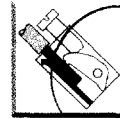



TOP 4 GS, TOP 1.5 GS

- Screw clamp termination
- For space restrictive applications that require wire and screwdriver access in same plane
- Available in 5.08, 6.35 and 7.62 mm pitch

Poles	Description	Color	Part No.	Poles	Description	Color	Part No.
2	TOP 1.5GS 5.08/2/90	OG	1785590000	3	TOP 4GS 6.35/3/180	OG	1786200000
2	TOP 1.5GS 5.08/2/90	BK	1785700000	3	TOP 4GS 6.35/3/180	BK	1786310000
3	TOP 1.5GS 5.08/3/90	OG	1785600000	2	TOP 1.5GS 7.62/2/90	OG	0393360000
3	TOP 1.5GS 5.08/3/90	BK	1785710000	3	TOP 1.5GS 7.62/3/90	OG	1726210000
2	TOP 1.5GS 5.08/2/180	OG	1785810000	2	TOP 1.5GS 7.62/2/180	OG	0391360000
2	TOP 1.5GS 5.08/2/180	BK	1785920000	3	TOP 1.5GS 7.62/3/180	OG	0391460000
3	TOP 1.5GS 5.08/3/180	OG	1785820000	2	TOP 4GS 7.62/2/90	OG	0289660000
3	TOP 1.5GS 5.08/3/180	BK	1785930000	2	TOP 4GS 7.62/2/90	BK	1751780000
2	TOP 4GS 6.35/2/90	OG	1401760000	3	TOP 4GS 7.62/3/90	OG	0289760000
2	TOP 4GS 6.35/2/90	BK	1786110000	3	TOP 4GS 7.62/3/90	BK	1786460000
3	TOP 4GS 6.35/3/90	OG	1650300000	2	TOP 4GS 7.62/2/180	OG	0298360000
3	TOP 4GS 6.35/3/90	BK	0265910000	2	TOP 4GS 7.62/2/180	BK	1786590000
2	TOP 4GS 6.35/2/180	OG	1786190000	3	TOP 4GS 7.62/3/180	OG	0298460000
2	TOP 4GS 6.35/2/180	BK	1786300000	3	TOP 4GS 7.62/3/180	BK	1786600000


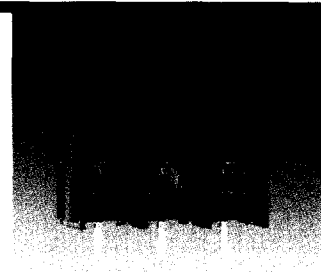


■ TOP Clamp

LL 9.5

- 9.5 mm screw clamp termination
- Touch-safe alternative to barrier strips
- Gas-tight, self-locking clamping yoke for more security and faster wiring than barrier strips
- Compact design saves space
- Designed for limited high voltage applications up to 600 V, 5 A UL and standard applications up to 300 V, 30 A UL rating

Poles	Description	Color	Part No.	Poles	Description	Color	Part No.
2	LL 9.5/2/90	OG	1724680000	3	LL 9.5/3/90	OG	1724690000
2	LL 9.5/2/90	BK	1724700000	3	LL 9.5/3/90	BK	1724710000

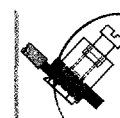



■ Screw Clamp

LU 10.16

- Screw clamp termination
- Designed for high-power, high-current applications
- Large pitch for automation equipment
- Available with 2 or 4 solder pins per pole
- 90° wire orientation

Poles	Description	Color	Part No.	Poles	Description	Color	Part No.
2	LU 10.16/2/90 2 PIN	GY	1648310000	2	LU 10.16/2/90 4 PIN	GY	1636170000
3	LU 10.16/3/90 2 PIN	GY	1648300000	3	LU 10.16/3/90 4 PIN	GY	1636180000



■ Screw Clamp

APPLICATION NOTE:
Ideal for motor drives applications

More products are available than shown.
Please contact us or visit our website,
www.weidmuller.com.