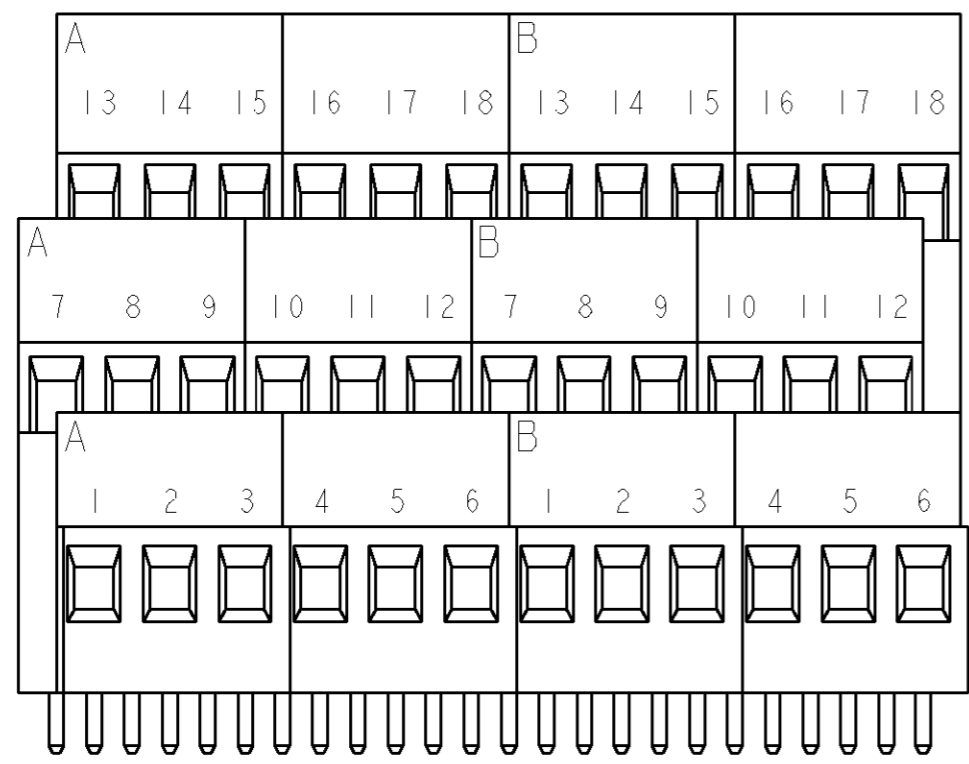


THIS DRAWING IS UNPUBLISHED. RELEASED FOR PUBLICATION 20
 © COPYRIGHT 20 BY TYCO ELECTRONICS CORPORATION. ALL RIGHTS RESERVED.

LOC	DIST	REVISIONS			
P	LTR	DESCRIPTION	DATE	DWN	APVD
FT	0	-	SEE SHEET 1	-	-



P/N 282917-4 AS SHOWN

- 1 MATERIALS AND FINISH
 HOUSING: PA 6-6, UL 94-V0, COLOR: SEE TABLE.
 CLAMP: BRASS, NICKEL PLATED.
 TERMINAL: BRASS, TIN PLATED.
 CLAMPING SCREW: M3, BRASS, NICKEL PLATED.
- 2 SUITABLE FOR 1,6-2,4mm PC BOARD THICKNESS.
- 3 END-TO-END STACKABLE W/INTERLOCK WITHOUT LOSS OF CENTERLINE SPACING.
- 4 WIRE SIZE RANGE
 12 - 30 AWG
- 5 RECOGNIZED UNDER THE COMPONENT PROGRAM OF UNDERWRITERS LABORATORIES INC. FILE N° E60677.
- 6 IMQ CERTIFICATE WITH SURVEILLANCE IN CONFORMITY WITH IEC 998-1/998-2-1.
- 7 NOT CUMULATIVE TOLERANCE.
- 8 INK MARKING, WHITE COLOR.
- 9 P/N 282917-4 IS OBTAINED BY GLUING AND ASSEMBLING TOGETHER N.4 CONNECTORS P/N 282917-3

<small>THIS DRAWING IS A CONTROLLED DOCUMENT FOR TYCO ELECTRONICS CORPORATION IT IS SUBJECT TO CHANGE AND THE CONTROLLING ENGINEERING ORGANIZATION SHOULD BE CONTACTED FOR THE LATEST REVISION.</small>		DWN 07JAN2002 E. ZANOLINI CHR 07JAN2002 E. ZANOLINI APVD 07JAN2002 D. BIEVENOUR		BUCHANAN Tyco Electronics Harrisburg, PA 17105-3608	
DIMENSIONS: mm 		TOLERANCES UNLESS OTHERWISE SPECIFIED: 0 PLC ±- 1 PLC ±.3 2 PLC ±.25 3 PLC ±- 4 PLC ±- ANGLES ±2		NAME TERMINAL BLOCK, PCB MOUNT THREE LEVEL STACKING W/INTERLOCK, 5.08mm PITCH	
MATERIAL - 		FINISH - 		PRODUCT SPEC - APPLICATION SPEC - WEIGHT -	
CUSTOMER DRAWING				SIZE A3 CAGE CODE 00779 DRAWING NO C-282917 RESTRICTED TO -	
				SCALE 3:1 SHEET 2 OF 2 REV F	

4

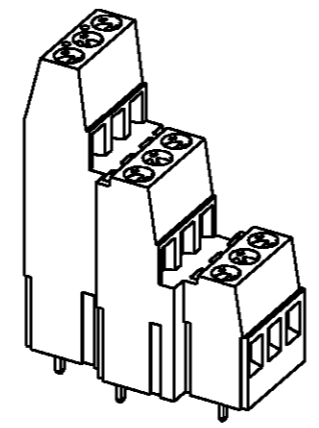
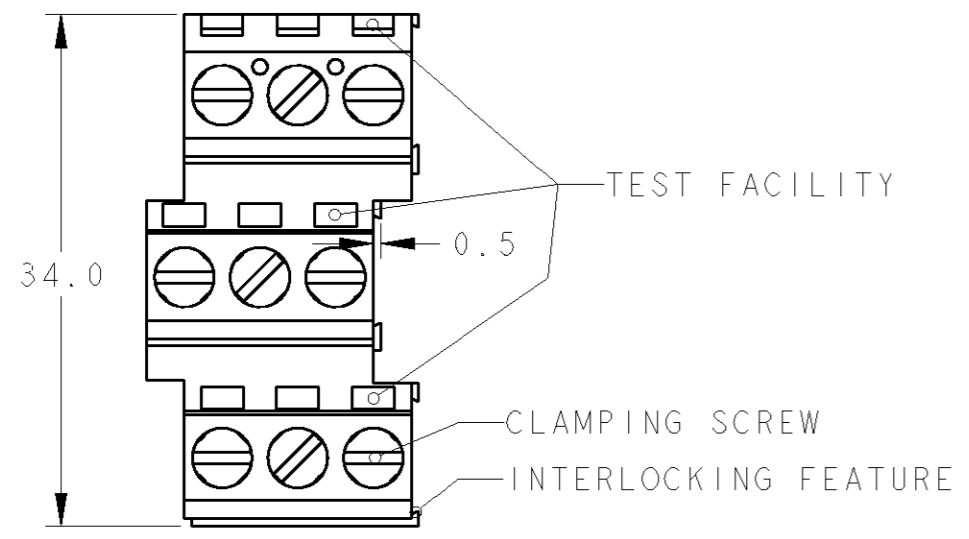
3

2

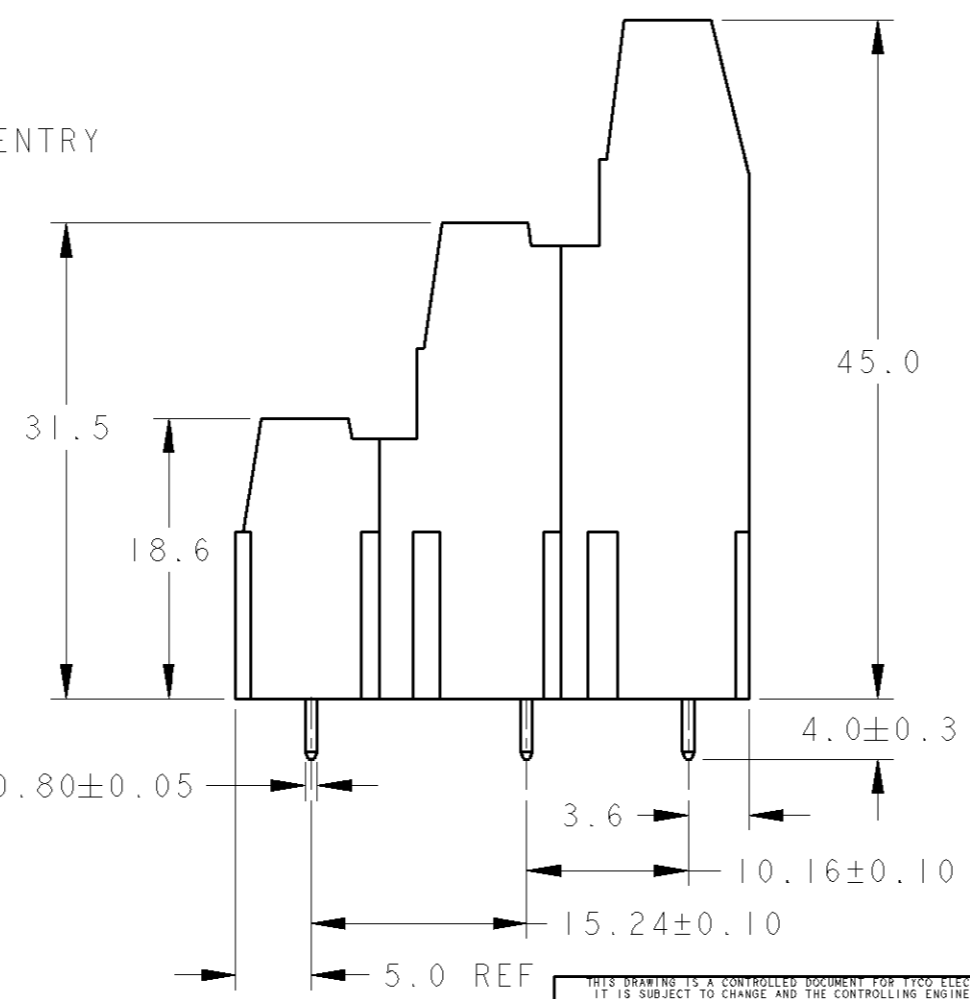
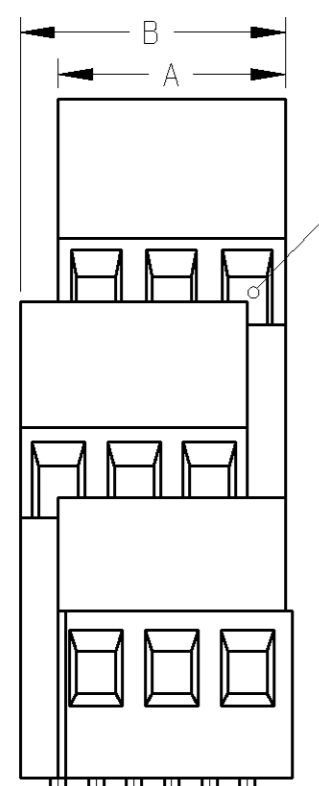
1

THIS DRAWING IS UNPUBLISHED. RELEASED FOR PUBLICATION 20
 © COPYRIGHT 20 BY TYCO ELECTRONICS CORPORATION. ALL RIGHTS RESERVED.

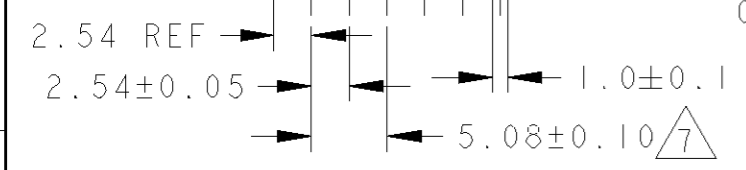
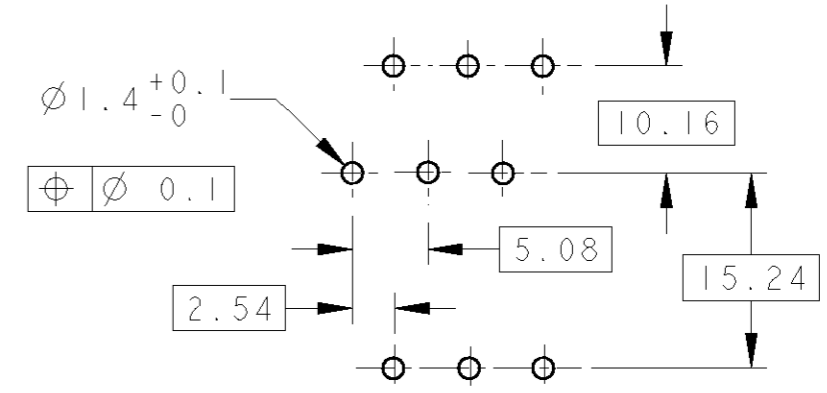
LOC	DIST	REVISIONS				
P	LTR	DESCRIPTION	DATE	DWN	APVD	
FT	0					
	C	REVISED PER 0G3B-0119-01	07JAN2002	EZ	DB	
	D	ADDED -5 EC 0G3B-0138-02	16JAN2003	SW	CR	
	E	REVISED EC 0G3B-0199-02	04JUN2003	SW	CR	
	F	REVISED EC 0G3B-0695-03	16OCT2003	SW	CR	



282917-3 AS SHOWN



RECOMMENDED PC BOARD LAYOUT



-	83.82	81.28	GREEN	16	1-282917-6
-	17.78	15.24	GRAY	3	1-282917-3
-	17.78	15.24	BLUE	3	282917-5
8 SEE SHEET 2	63.50	60.96	BLACK	12	282917-4
-	17.78	15.24	GREEN	3	282917-3
-	12.70	10.16	GREEN	2	282917-2

MARKING	B	A	COLOR	NO OF POSN	PART NUMBER
---------	---	---	-------	------------	-------------

THIS DRAWING IS A CONTROLLED DOCUMENT FOR TYCO ELECTRONICS CORPORATION. IT IS SUBJECT TO CHANGE AND THE CONTROLLING ENGINEERING ORGANIZATION SHOULD BE CONTACTED FOR THE LATEST REVISION.

DWN	07JAN2002	BUCHANAN Tyco Electronics Harrisburg, PA 17105-3608	
CHK	07JAN2002		
APVD	07JAN2002		
PRODUCT SPEC	108-20166		
APPLICATION SPEC	114-20079	NAME	TERMINAL BLOCK, PCB MOUNT THREE LEVEL STACKING W/INTERLOCK, 5.08mm PITCH
WEIGHT	-	SIZE	A3
		CAGE CODE	00779
		DRAWING NO	C=282917
		RESTRICTED TO	-

CUSTOMER DRAWING SCALE 2:1 SHEET 1 OF 2 REV F