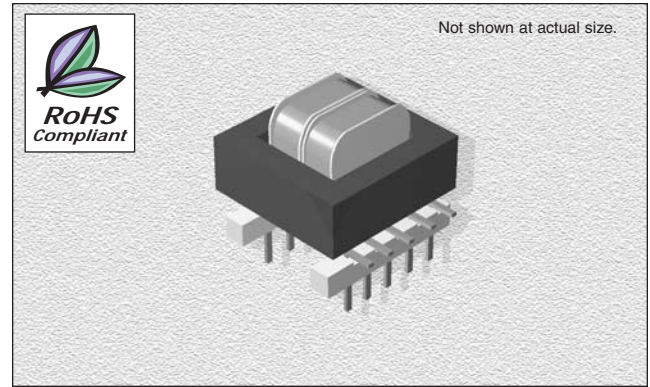


Equivalent Magnetics for LM258x Flyback Regulator

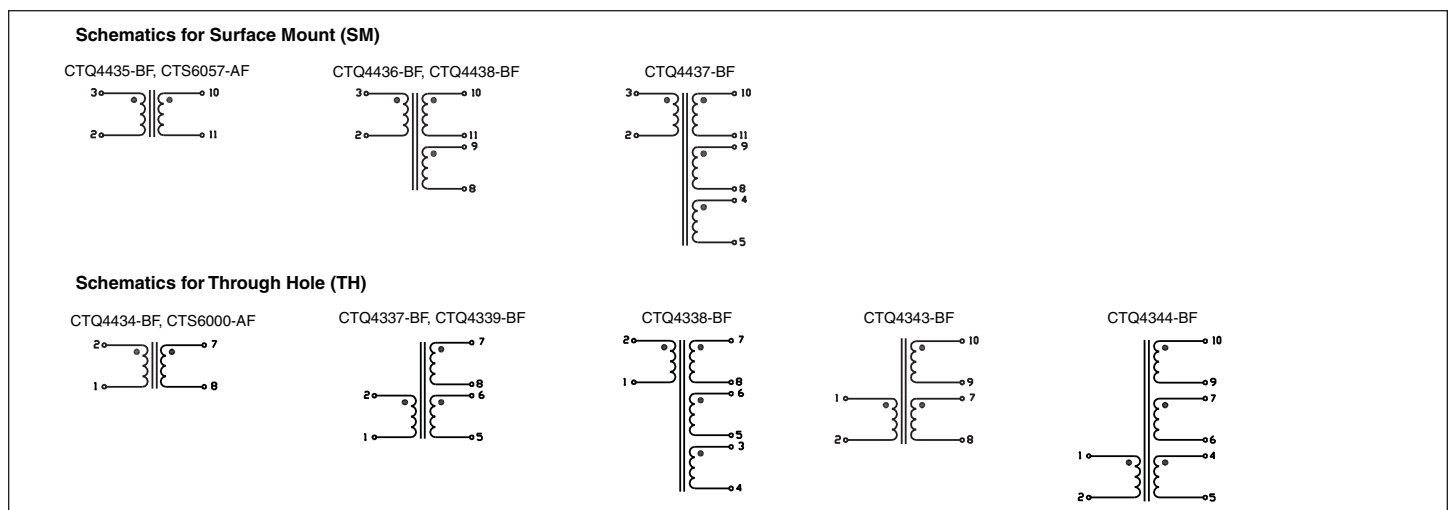


1. Leakage inductance measured across the primary at 0.10 Vrms, 100kHz
2. DC current at which the primary inductance is measured
3. Operating temperature range -40°C to +85°C
4. Electrical specifications at 25°C
5. **RoHS Compliant.**

ORDERING INFO

Part Number	Type	L at 0 Adc ±15% (µH)	L at Ipk Min. (µH)	Volt-time product Max. (Vµsec)	Leakage Inductance ¹ Max. (µH)	DCR Primary (Ω)	DCR Secondary (Ω)	Turns Ratio	Ipk ² (A)
CTQ4435-BF	SM	22	19.0	166.5	0.7	0.020	0.025	1:1	4.85
CTQ4434-BF	TH	22	19.8	162.0	2.0	0.028	0.028	1:1	5.0
CTQ4436-BF	SM	22	19.0	166.5	0.5	0.025	0.23 (10-11) 0.25 (9-8)	1:2.5:2.5	5.0
CTQ4337-BF	TH	22	19.8	162.0	2.0	0.030	0.32 (8-7, 6-5)	1:2.5:2.5	5.0
CTQ4343-BF	TH	85	76.5	364.5	3.5	0.150	0.011 (10-9, 7-6)	1:0.8:0.8	3.0
CTQ4344-BF	TH	85	76.5	364.5	3.5	0.145	0.20 (10-9, 7-6) 0.03 (4-5)	1:0.35:0.8:0.8	3.0
CTQ4437-BF	SM	55	47.3	299.7	2.0	0.110	0.035 (3-2) 0.30 (9-8) 0.32 (4-5)	1:0.5:1.167:1.167	3.0
CTQ4338-BF	TH	66	59.4	499.5	3.5	0.090	0.039 (8-7) 0.58 (6-5) 0.60 (3-4)	1:0.5:1.167:1.167	3.0
CTQ4438-BF	SM	65	57.0	299.7	3.0	0.065	0.15 (10-11, 9-8)	1:1.2:1.2	3.0
CTQ4339-BF	TH	66	59.4	499.5	3.0	0.090	0.20 (8-7) 0.24 (5-6)	1:1.2:1.2	3.0
CTS6057-AF	SM	47	40.0	233.1	2.0	0.065	0.065	1:1	3.0
CTS6000-AF	TH	47	40.0	212.6	2.0	0.065	0.042	1:1	3.0

SCHEMATICS



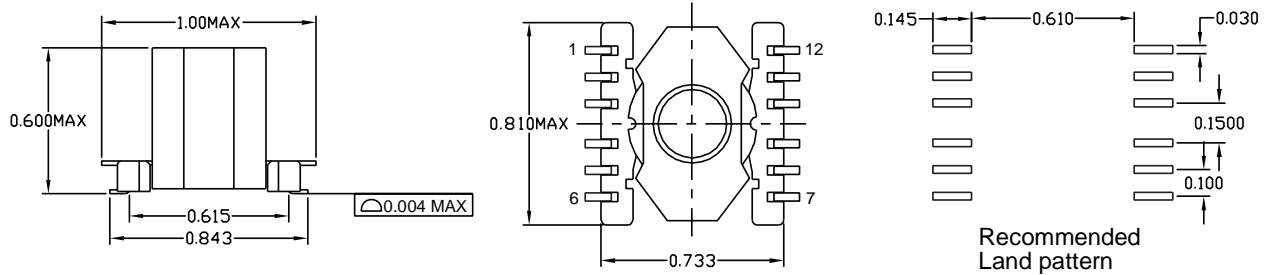
09.07.10

PHYSICAL DIMENSIONS

Unit: inch

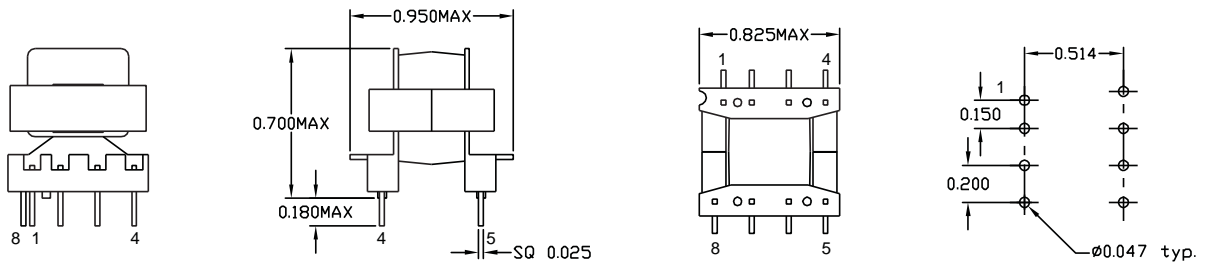
Surface Mount (SM)

CTQ4435-BF / CTQ4436-BF / CTQ4437-BF / CTQ4438-BF / CTS6057-AF



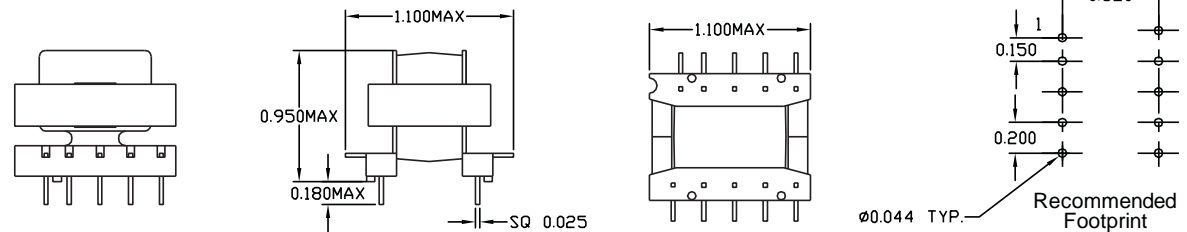
Through Hole (TH)

CTQ4434-BF / CTQ4337-BF / CTQ4338-BF / CTQ4339-BF / CTS6000-AF



Through Hole (TH)

CTQ4434-BF / CTQ4344-BF



09.07.10