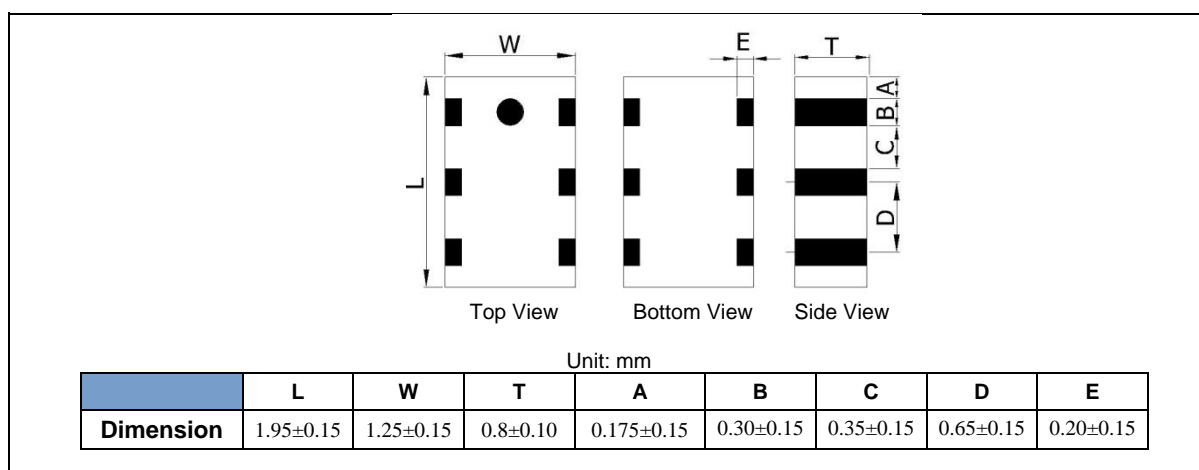


ELECTRICAL SPECIFICATION

SPECIFICATIONS		SPECIFICATIONS	UNIT
Frequency Range		2400 ~ 2500	MHz
VSWR (max)		2.0	--
Insertion Loss, Max	@ -40°C ~ +85°C	1.5	dB
	@ -40°C ~ +125°C	1.9	dB
Return Loss, minimum		9.5	dB
Unbalanced Impedance		50	Ω
Balanced Impedance		Impedance matched to: Atmel AT86RF232, ATMega256RFR2, ZigBit 256RFR2, ZigBit RF233, ZigBit RF233+FEM, Extension RF233, USB RF233	--
Phase Difference		180 ±10	°
Amplitude Difference, Max		2	dB
Attention, min	@ 4800 ~ 5000 MHz	20	dB
	@ 7200 ~ 7500 MHz	20	dB
Common Mode Rejection @4800 ~ 5000 MHz		20	dB
Power Capacity, Maximum		1	watt
Operating Temperature		-40 ~ +125	°C
Storage Temperature		-10 ~ +40	°C

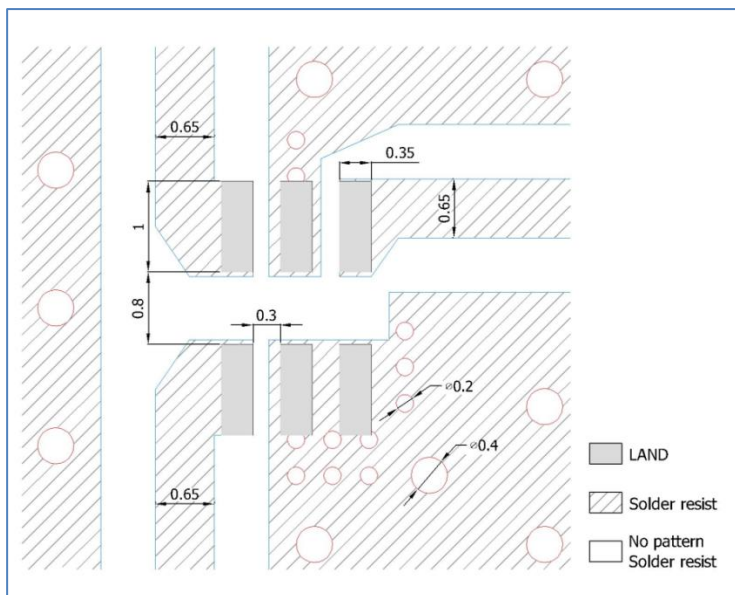
MECHANICAL SPECIFICATION



MECHANICAL SPECIFICATION (Continued)

TOP VIEW		PIN	
Top view		1	Unbalanced port
		2	Ground
		3	Balanced port
		4	Balanced port
		5	Ground
		6	Ground

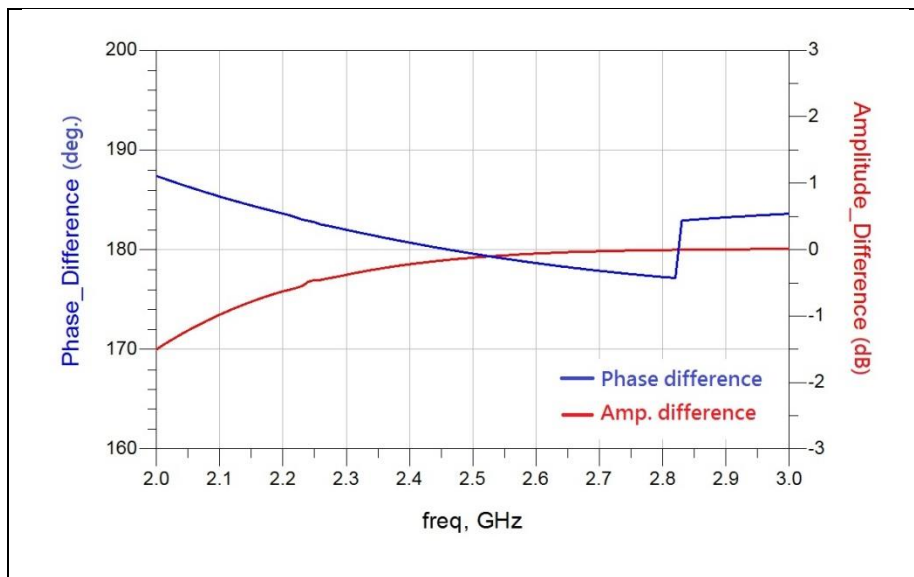
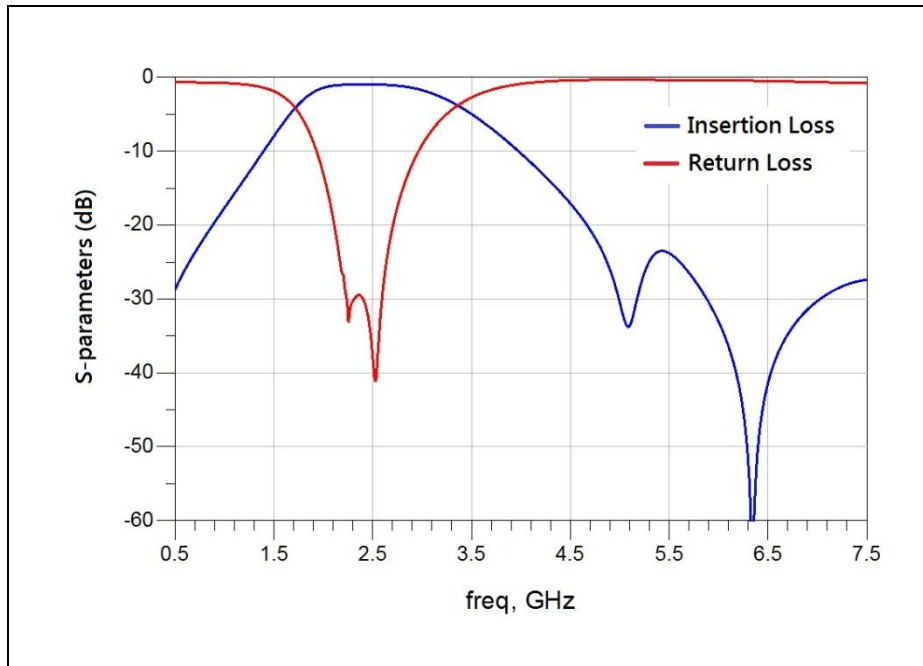
SOLDER LAND PATTERN



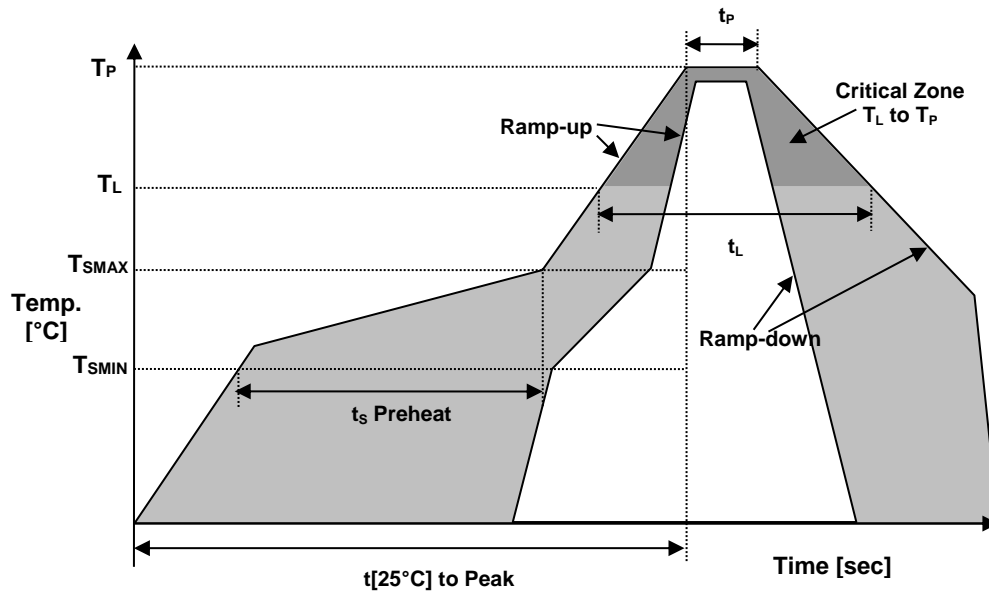
Unit : mm

Line width to be designed to match 50 Ω characteristic impedance, depending on PCB material and thickness.

■ TYPICAL ELECTRICAL PERFORMANCE



REFLOW PROFILE



Reflow profile		
Temperature Min Preheat	T _S MIN	150°C
Temperature Max Preheat	T _S MAX	200°C
Time (T _S MIN to T _S MAX)	t _s	60-180 sec.
Temperature	T _L	217°C
Peak Temperature	T _P	250°C
Ramp-up rate	R _{UP}	3°C/sec max.
Ramp-down rate	R _{DOWN}	6°C/sec max.
Time within 5°C of Peak Temperature	t _P	10 sec.
Time t[25°C] to Peak Temperature	t[25°C] to Peak	480 sec.
Time	t _L	60-150 sec.

■ ENVIRONMENTAL

PARAMETER	VALUE
MOISTURE SENSITIVITY LEVEL	1
RoHS2	6/6 COMPLIANT & LEAD FREE
REACH-SVHC	COMPLIANT
HALOGEN-FREE	COMPLIANT
TERMINATION FINISH	Au



March, 2017