

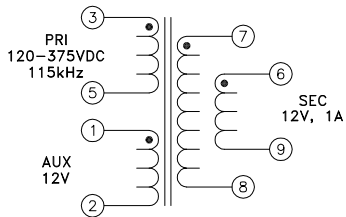
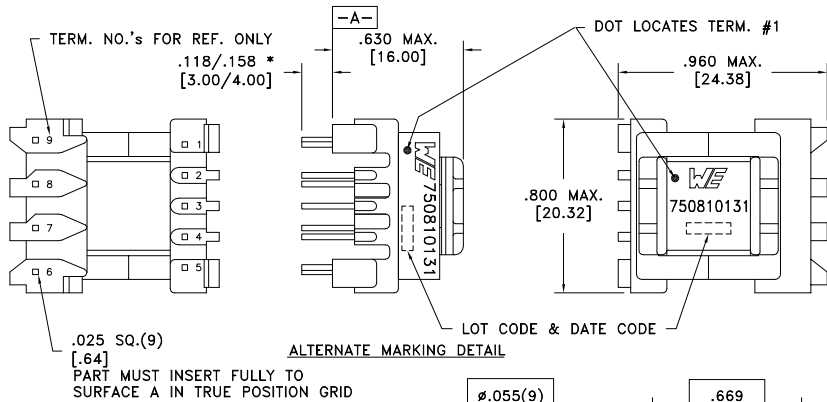
CUSTOMER TERMINAL	RoHS	LEAD(Pb)-FREE
Sn96%, Ag4%	Yes	Yes



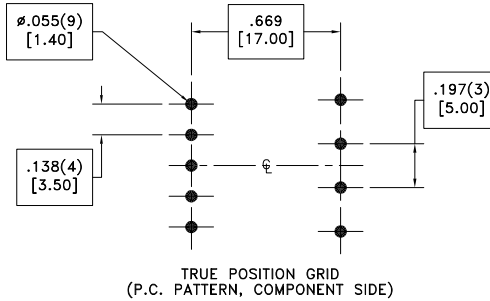
ELECTRICAL SPECIFICATIONS @ 25°C unless otherwise noted:

PARAMETER	TEST CONDITIONS	VALUE
D.C. RESISTANCE	3-5 @20°C	1.100 ohms ±10%
D.C. RESISTANCE	1-2 @20°C	0.460 ohms ±10%
D.C. RESISTANCE	7-8 tie(6+7, 8+9), @20°C	0.048 ohms ±10%
INDUCTANCE	3-5 10kHz, 100mVAC, Ls	1.8mH ±10%
SATURATION CURRENT	3-5 20% rolloff from initial	320mA
LEAKAGE INDUCTANCE	3-5 tie(1+2, 6+7+8+9), 100kHz, 100mVAC, Ls	25uH typ., 38uH max.
6B DIELECTRIC	5-6 tie(1+3, 6+7), 2500VAC, 1 second	2500VAC, 1 minute
URNS RATIO	(3-5):(7-8), tie(6+7, 8+9)	5.8:1, ±1%
URNS RATIO	(3-5):(1-2)	5.8:1, ±1%

* DIMENSION MAY BE EXCEEDED WITH SOLDER ONLY



Customer to tie terminals 6&7 and 8&9 on PC board.



GENERAL SPECIFICATIONS:

OPERATING TEMPERATURE RANGE: -40°C to +125°C including temp rise.

Designed to comply with the following requirements as defined by IEC60950-1, EN60950-1, UL60950-1/CSA60950-1 and AS/NZS60950.1:
 - Functional insulation for a primary circuit at a working voltage of 265Vrms, 400Vpeak, Overvoltage Category II.

Wire insulation & RoHS status not affected by wire color.
 Wire insulation color may vary depending on availability.

REV.	DATE	Packaging Specifications
		Method: Tray PKG-0735 www.we-online.com/midcom
6B	9/18	
6A	8/16	SEE REVISION SHEET FOR REVISION LEVEL



Tolerances unless otherwise specified:
 Angles: ±1°
 Fractions: ±1/64
 Decimals: ±.005 [.13]
 Footprint: ±.001 [.03]
 This drawing is dual dimensioned. Dimensions in brackets are in millimeters.

DRAWING TITLE
TRANSFORMER
 eiSos p/n: 750810131



PART NO.
750810131
 SPECIFICATION SHEET 1 OF 1